



AGENDA – Board of Commissioners

Thursday, April 20, 2023 6:00 P.M.

I. Call to Order and Pledge of Allegiance

II. Roll Call

III. Oath of Office

Mr. David Russo – County Representative – District 6

IV. Public Comments (limited to 3 minutes per person)

V. Approval of Minutes

(Concurrence of a Majority of those Commissioners Present, provided there is a quorum—minimum 4)

RECOMMENDED MOTION: To approve the Minutes of the March 16, 2023 Regular Meeting of the DuPage Water Commission (Voice Vote)

VI. Charter Customer Hearing Regarding Management Budget Ordinance for the Fiscal Year Commencing May 1, 2023 and Ending April 30, 2024

(Concurrence of a Majority of those Commissioners Present, provided there is a quorum—minimum 4)

RECOMMENDED MOTION: To open the Charter Customer Hearing regarding the Management Budget Ordinance for the Fiscal Year Commencing May 1, 2023 and Ending April 30, 2024 (Roll Call).

RECOMMENDED MOTION: To close the Charter Customer Hearing regarding the Management Budget Ordinance for the Fiscal Year Commencing May 1, 2023 and Ending April 30, 2024 (Roll Call).

VII. Public Hearing Regarding Annual Budget and Appropriation Ordinance for the Fiscal Year Commencing May 1, 2023 and Ending April 30, 2024

(Concurrence of a Majority of those Commissioners Present, provided there is a quorum—minimum 4)

RECOMMENDED MOTION: To open the Public Hearing regarding the Annual Budget and Appropriation Ordinance for the Fiscal Year Commencing May 1, 2023 and Ending April 30, 2024 (Roll Call).

RECOMMENDED MOTION: To close the Public Hearing regarding the Annual Budget and Appropriation Ordinance for the Fiscal Year Commencing May 1, 2023 and Ending April 30, 2024 (Roll Call).

VIII. Treasurer’s Report

(Concurrence of a Majority of those Commissioners present, provided there is a quorum—minimum 4)

RECOMMENDED MOTION: To accept the March 2023 Treasurer's Report (Voice Vote).

IX. Committee Reports

A. Finance Committee

1. Report of 4/20/23 Finance Committee

2. Ordinance No. O-1-23: An Ordinance Approving and Adopting an Annual Management Budget for the Fiscal Year Commencing May 1, 2023 and Ending April 30, 2024

(Concurrence of a Majority of the Appointed Commissioners—7)

3. Ordinance No. O-2-23: An Ordinance Establishing a Rate for Operation and Maintenance Costs for the Fiscal Year Commencing May 1, 2023 and Ending April 30, 2024

(Affirmative Majority of the Appointed Commissioners, containing the votes of at least 1/3 of the County Appointed Commissioners and 40% of the Municipal Appointed Commissioners 3 County + 3 Muni+1=7)

4. Ordinance No. O-3-23: An Ordinance Establishing Fixed Costs to be Payable by Each Contract Customer for the Fiscal Year Commencing May 1, 2023 and Ending April 30, 2024

(Affirmative Majority of the Appointed Commissioners, containing the votes of at least 1/3 of the County Appointed Commissioners and 40% of the Municipal Appointed Commissioners 3 County + 3 Muni+1=7)

5. Ordinance O-4-23: Annual Budget and Appropriation Ordinance for the Fiscal Year Commencing May 1, 2023 and Ending April 30, 2024

(Affirmative Majority of the Appointed Commissioners, containing the votes of at least 1/3 of the County Appointed Commissioners and 40% of the Municipal Appointed Commissioners 3 County + 3 Muni+1=7)

RECOMMENDED MOTION: To adopt item numbers 2 through 5 under the Finance Report section of the agenda in a single group pursuant to the Omnibus Vote procedures. (Roll Call)

6. Actions on other items listed on the 4/20/23 Finance Committee Agenda.

B. Administration Committee

1. Report of 4/20/23 Administration Committee

2. Resolution No. R-15-23: A Resolution authorizing and ratifying the disposal of certain personal property owned by the DuPage Water Commission, at no cost.

(Concurrence of a Majority of those Commissioners Present, provided there is a quorum—minimum 4)

3. Resolution R-16-23: A Resolution Suspending the Purchasing Procedures and Authorizing the Execution of a Consulting Agreement with IT Savvy LLC for IT Cyber Security Services (Fire Eye) at a cost of \$123,293.64

(TO SUSPEND PURCHASING PROCEDURES: 2/3 Majority of those Commissioners Present, provided there is a quorum-minimum 5)

(Affirmative Majority of the Appointed Commissioners, containing the votes of at least 1/3 of the County Appointed Commissioners and 40% of the Municipal Appointed Commissioners—3 County + 3 Muni+1=7)

RECOMMENDED MOTION: To adopt item numbers 2 and 3 under the Administration Report section of the agenda in a single group pursuant to the Omnibus Vote procedures. (Roll Call)

4. Actions on Other Items Listed on 4/20/23 Administration Committee Agenda

C. Engineering & Construction Committee

1. Report of 4/20/23 Engineering & Construction Committee
2. Resolution No. R-13-23: A Resolution approving and ratifying Task Order 7 under a Master Contract with DeLaSCasas CP, LLC., for professional engineering services, in the amount of \$70,000.00.

(Affirmative Majority of the Appointed Commissioners, containing the votes of at least 1/3 of the County Appointed Commissioners and 40% of the Municipal Appointed Commissioners—3 County + 3 Muni+1=7)

3. Resolution No. R-14-23: A Resolution Approving and Ratifying work authorization order 018 under Quick Response Contract QR-12/21 to Benchmark Construction Company Inc., to install galvanic anode beds at various locations, at an estimated cost of \$92,520.00.

(Affirmative Majority of the Appointed Commissioners, containing the votes of at least 1/3 of the County Appointed Commissioners and 40% of the Municipal Appointed Commissioners—3 County + 3 Muni+1=7)

4. Resolution No. R-17-23: A Resolution Approving a First Amendment to Task Order No. 2 under a Master Contract with Dixon Engineering, Inc., for additional resident engineering services and hold point inspections, at a not to exceed cost of \$20,000.00.

(Affirmative Majority of the Appointed Commissioners, containing the votes of at least 1/3 of the County Appointed Commissioners and 40% of the Municipal Appointed Commissioners—3 County + 3 Muni+1=7)

5. Resolution R-18-23: A Resolution Approving and Ratifying certain Work Authorization Orders, WOA number 12.019 to Rossi Contactors, Inc. to repair or replace the Dresser couplings on each 16" effluent pipe and mitigate corrosion and water leaking into the building structure at 6 (six) meter stations under quick response contract QR-12/21, at an estimated cost of \$30,600.14.

(Affirmative Majority of the Appointed Commissioners, containing the votes of at least 1/3 of the County Appointed Commissioners and 40% of the Municipal Appointed Commissioners—3 County + 3 Muni+1=7)

RECOMMENDED MOTION: To adopt item numbers 2 through 5 under the Engineering & Construction Report section of the agenda in a single group pursuant to the Omnibus Vote procedures. (Roll Call)

6. Actions on Other Items Listed on 4/20/23 Engineering & Construction Committee Agenda

X. Accounts Payable

A. March 2023

1. Approval of Accounts Payable invoices received

RECOMMENDED MOTION: To approve the Accounts Payable in the amount of \$9,028,263.16 (March 2023), subject to submission of all contractually required documentation, for invoices that have been received (Roll Call). (Affirmative Majority of the Appointed Commissioners, containing the votes of at least 1/3 of the County Appointed Commissioners and 40% of the Municipal Appointed Commissioners—3 County + 3 Muni+1=7)

2. Approval of Accounts Payable estimated invoices

RECOMMENDED MOTION: To approve the Accounts Payable in the amount of \$4,046,875.00 (March 2023), subject to submission of all contractually required documentation, for invoices that have not yet been received but have been estimated (Roll Call). (Affirmative Majority of the Appointed Commissioners, containing the votes of at least 1/3 of the County Appointed Commissioners and 40% of the Municipal Appointed Commissioners—3 County + 3 Muni+1=7)

XI. Chairman’s Report

XII. Old Business

XIII. New Business

A. Decennial Committee on Local Government Efficiency Act

B. Carollo – project update

XIV. Executive Session

(Concurrence of a Majority of those Commissioners Present, provided there is a quorum—minimum 4)

RECOMMENDED MOTION: To go into Executive Session to discuss security procedures pursuant to 5 ILCS 120/2(c)(8), to discuss matters related to personnel pursuant to 5 ILCS 120/2(c)(1) and (2), to discuss acquisition of real estate pursuant to 5 ILCS 120/2(c)(5), to discuss pending, probable, or imminent litigation pursuant to 5 ILCS 120/2(c)(11), and/or to discuss minutes of closed meetings pursuant to 5 ILCS 120/2(c)(21) (Roll Call).

RECOMMENDED MOTION: To come out of Executive Session (Voice Vote).

XV. Adjournment

(Concurrence of a Majority of those Commissioners Present, provided there is a quorum—minimum 4)

Minutes of a Meeting
of the

BOARD OF COMMISSIONERS

DuPage Water Commission
600 E. Butterfield Road, Elmhurst, Illinois

March 16, 2023

I. The meeting was called to order by Vice Chair Pruyn at 6:33 PM

II. Roll Call

Commissioners in attendance: D. Bouckaert, J. Broda, J. Fennell, J. Healy, J. Pruyn, D. Russo, F. Saverino, D. Van Vooren, P. Suess

Commissioners absent: R. Gans, D. Novotny, K. Rush, J. Zay

Also in attendance: P. May, C. Bostick, C. Peterson, M. Weed, D. Panaszek, D. Cuvalo, J. Haney and D. Mundall

III. Public Comments

No Public Comment was offered.

IV. Approval of Minutes

Commissioner Russo moved to approve the minutes of the February 16, 2023 Regular Meeting of the DuPage Water Commission and the February 16, 2023 Minutes of the Committee of the Whole seconded by Commissioner Broda, unanimously approved by a voice vote.

Ayes: D. Bouckaert, J. Broda, J. Fennell, J. Healy, J. Pruyn, D. Russo, F. Saverino,
P. Suess

Abstain: D. Van Vooren

Nay: None

Absent: R. Gans, D. Novotny, K. Rush, J. Zay

V. Treasurer's Report

Treasurer Fates presented the February 2023 Treasurer's Reports consisting of 13 pages with pages 1 and 2 containing a brief summary of the report.

February 2023

Treasurer Fates pointed out the \$227.2 million of cash and investments on page 4, which reflected a decrease of about \$1.1 million from the previous month. Treasurer Fates also pointed out the schedule of investments on pages 5 through 11 totaling \$189.9 million and the market yield on the total portfolio showed 2.31% which is up slightly from the prior month. On page 12, the statement of cash flows showed an increase in cash and investments by about \$10.3 million and operating activities increased by approximately \$11.7 million. Also noted on page 13, the monthly cash/operating report showed that the Commission has met all recommended reserve balances.

Commissioner Russo moved to accept the February 2023 Treasurer's Report, seconded by Commissioner Broda, unanimously approved by a voice vote.

Ayes: D. Bouckaert, J. Broda, J. Fennell, J. Healy, J. Pruyn, D. Russo, F. Saverino, D. Van Vooren, P. Suess

Nay: None

Absent: R. Gans, D. Novotny, K. Rush, J. Zay

VI. Committee Reports

A. Finance Committee

Commissioner Suess gave an update on the Finance Committee meeting.

Item 1: Request for Board Action - Authorization for the General Manager to engage in a two (2) year agreement with Arthur J. Gallagher for insurance brokerage services at the DuPage Water Commission for a cost not to exceed \$30,385.00 annually.

Item 2: Request for Board Action – A request amending and restating the Investment Policy of the DuPage Water Commission.

Item 3: Request for Board Action – A request for retain the services of Baker Tilly Virchow Krause, LLP, for a one (1) year term.

Commissioner Seuss made a motion adopt item numbers 1 through 3 under the Finance Committee section of the Agenda pursuant to the Omnibus Vote Procedures, seconded by Commissioner Russo, unanimously approved by a Roll Call vote.

B. Administration Committee

Commissioner Healy gave a brief update on the Administration Committee meeting. Commissioners Broda and Van Vooren expressed the desire to have a scope of work going forward from consultant John J. Millner to which General Manager May agreed and will proceed accordingly.

Item 1: Request for Board Action - To Authorize a Consulting Agreement with John J. Millner and Associates, Inc., in an amount not to exceed \$40,000.00.

Item 2: Resolution No. R-12-23: A Resolution Authorizing the General Manager to process FY 2024 Vehicle Replacement Purchase Orders for an amount not to exceed \$196,000.00.

Commissioner Healy made a motion adopt item numbers 1 and 2 under the Administration Committee section of the Agenda pursuant to the Omnibus Vote Procedures, seconded by Commissioner Russo, unanimously approved by a Roll Call vote.

Ayes: D. Bouckaert, J. Broda, J. Fennell, J. Healy, J. Pruyn, D. Russo, F. Saverino, D. Van Vooren, P. Suess

Nay: None

Absent: R. Gans, D. Novotny, K. Rush, J. Zay

C. Engineering & Construction Committee

Commissioner Fennell gave a brief update on the Engineering Committee meeting.

Item 1: Resolution No. R-8-23: A Resolution Approving and Ratifying Certain Change Orders for a Contract for the Construction of DPPS Emergency Generation System Modifications, Contract PSD-10/22, At a cost of \$61,500.46.

Item 2: Resolution No. R-9-23: A Resolution Approving and Ratifying certain Change Orders for the Influent, Effluent, and 72" Meter Buildings Coating Rehabilitation contract (PSD-11/22) to GP Maintenance Services, Inc, increasing the net contract price by an amount not to exceed \$23,800.00.

Item 3: Resolution No. R-10-23: A Resolution approving a two (2) year contract time extension of Contract QR-12/21 to John Neri Construction Co. Inc., Rossi Contractors, Inc., and Benchmark Construction Co. Inc., for quick response construction work, at no cost.

Item 4: Resolution No. R-11-23: A Resolution approving and ratifying certain task orders under a Master Contract with AECOM Technical Services for the Condition Assessment of the Lexington Pumping Station at an estimated cost of \$91,369.00.

Commissioner Fennell moved to approve Items 1-4 under the Engineering & Construction Committee Report section of the agenda in a single group pursuant to the Omnibus Vote Procedures. Seconded by Commissioner Healy, unanimously approved by a roll call vote.

Ayes: D. Bouckaert, J. Broda, J. Fennell, J. Healy, J. Pruyn, D. Russo, F. Saverino, D. Van Vooren, P. Suess

Nay: None

Absent: R. Gans, D. Novotny, K. Rush, J. Zay

VII. Accounts Payable

A. February 2023

Item 1: To approve the Accounts Payable in the amount of \$8,505,614.03 (February 2023), subject to submission of all contractually required documentation, for invoices that have been received.

Commissioner Russo moved to approve the accounts payable disbursements for February 2023, seconded by Commissioner Broda and unanimously approved by a roll call vote.

Ayes: D. Bouckaert, J. Broda, J. Fennell, J. Healy, J. Pruyn, D. Russo, F. Saverino, D. Van Vooren, P. Suess

Nay: None

Absent: R. Gans, D. Novotny, K. Rush, J. Zay

Item 2: To approve the Accounts Payable in the amount of \$3,720,330.00 (February 2023), subject to submission of all contractually required documentation, for invoices that have not yet been received but have been estimated.

Commissioner Healy moved to approve the accounts payable disbursements and the estimated accounts payable for February 2023, seconded by Commissioner Russo and unanimously approved by a roll call vote.

Ayes: D. Bouckaert, J. Broda, J. Fennell, J. Healy, J. Pruyn, D. Russo, F. Saverino, D. Van Vooren, P. Suess

Nay: None

Absent: R. Gans, D. Novotny, K. Rush, J. Zay

VIII. Chairman's Report

Vice Chair Pruyn invited General Manager May to address the Commissioners. General Manager May began with the Sikich HR Assessment Report and reviewed the recommendations matrix relative to the progress made so far. Commissioner Suess asked how many vacant positions the Commission has currently, the primary cause for attrition, and where employees next jobs have been. There has been some loss of senior staff, particularly over the last 18 months primarily as a result of retirements, said General Manager May. He went on to note that we currently have three open entry-level positions and stated that the loss of non-senior personnel has included movement to private utilities and municipalities, primarily due to compensation. Commissioner Russo asked

if the Commission has tried to counteroffer to the departing personnel. General Manager May explained that the HR Assessment did identify this as a priority and noted that a more formalized step system would better demonstrate a career path for staff. General Manager May also noted that the proposed FY 2023-24 budget includes a 5% CPI adjustment for staff, as well as an incentive payment program which would reward high achievers and those who pursue and procure valuable industry and professional certifications: Water Operators licenses, NACE certification, and/or Professional Engineer's licenses. Commissioner Van Vooren asked if exit interviews are utilized here at the Commission, and if so, what is done with the information collected. Commissioner Van Vooren went on to ask if being down three employees is creating any operating deficiencies or concerns. General Manager May replied that overtime has increased yet not to a level to cause concern, and that exit interviews are held for each departing employee.

General Manager May then provided an overview of the discharge header pipe repair project. Mr. May noted that this was a complex and challenging project and recognized that the institutional knowledge of our staff, particularly Chris Bostick, Dariusz Panaszek, Mike Weed, and Bill Wegner made a very difficult repair process run smoothly and efficiently. Looking ahead, efforts will be underway to evaluate other pipes in the system in an effort to prevent disruption in service.

IX. Old Business

No Old Business was offered.

X. New Business

No New Business was offered.

XI. Executive Session

There was no Executive Session.

XII. Adjournment

Commissioner Russo made a motion to adjourn, seconded by Commissioner Broda, unanimously approved by a voice vote. All aye, motion carried.

Meeting adjourned at 7:17 PM.



MEMORANDUM

To: Chairman and Commissioners
From: Bill Fates, Treasurer
Date: 4/11/2023
Subject: TREASURER'S REPORT – March 31, 2023

I am pleased to report that I have reviewed and approved all journal entries and bank reconciliations for the month of March. I have also reviewed the monthly financial statements and budget status reports and found them to be in order.

Summary of Cash & Investments (Page 4)

1. Cash and investments totaled \$227.7 million on March 31st, an increase of \$0.5 million compared to the previous month.
2. The balance in the BMO Harris checking account was \$32.6 million on March 31st, a decrease of \$4.6 million compared to the \$37.2 million reported last month.
3. The BMO Harris money market accounts had \$2.7 million at month-end, relatively unchanged from the prior month.
4. During the month of March, the IIIT money market accounts decreased by \$2.3 million from the prior month.
5. In March, corporate notes and U.S. Treasury investments increased by \$5.3 million and \$5.8 million, respectively. U.S. Agency investments and municipal bonds decreased by \$1.6 million and \$2.2 million, respectively.
6. The current holdings of cash and investments are in compliance with the approved investment policy.
7. For the eleven months ended March 31, 2023, the Commission's cash and investments increased a total of \$10.8 million.
 - The Operating & Maintenance Account decreased by \$5.4 million for an ending balance of \$35.4 million.
 - The General Account increased by approximately \$15.5 million for an ending balance of \$27.2 million.

- The Operating Reserve Account increased by approximately \$656,000 for a balance of \$74.0 million.
- The Capital Reserve Fund decreased by approximately \$193,000 for a balance of \$66.3 million.
- The Long-Term Capital Reserve Account increased by approximately \$252,000 for a balance of \$24.8 million.

Summary of the Changes in Cash and Investments by Account

Account	Balance 4/30/2022	Balance 03/31/2023	Increase (Decrease)
Operations & Maintenance	\$40,712,748	\$35,355,358	\$(5,357,390)
General Account	11,764,287	27,239,390	15,475,103
Operating Reserve	73,340,284	73,996,462	656,178
Capital Reserve	66,483,336	66,290,243	(193,093)
Long-Term Cap. Reserve	24,545,723	24,798,222	252,499
Total Cash & Investments	\$216,846,378	\$227,679,675	\$10,833,297

Schedule of Investments (Pages 5-11)

1. The average yield to maturity on the Commission’s investments was 2.51%, up from the prior month average yield to maturity of 2.31%.
2. The portfolio ended the month of March 2023 with \$6.3 million of unrealized losses, compared to \$6.1 million in unrealized losses at April 30, 2022.
3. The amortized cost of our investments was \$195.1 million at March 31st.


Statement of Cash Flows (Page 12)

1. The statement of cash flows shows a breakdown of the \$10.8 million increase in cash and investments for the fiscal year.
2. Operating activities increased cash by approximately \$12.3 million as of the end of March 2023. Included in this activity is the \$4.5 million received from Aqua Illinois.
3. The decrease in Loans Receivable increased cash by approximately \$431,000.
4. Capital Assets purchased were \$3.3 million.
5. Cash flow from investment activity generated approximately \$1.4 million of income.

Reserve Analysis (Page 13)

1. The Operating Reserve account was \$74.0 million which is approximately 188 days, this amount meets the minimum balance per the reserve policy.
2. The Operating and Maintenance Account was \$35.4 million which is a balance currently sufficient to cover an estimated 90 days of normal operation and maintenance costs.
3. The reserve analysis report shows the Commission has met all recommended reserve balances on March 31st.

Respectfully submitted,

A handwritten signature in black ink, appearing to read "Bill Fates". The signature is written in a cursive style with a vertical line extending downwards from the end.

Bill Fates, CPA
Treasurer

DU PAGE WATER COMMISSION
 TREASURER'S REPORT
 SUMMARY OF CASH AND INVESTMENTS
 3/31/2023

FUNDS CONSIST OF:	3/31/2023	February 28, 2023	INCR. - (DECR.)
PETTY CASH	1,300.00	1,300.00	0.00
CASH AT HARRIS BANK	32,616,310.26	37,238,758.70	(4,622,448.44)
TOTAL CASH	32,617,610.26	37,240,058.70	(4,622,448.44)
IIIT MONEY MARKET FUNDS	5,361,301.64	7,616,147.04	(2,254,845.40)
BMO HARRIS MONEY MARKET FUNDS	2,737,747.41	2,732,805.90	4,941.51
U. S. TREASURY INVESTMENTS	113,382,104.83	107,587,338.47	5,794,766.36
U. S. AGENCY INVESTMENTS	30,230,694.20	31,790,014.76	(1,559,320.56)
MUNICIPAL BONDS	10,430,759.18	12,637,633.46	(2,206,874.28)
COMMERCIAL PAPER	1,965,581.66	1,956,686.39	8,895.27
ASSET BACKED SEC/COLLATERALIZED MORTGAGE OBLIG	23,131,836.37	23,024,228.88	107,607.49
CERTIFICATES OF DEPOSIT	0.00	0.00	0.00
CORPORATE NOTES	7,822,039.85	2,572,021.16	5,250,018.69
TOTAL INVESTMENTS	195,062,065.14	189,916,876.06	5,145,189.08
TOTAL CASH AND INVESTMENTS	227,679,675.40	227,156,934.76	522,740.64
	3/31/2023	February 28, 2023	% CHANGE
IIIT MONEY MARKET FUNDS	2.8%	4.1%	-29.6%
BMO HARRIS MONEY MARKET FUNDS	1.4%	1.4%	0.2%
U. S. TREASURY INVESTMENTS	58.1%	56.6%	5.4%
U. S. AGENCY INVESTMENTS	15.5%	16.7%	-4.9%
MUNICIPAL BONDS	5.3%	6.7%	-17.5%
COMMERCIAL PAPER	1.0%	1.0%	0.5%
ASSET BACKED SEC/COLLATERALIZED MORTGAGE OBLIG	11.9%	12.1%	0.5%
CERTIFICATES OF DEPOSIT	0.0%	0.0%	N/A
CORPORATE NOTES	4.0%	1.4%	204.1%
TOTAL INVESTMENTS	100.0%	100.0%	2.7%

Note 1 - Investments are carried at amortized cost.

DU PAGE WATER COMMISSION
INVESTMENTS
(Unaudited)
March 31, 2023

FUND SOURCE	COUPON RATE	PURCHASE DATE	MATURITY DATE		YIELD TO MATURITY (COST)	PAR VALUE	PURCHASE PRICE	AMORTIZED DISCOUNT (PREMIUM)	AMORTIZED COST	ACCRUED INTEREST 03/31/23
Water Fund Oper. & Maint. Acct. (01-121103)										
BMO Harris - Money Market	2.100%	03/31/23	04/01/23	1	2.200%	\$ 2,737,747.41	\$ 2,737,747.41	0.00	\$ 2,737,747.41	-
Water Fund General Account (01-121700)										
IIIT - Money Market	4.833%	03/31/23	04/01/23	1	4.833%	4,813,669.60	4,813,669.60	0.00	4,813,669.60	-
US Treasury Notes	0.250%	06/07/22	04/15/23	15	2.190%	2,500,000.00	2,459,179.69	38,988.63	2,498,168.32	2,884.62
US Treasury Notes	0.125%	06/07/22	05/31/23	61	2.270%	2,500,000.00	2,448,339.84	43,002.03	2,491,341.87	1,047.39
US Treasury Notes	1.375%	11/28/22	09/30/23	183	4.730%	1,000,000.00	972,773.44	11,032.99	983,806.43	37.57
US Treasury Notes	0.125%	11/28/22	10/15/23	198	4.770%	1,000,000.00	960,507.81	15,255.55	975,763.36	576.92
US Treasury Notes	0.250%	11/28/22	11/15/23	229	4.800%	1,000,000.00	957,656.25	14,916.55	972,572.80	946.13
US Treasury Notes	0.125%	02/06/23	12/15/23	259	4.930%	2,000,000.00	1,920,859.38	13,486.99	1,934,346.37	734.89
US Treasury Notes	0.125%	02/06/23	01/15/24	290	4.910%	2,000,000.00	1,913,515.63	13,402.55	1,926,918.18	524.86
US Treasury Notes	0.125%	03/22/23	02/15/24	321	4.670%	4,000,000.00	3,841,093.75	4,815.34	3,845,909.09	621.55
US Treasury Notes	0.250%	03/22/23	03/15/24	350	4.610%	4,000,000.00	3,834,531.25	4,609.16	3,839,140.41	461.96
Fed Home Ln Discount Notes	0.000%	12/01/22	06/01/23	62	4.730%	1,000,000.00	976,643.33	15,528.34	992,171.67	-
Credit Agricole CIB NY	0.000%	12/02/22	07/17/23	108	5.140%	1,000,000.00	968,598.33	16,600.00	985,198.33	-
MUFG Bank LTD NY	0.000%	11/30/22	08/11/23	133	5.560%	1,000,000.00	962,252.78	18,130.55	980,383.33	-
Weighted Avg Maturity			177		4.340%	\$ 27,813,669.60	\$ 27,029,621.08	209,768.68	\$ 27,239,389.76	\$ 7,835.89
Water Fund Operating Reserve (01-121800)										
IIIT - Money Market	4.833%	03/31/23	04/01/23	1	4.833%	286,805.86	286,805.86	0.00	286,805.86	-
US Treasury Notes	2.250%	04/20/22	03/31/24	366	2.580%	500,000.00	496,894.53	1,511.24	498,405.77	30.74
US Treasury Notes	2.125%	04/01/19	03/31/24	366	2.300%	1,050,000.00	1,041,140.63	7,086.52	1,048,227.15	60.96
US Treasury Notes	2.500%	05/04/22	04/30/24	396	2.710%	1,000,000.00	995,937.50	1,855.23	997,792.73	10,497.24
US Treasury Notes	2.000%	05/28/19	04/30/24	396	2.100%	1,420,000.00	1,413,121.88	5,367.92	1,418,489.80	11,924.86
US Treasury Notes	1.500%	05/06/21	11/30/24	610	0.450%	1,000,000.00	1,036,992.19	(19,662.77)	1,017,329.42	5,027.47
US Treasury Notes	1.750%	01/02/20	12/31/24	641	1.650%	500,000.00	502,363.28	(1,532.69)	500,830.59	2,199.59
US Treasury Notes	4.250%	03/03/23	12/31/24	641	4.990%	1,100,000.00	1,085,949.22	609.08	1,086,558.30	11,752.07
US Treasury Notes	1.375%	02/03/20	01/31/25	672	1.370%	1,000,000.00	1,000,078.13	(49.36)	1,000,028.77	2,279.01
US Treasury Notes	2.000%	05/06/21	02/15/25	687	0.490%	1,000,000.00	1,056,406.25	(28,305.53)	1,028,100.72	2,486.19
US Treasury Notes	1.125%	03/02/20	02/28/25	700	0.830%	1,000,000.00	1,014,335.94	(8,836.04)	1,005,499.90	978.26
US Treasury Notes	0.250%	06/29/21	09/30/25	914	0.760%	1,000,000.00	978,867.19	8,708.95	987,576.14	6.83
US Treasury Notes	0.250%	11/03/20	10/31/25	945	0.390%	500,000.00	496,523.44	1,675.31	498,198.75	524.86
US Treasury Notes	0.375%	12/08/20	11/30/25	975	0.380%	925,000.00	924,819.34	83.76	924,903.10	1,162.60
US Treasury Notes	0.375%	01/05/21	12/31/25	1,006	0.370%	1,500,000.00	1,500,410.16	(183.55)	1,500,226.61	1,414.02
US Treasury Notes	3.875%	02/02/23	01/15/26	1,021	3.920%	150,000.00	149,812.50	10.09	149,822.59	1,220.30
US Treasury Notes	0.375%	03/01/21	01/31/26	1,037	0.690%	1,000,000.00	984,765.63	6,441.72	991,207.35	621.55
US Treasury Notes	1.625%	03/01/21	02/15/26	1,052	0.690%	1,000,000.00	1,045,585.94	(19,115.87)	1,026,470.07	2,020.03
US Treasury Notes	0.500%	09/03/21	02/28/26	1,065	0.720%	1,000,000.00	990,507.81	3,311.23	993,819.04	434.78
US Treasury Notes	0.750%	06/02/21	03/31/26	1,096	0.760%	750,000.00	749,707.03	110.80	749,817.83	15.37
US Treasury Notes	0.750%	06/02/21	04/30/26	1,126	0.770%	750,000.00	749,121.09	326.83	749,447.92	2,361.88
US Treasury Notes	1.625%	11/05/21	05/15/26	1,141	1.050%	680,000.00	697,265.63	(5,351.09)	691,914.54	4,181.91
US Treasury Notes	0.750%	08/02/21	05/31/26	1,157	0.630%	500,000.00	502,753.91	(946.12)	501,807.79	1,256.87
US Treasury Notes	0.875%	10/26/21	06/30/26	1,187	1.150%	1,000,000.00	987,304.69	3,874.78	991,179.47	2,199.59
US Treasury Notes	0.625%	11/02/21	07/31/26	1,218	1.120%	750,000.00	732,744.14	5,123.92	737,868.06	776.93
US Treasury Notes	0.750%	01/05/22	08/31/26	1,249	1.350%	750,000.00	729,902.34	5,334.93	735,237.27	489.13
US Treasury Notes	0.875%	12/02/21	09/30/26	1,279	1.210%	1,000,000.00	984,414.06	4,261.99	988,676.05	23.91
US Treasury Notes	1.250%	02/14/22	11/30/26	1,340	1.920%	1,500,000.00	1,453,886.72	10,830.03	1,464,716.75	6,284.34
US Treasury Notes	1.250%	02/14/22	12/30/26	1,370	1.930%	1,500,000.00	1,453,007.81	10,844.35	1,463,852.16	4,713.40
US Treasury Notes	2.750%	05/04/22	04/30/27	1,491	2.960%	1,000,000.00	990,312.50	1,765.23	992,077.73	11,546.96
US Treasury Notes	2.375%	07/06/22	05/15/27	1,506	2.910%	750,000.00	731,923.83	2,740.98	734,664.81	6,741.19
US Treasury Notes	2.625%	06/03/22	05/31/27	1,522	2.940%	500,000.00	492,812.50	1,190.69	494,003.19	4,399.04
US Treasury Notes	2.625%	06/03/22	05/31/27	1,522	2.920%	1,000,000.00	986,289.06	2,271.37	988,560.43	8,798.08
US Treasury Notes	3.250%	08/05/22	06/30/27	1,552	2.780%	1,000,000.00	1,021,250.00	(2,837.29)	1,018,412.71	8,169.89
US Treasury Notes	2.750%	08/05/22	07/31/27	1,583	2.770%	1,000,000.00	998,867.19	148.68	999,015.87	4,558.01
US Treasury Notes	3.875%	01/06/23	11/30/27	1,705	3.940%	500,000.00	498,574.22	67.74	498,641.96	6,493.82
US Treasury Notes	3.875%	01/06/23	12/31/27	1,736	3.940%	1,000,000.00	996,875.00	145.95	997,020.95	9,741.02
US Treasury Notes	3.500%	02/02/23	01/31/28	1,767	3.640%	650,000.00	645,962.89	128.37	646,091.26	3,770.72
US Treasury Notes	4.000%	03/03/23	02/29/28	1,796	4.240%	200,000.00	197,882.81	33.66	197,916.47	695.65

DU PAGE WATER COMMISSION
INVESTMENTS
(Unaudited)
March 31, 2023

FUND SOURCE	COUPON RATE	PURCHASE DATE	MATURITY DATE		YIELD TO MATURITY (COST)	PAR VALUE	PURCHASE PRICE	AMORTIZED DISCOUNT (PREMIUM)	AMORTIZED COST	ACCRUED INTEREST 03/31/23
Water Fund Operating Reserve (01-121800) Continued...										
Asian Development Bank Corp Notes	0.375%	06/02/21	06/11/24	438	0.400%	1,405,000.00	1,404,157.00	507.49	1,404,664.49	1,609.90
Inter-American Devel Bk Notes	0.500%	09/23/21	09/23/24	542	0.520%	710,000.00	709,474.60	266.06	709,740.66	78.89
Avondale School Dist, MI Txbi GO Bonds	1.650%	02/04/20	05/01/23	31	1.650%	350,000.00	350,000.00	0.00	350,000.00	2,406.25
Univ of CO Txbi Rev Bonds	2.569%	10/22/19	06/01/23	62	1.950%	280,000.00	286,036.80	(5,756.98)	280,279.82	2,397.73
Long Beach CCD, CA Txbi GO Bonds	1.743%	10/09/19	08/01/23	123	1.740%	280,000.00	280,000.00	0.00	280,000.00	813.40
OR ST Dept of Trans Txbi Rev Bonds	1.946%	11/07/19	11/15/23	229	1.950%	300,000.00	300,000.00	0.00	300,000.00	2,205.47
Houston, TX Txbi GO Bonds	1.950%	08/23/19	03/01/24	336	1.950%	765,000.00	765,000.00	0.00	765,000.00	1,243.13
New York St Urban Dev Corp SAL Bonds	2.020%	10/24/19	03/15/24	350	2.020%	680,000.00	680,000.00	0.00	680,000.00	610.49
TX ST Trans Comm Txbi GO Bonds	4.000%	12/11/19	04/01/24	367	1.990%	410,000.00	443,812.70	(25,945.28)	417,867.42	8,200.00
WI St Txbi GO Bonds	1.775%	02/11/20	05/01/24	397	1.780%	200,000.00	200,000.00	0.00	200,000.00	1,479.17
WI St Txbi GO Bonds	1.857%	10/02/19	05/01/24	397	1.860%	275,000.00	275,000.00	0.00	275,000.00	2,127.81
Connecticut St A Txbi Municipal Bonds	1.998%	06/11/20	07/01/24	458	2.000%	120,000.00	120,000.00	0.00	120,000.00	599.40
NYC, NY Txbi GO Bonds	1.790%	10/04/19	10/01/24	550	1.790%	675,000.00	675,000.00	0.00	675,000.00	6,041.25
NY ST Urban Dev Corp Bonds	1.115%	06/18/20	03/15/25	715	1.120%	395,000.00	395,000.00	0.00	395,000.00	195.74
FL ST Board of Admin Txbi Rev	1.258%	09/16/20	07/01/25	823	1.110%	100,000.00	100,707.00	(374.72)	100,332.28	314.50
FL ST Board of Admin Txbi Rev	1.258%	09/16/20	07/01/25	823	1.260%	410,000.00	410,000.00	0.00	410,000.00	1,289.45
Los Angeles CCD, CA Txbi GO Bonds	0.773%	11/10/20	08/01/25	854	0.770%	275,000.00	275,000.00	0.00	275,000.00	354.29
MN St Txbi GO Bonds	0.630%	08/25/20	08/01/25	854	0.630%	740,000.00	740,000.00	0.00	740,000.00	777.00
New York St Dorm Auth Municipal Bonds	2.888%	03/25/22	03/15/27	1,445	2.890%	185,000.00	185,000.00	0.00	185,000.00	237.46
FN AL2092	3.000%	03/06/18	07/25/27	1,577	2.980%	108,862.29	108,998.37	(73.87)	108,924.50	272.16
FN AP4718	2.500%	07/20/18	08/25/27	1,608	2.750%	103,257.11	101,208.08	1,064.33	102,272.41	215.12
Fannie Mae Pool	3.500%	04/05/18	02/01/28	1,768	3.230%	152,899.20	156,387.22	(1,770.74)	154,616.48	445.96
Fannie Mae Pool	3.500%	04/05/18	03/01/28	1,797	3.230%	30,018.69	30,703.49	(344.86)	30,358.63	87.55
FR ZT1267	2.500%	08/21/19	05/25/28	1,882	2.320%	118,959.68	120,613.97	(686.42)	119,927.55	247.83
FN CA1940	4.000%	07/11/18	06/01/28	1,889	3.640%	124,119.56	127,804.34	(1,758.74)	126,045.60	413.73
FNMA Pool #AU1266	3.000%	10/31/17	07/25/28	1,943	2.720%	153,198.71	157,100.51	(1,980.94)	155,119.57	383.00
FG J32374	2.500%	02/17/22	11/01/28	2,042	2.220%	255,672.63	260,146.90	(745.41)	259,401.49	532.65
Fannie Mae Pool	4.000%	03/18/19	03/25/29	2,186	3.630%	65,064.53	67,067.31	(812.46)	66,254.85	216.88
FNMA Pool #AS4197	3.500%	07/16/15	01/01/30	2,468	3.000%	65,503.96	69,352.30	(2,051.28)	67,301.02	191.05
FHLMC Pool #U49048	3.000%	03/17/16	08/01/30	2,680	2.630%	130,579.12	136,312.36	(2,807.65)	133,504.71	326.45
FNMA Pool #AL7738	3.500%	02/17/16	11/01/30	2,772	2.960%	126,033.83	134,206.35	(3,956.16)	130,250.19	367.60
FR ZS7331	3.000%	02/13/20	12/01/30	2,802	2.600%	237,335.40	246,309.67	(2,592.72)	243,716.95	593.34
FN FM1082	3.000%	08/19/19	09/25/31	3,100	2.720%	164,625.30	169,384.01	(1,428.48)	167,955.53	411.56
FG G16720	3.500%	01/25/19	11/15/31	3,151	3.340%	134,171.88	136,331.20	(705.87)	135,625.33	391.33
FG G16635	3.000%	04/18/19	02/15/32	3,243	2.930%	223,916.58	225,692.18	(547.48)	225,144.70	559.79
FN FS2986	4.000%	10/21/22	10/01/32	3,472	4.370%	405,580.26	393,539.59	536.91	394,076.50	1,351.93
Fannie Mae Pool	3.500%	02/13/18	01/25/33	3,588	3.300%	148,567.98	152,003.59	(1,182.93)	150,820.66	433.32
Freddie Mac Pool	4.000%	06/07/18	02/15/33	3,609	3.730%	47,207.04	48,630.63	(466.54)	48,164.09	157.36
FN CA1455	4.000%	12/20/18	03/25/33	3,647	3.760%	175,030.80	179,584.33	(1,372.03)	178,212.30	583.44
FN BM5830	3.500%	06/05/19	04/25/34	4,043	3.180%	195,286.46	202,609.69	(1,875.21)	200,734.48	569.59
FN FM0047	3.000%	06/17/21	12/01/34	4,263	2.450%	218,611.35	232,445.35	(1,837.97)	230,607.38	546.53
FN FM2694	3.000%	06/05/19	03/01/35	4,353	2.570%	239,215.37	252,073.20	(2,597.97)	249,475.23	598.04
FR SB0759	4.500%	10/18/22	03/01/35	4,353	4.630%	258,610.96	255,378.32	118.08	255,496.40	969.79
FR SB0364	3.500%	06/21/21	06/01/35	4,445	2.830%	205,296.56	221,207.07	(2,016.56)	219,190.51	598.78
FR SB0666	4.000%	05/13/22	06/01/35	4,445	3.750%	430,135.02	441,426.08	(756.21)	440,669.87	1,433.78
FN FM3701	2.500%	07/27/20	07/01/35	4,475	2.040%	206,287.87	218,375.04	(2,164.60)	216,210.44	429.77
FR SB0361	3.000%	03/20/23	07/01/35	4,475	3.530%	370,116.39	350,743.11	51.82	350,794.93	925.29
FN FM5714	4.000%	03/19/21	11/01/35	4,598	3.230%	179,037.54	195,039.02	(2,210.93)	192,828.09	596.79
FHR 5050 XL	1.000%	02/11/22	07/01/36	4,841	1.180%	268,261.60	261,890.37	502.03	262,392.40	223.55

DU PAGE WATER COMMISSION
INVESTMENTS
(Unaudited)
March 31, 2023

FUND SOURCE	COUPON RATE	PURCHASE DATE	MATURITY DATE	YIELD TO MATURITY (COST)	PAR VALUE	PURCHASE PRICE	AMORTIZED DISCOUNT (PREMIUM)	AMORTIZED COST	ACCRUED INTEREST 03/31/23	
Water Fund Operating Reserve (01-121800) Continued...										
FHMS K724 A2	3.062%	02/02/21	11/01/23	215 0.580%	291,858.71	311,570.57	(15,501.94)	296,068.63	744.73	
FHLMC Multifamily Structured Pool	2.951%	12/15/17	02/01/24	307 2.600%	48,510.73	49,479.24	(835.73)	48,643.51	119.30	
Fannie Mae ACES	3.346%	12/13/19	03/01/24	336 2.140%	153,720.40	161,190.23	(5,839.61)	155,350.62	428.62	
FHLMC Multifamily Structured Pool	3.064%	05/31/22	08/01/24	489 3.000%	703,444.21	704,378.47	(359.33)	704,019.14	1,796.13	
FHMS K047 A1	2.827%	06/18/19	12/01/24	611 2.490%	146,420.18	148,936.77	(1,745.17)	147,191.60	344.94	
FHMS K043 A2	3.062%	03/19/20	12/01/24	611 1.950%	190,000.00	199,410.94	(6,057.74)	193,353.20	484.82	
FHMS KJ28 A1	1.766%	02/19/20	02/01/25	673 1.770%	4,279.52	4,279.50	0.01	4,279.51	6.30	
FHMS K046 A2	3.205%	08/08/22	03/01/25	701 3.510%	710,000.00	704,702.73	0.00	704,702.73	1,896.29	
FHMS K047 A2	3.329%	05/24/22	05/01/25	762 3.100%	710,000.00	714,548.44	0.00	714,548.44	1,969.66	
FHMS K736 A1	1.895%	09/04/19	06/01/25	793 1.800%	77,539.53	77,927.22	(240.35)	77,686.87	122.45	
FHLMC Multifamily Structured Pool	3.139%	04/11/19	06/01/25	793 2.780%	461,284.63	470,509.86	(5,957.62)	464,552.24	1,206.64	
FHLMC Series K049 A2	3.010%	09/06/22	07/01/25	823 3.770%	565,000.00	553,545.51	2,304.26	555,849.77	1,417.21	
FHMS KJ31 A1	0.569%	10/20/20	05/01/26	1,127 0.570%	32,351.56	32,350.91	0.29	32,351.20	15.34	
FHMS K737 A1	2.116%	01/22/20	06/01/26	1,158 2.030%	445,745.33	447,971.38	(1,113.03)	446,858.35	786.00	
FHMS KJ40 A1	3.400%	07/14/22	06/01/28	1,889 3.400%	327,507.07	327,503.12	0.00	327,503.12	927.94	
FHMS K750 A1	3.000%	11/03/22	11/01/28	2,042 4.260%	629,162.24	587,350.02	0.00	587,350.02	1,572.91	
FHMS KJ43 A1	4.377%	12/15/22	12/01/28	2,072 4.380%	684,190.37	684,178.74	0.00	684,178.74	2,495.58	
FHMS KJ44 A1	4.558%	02/23/23	01/25/29	2,127 4.560%	344,635.77	344,625.09	0.00	344,625.09	1,309.04	
FHMS KJ42 A1	3.902%	09/15/22	07/01/29	2,284 3.900%	427,686.73	427,670.46	0.00	427,670.46	1,390.69	
FHR 4096 PA	1.375%	02/21/20	08/01/27	1,584 1.490%	219,224.41	217,443.20	741.90	218,185.10	251.19	
FNR 2012-107 GA	1.500%	12/03/19	09/01/27	1,615 1.690%	95,056.51	93,742.06	563.73	94,305.79	118.82	
FHS 287 150	1.500%	12/21/17	10/01/27	1,645 1.840%	114,837.28	111,392.16	1,856.40	113,248.56	143.55	
FNR 2012-145 EA	1.250%	02/07/20	01/01/28	1,737 1.440%	114,964.70	113,334.54	647.54	113,982.08	119.75	
FNR 2013-39 MP	1.750%	12/09/19	05/01/28	1,858 1.860%	248,574.24	246,476.90	825.79	247,302.69	362.50	
FNR 2013-19 GE	2.500%	10/25/19	03/01/33	3,623 2.400%	153,915.24	155,598.67	(431.66)	155,167.01	320.66	
Freddie Mac	3.000%	05/03/19	04/01/34	4,019 2.960%	280,274.12	281,653.60	(360.97)	281,292.63	700.69	
FHR 3745 NP	4.000%	09/12/19	06/01/39	5,906 3.740%	26,853.77	27,813.57	(172.30)	27,641.27	89.51	
FNR 2013-75 PC	2.500%	04/15/20	04/01/43	7,306 2.200%	196,137.00	206,740.66	(1,361.36)	205,379.30	408.62	
FNR 2015-33 P	2.500%	02/14/20	06/01/45	8,098 2.400%	169,798.77	173,035.56	(398.24)	172,637.32	353.75	
FNR 2016-19 AH	3.000%	07/08/20	04/01/46	8,402 2.580%	100,941.38	108,996.97	(850.76)	108,146.21	252.35	
FHR 5000 LB	1.250%	08/07/20	07/01/46	8,493 1.160%	234,590.42	239,208.93	(469.96)	238,738.97	244.37	
FNR 2016-79 HA	2.000%	06/05/20	11/01/46	8,616 1.830%	157,587.12	163,348.92	(612.64)	162,736.28	262.65	
Freddie Mac Notes	0.250%	10/02/20	12/01/23	245 0.280%	510,000.00	509,495.10	391.01	509,886.11	414.38	
Fannie Mae Notes	2.500%	02/07/19	02/05/24	311 2.580%	930,000.00	926,540.40	2,871.30	929,411.70	3,616.67	
FHLB Bonds	2.500%	02/14/19	02/13/24	319 2.580%	1,020,000.00	1,016,389.20	2,981.29	1,019,370.49	3,400.00	
Federal Farm Credit Banks Notes	0.875%	04/03/20	04/08/24	374 0.880%	1,420,000.00	1,420,000.00	0.00	1,420,000.00	5,970.90	
Fannie Mae Notes	1.625%	01/08/20	01/07/25	648 1.690%	1,210,000.00	1,206,140.10	2,490.74	1,208,630.84	4,587.92	
Freddie Mac Notes	5.150%	01/24/23	01/24/25	665 5.150%	700,000.00	700,000.00	0.00	700,000.00	6,709.31	
Federal Home Loan Bank Notes	0.500%	04/15/20	04/14/25	745 0.600%	1,060,000.00	1,054,742.40	3,113.05	1,057,855.45	2,458.61	
Fannie Mae Notes	0.625%	06/01/20	04/22/25	753 0.500%	500,000.00	502,950.00	(1,707.20)	501,242.80	1,380.21	
Fannie Mae Notes	0.625%	04/22/20	04/22/25	753 0.670%	1,225,000.00	1,222,476.50	1,483.11	1,223,959.61	3,361.51	
Fannie Mae Notes	0.500%	06/29/20	06/17/25	809 0.470%	1,000,000.00	1,001,280.00	(709.54)	1,000,570.46	1,444.44	
Freddie Mac Notes	0.375%	07/21/20	07/21/25	843 0.480%	420,000.00	417,908.40	1,126.07	419,034.47	306.25	
Federal Home Loan Bank Notes	0.375%	09/10/20	09/04/25	888 0.440%	150,000.00	149,550.00	230.57	149,780.57	42.19	
Freddie Mac Notes	0.375%	09/23/20	09/23/25	907 0.440%	680,000.00	677,953.20	1,030.13	678,983.33	56.67	
Federal Home Loan Bank Notes	1.100%	07/20/22	08/20/26	1,238 3.410%	770,000.00	702,617.30	11,516.48	714,133.78	964.64	
Federal Home Loan Bank Notes	1.100%	08/03/22	08/20/26	1,238 3.000%	770,000.00	714,521.50	9,046.22	723,567.72	964.64	
Federal Home Loan Bank Notes	0.830%	08/19/22	02/10/27	1,412 3.370%	740,000.00	662,492.40	10,659.66	673,152.06	870.12	
Federal Home Loan Bank Notes	1.020%	08/16/22	02/24/27	1,426 3.240%	780,000.00	707,608.20	9,985.08	717,593.28	817.70	
PEPSICO Inc Corp Notes	4.550%	02/15/23	02/13/26	1,050 4.570%	510,000.00	509,704.20	12.17	509,716.37	2,965.08	
Merck & Co Inc Corp Notes	0.750%	03/15/23	02/24/26	1,061 4.570%	390,000.00	349,443.90	640.16	350,084.06	300.63	
Eli Lilly & Co Corp Notes	5.000%	02/27/23	02/27/26	1,064 5.060%	315,000.00	314,480.25	15.65	314,495.90	1,487.50	
Colgate Palmolive Co Corp Notes	4.800%	03/02/23	03/02/26	1,067 4.820%	690,000.00	689,599.80	10.95	689,610.75	2,760.00	
John Deere Capital Corp Notes	5.050%	03/03/23	03/03/26	1,068 5.050%	345,000.00	344,962.05	1.00	344,963.05	1,355.08	
Nestle Holdings Inc Corp Notes	5.250%	03/14/23	03/13/26	1,078 5.260%	265,000.00	264,912.55	1.44	264,913.99	656.98	
Commonwealth Bk Austr NY Corp Notes	5.316%	03/13/23	03/13/26	1,078 5.320%	690,000.00	690,000.00	0.00	690,000.00	1,834.02	
Paccar Financial Corp Corp Notes	4.450%	03/30/23	03/30/26	1,095 4.470%	350,000.00	349,765.50	0.43	349,765.93	43.26	
Weighted Avg Maturity			1,242		2.130%	\$ 74,314,361.47	\$ 74,045,374.48	(48,911.97)	\$ 73,996,462.51	\$ 261,366.07

FUND SOURCE	COUPON RATE	PURCHASE DATE	MATURITY DATE		YIELD TO MATURITY (COST)	PAR VALUE	PURCHASE PRICE	AMORTIZED DISCOUNT (PREMIUM)	AMORTIZED COST	ACCRUED INTEREST 03/31/23
Water Fund L-T Water Capital Reserve (01-121900)										
IIIT - Money Market (PFM Asset Management)	4.833%	03/31/23	04/01/23	1	4.833%	147,020.70	147,020.70	0.00	147,020.70	-
US Treasury Notes	1.875%	04/26/21	08/31/24	519	0.430%	525,000.00	550,204.10	(14,520.20)	535,683.90	855.98
US Treasury Notes	2.000%	07/01/19	02/15/25	687	1.820%	250,000.00	252,412.11	(1,606.90)	250,805.21	621.55
US Treasury Notes	2.875%	07/02/18	05/31/25	792	2.830%	250,000.00	250,732.42	(502.89)	250,229.53	2,409.00
US Treasury Notes	0.250%	10/01/20	09/30/25	914	0.330%	340,000.00	338,578.91	707.42	339,286.33	2.32
US Treasury Notes	2.250%	07/06/16	11/15/25	960	1.320%	105,000.00	113,613.28	(6,195.92)	107,417.36	894.09
US Treasury Notes	2.250%	06/27/16	11/15/25	960	1.450%	115,000.00	123,036.52	(5,786.95)	117,249.57	979.25
US Treasury Notes	0.375%	04/26/21	01/31/26	1,037	0.790%	1,000,000.00	980,468.75	7,902.30	988,371.05	621.55
US Treasury Notes	1.625%	03/01/21	02/15/26	1,052	0.690%	500,000.00	522,792.97	(9,557.94)	513,235.03	1,010.01
US Treasury Notes	1.625%	06/04/18	05/15/26	1,141	2.930%	130,000.00	118,091.80	7,228.66	125,320.46	799.48
US Treasury Notes	1.625%	09/10/18	05/15/26	1,141	2.900%	275,000.00	250,980.47	14,250.62	265,231.09	1,691.21
US Treasury Notes	2.000%	12/04/18	11/15/26	1,325	2.920%	225,000.00	210,445.31	7,912.01	218,357.32	1,703.04
US Treasury Notes	2.750%	05/06/22	04/30/27	1,491	3.050%	250,000.00	246,552.73	625.05	247,177.78	2,886.74
US Treasury Notes	0.500%	06/29/20	06/30/27	1,552	0.490%	500,000.00	500,195.31	(76.79)	500,118.52	628.45
US Treasury Notes	2.250%	06/04/18	08/15/27	1,598	2.950%	250,000.00	236,035.16	7,323.43	243,358.59	699.24
US Treasury Notes	2.250%	08/01/19	08/15/27	1,598	1.950%	250,000.00	255,566.41	(2,534.50)	253,031.91	699.24
US Treasury Notes	0.500%	09/02/20	08/31/27	1,614	0.450%	200,000.00	200,671.88	(247.38)	200,424.50	86.96
US Treasury Notes	2.250%	05/01/19	11/15/27	1,690	2.440%	250,000.00	246,328.13	1,683.48	248,011.61	2,128.80
US Treasury Notes	0.625%	12/11/20	11/30/27	1,705	0.620%	200,000.00	200,109.38	(36.06)	200,073.32	418.96
US Treasury Notes	0.625%	01/05/21	12/31/27	1,736	0.660%	200,000.00	199,476.56	167.16	199,643.72	314.23
US Treasury Notes	2.750%	01/30/19	02/15/28	1,782	2.710%	250,000.00	250,722.66	(332.88)	250,389.78	854.63
US Treasury Notes	2.875%	04/05/21	05/15/28	1,872	1.420%	385,000.00	422,717.97	(10,523.24)	412,194.73	4,189.00
US Treasury Notes	1.250%	06/04/21	05/31/28	1,888	1.230%	500,000.00	500,664.06	(172.66)	500,491.40	2,094.78
US Treasury Notes	1.000%	08/02/21	07/31/28	1,949	0.990%	400,000.00	400,203.13	(48.14)	400,154.99	662.98
US Treasury Notes	1.125%	09/02/21	08/31/28	1,980	1.070%	400,000.00	401,359.38	(306.05)	401,053.33	391.30
US Treasury Notes	3.125%	05/01/19	11/15/28	2,056	2.470%	150,000.00	158,320.31	(3,414.07)	154,906.24	1,774.00
US Treasury Notes	1.138%	01/05/22	12/31/28	2,102	1.580%	250,000.00	246,601.56	600.59	247,202.15	864.12
US Treasury Notes	2.625%	06/03/19	02/15/29	2,148	2.120%	100,000.00	104,406.25	(1,736.13)	102,670.12	326.31
US Treasury Notes	2.625%	04/01/19	02/15/29	2,148	2.490%	150,000.00	151,769.53	(715.96)	151,053.57	489.47
US Treasury Notes	2.875%	05/05/22	04/30/29	2,222	3.110%	250,000.00	246,308.59	477.52	246,786.11	3,017.96
US Treasury Notes	2.750%	06/03/22	05/31/29	2,253	2.950%	250,000.00	246,933.59	362.59	247,296.18	2,304.26
US Treasury Notes	3.250%	07/06/22	06/30/29	2,283	2.870%	500,000.00	511,992.19	(1,264.56)	510,727.63	4,084.94
US Treasury Notes	1.750%	02/03/20	11/15/29	2,421	1.560%	250,000.00	254,355.47	(1,403.85)	252,951.62	1,655.73
US Treasury Notes	3.875%	12/07/22	11/30/29	2,436	3.690%	300,000.00	303,421.88	(154.32)	303,267.56	3,896.29
US Treasury Notes	3.500%	02/02/23	01/31/30	2,498	3.590%	350,000.00	348,044.92	44.38	348,089.30	2,030.39
US Treasury Notes	1.500%	03/04/22	02/15/30	2,513	1.820%	500,000.00	488,164.06	1,601.21	489,765.27	932.32
US Treasury Notes	0.625%	06/29/20	05/15/30	2,602	0.650%	250,000.00	249,414.06	163.30	249,577.36	591.33
US Treasury Notes	0.625%	11/03/21	08/15/30	2,694	1.500%	250,000.00	232,148.44	2,856.47	235,004.91	194.23
US Treasury Notes	0.875%	12/11/20	11/15/30	2,786	0.880%	200,000.00	199,867.19	30.72	199,897.91	662.29
US Treasury Notes	1.125%	11/05/21	02/15/31	2,878	1.480%	175,000.00	169,572.27	820.01	170,392.28	244.73
US Treasury Notes	1.250%	11/03/21	08/15/31	3,059	1.540%	250,000.00	243,369.14	952.57	244,321.71	388.47
US Treasury Notes	1.375%	02/22/22	11/15/31	3,151	1.940%	450,000.00	427,517.58	2,550.07	430,067.65	2,341.68
US Treasury Notes	2.875%	06/03/22	05/15/32	3,333	2.910%	250,000.00	249,287.11	59.24	249,346.35	2,720.13
US Treasury Notes	4.125%	12/29/22	11/15/32	3,517	3.850%	200,000.00	204,539.06	(116.97)	204,422.09	3,122.24
Asian Development Bank Corp Notes	0.375%	06/02/21	06/11/24	438	0.400%	425,000.00	424,745.00	153.51	424,898.51	486.98
Inter-American Devel Bk Corp Notes	0.875%	04/13/21	04/20/26	1,116	0.970%	200,000.00	199,084.00	356.67	199,440.67	782.64
Avondale School Dist, MI Txbi GO Bonds	1.650%	02/04/20	05/01/23	31	1.650%	100,000.00	100,000.00	0.00	100,000.00	687.50
Univ of CO Txbi Rev Bonds	2.569%	10/22/19	06/01/23	62	1.950%	75,000.00	76,617.00	(1,542.05)	75,074.95	642.25
Long Beach CCD, CA Txbi GO Bonds	1.743%	10/09/19	08/01/23	123	1.740%	70,000.00	70,000.00	0.00	70,000.00	203.35
OR ST Dept of Trans Txbi Rev Bonds	1.946%	11/07/19	11/15/23	229	1.950%	75,000.00	75,000.00	0.00	75,000.00	551.37
Houston, TX Txbi GO Bonds	1.950%	08/23/19	03/01/24	336	1.950%	200,000.00	200,000.00	0.00	200,000.00	325.00
New York St Urban Dev Corp SAL Bonds	2.020%	10/24/19	03/15/24	350	2.020%	175,000.00	175,000.00	0.00	175,000.00	157.11
TX ST Trans Comm Txbi GO Bonds	4.000%	12/11/19	04/01/24	367	1.990%	105,000.00	113,659.35	(6,644.52)	107,014.83	2,100.00
WI St Txbi GO Bonds	1.775%	02/11/20	05/01/24	397	1.780%	50,000.00	50,000.00	0.00	50,000.00	369.79
WI St Txbi GO Bonds	1.857%	10/02/19	05/01/24	397	1.860%	75,000.00	75,000.00	0.00	75,000.00	580.31
Connecticut St A Txbi Municipal Bonds	1.998%	06/11/20	07/01/24	458	2.000%	30,000.00	30,000.00	0.00	30,000.00	149.85
Tamalpais UHSD, CA Txbi GO Bonds	2.021%	09/20/19	08/01/24	489	2.020%	60,000.00	60,000.00	0.00	60,000.00	202.10
NYC, NY Txbi GO Bonds	1.790%	10/04/19	10/01/24	550	1.790%	170,000.00	170,000.00	0.00	170,000.00	1,521.50
NY ST Urban Dev Corp Bonds	1.115%	06/18/20	03/15/25	715	1.120%	105,000.00	105,000.00	0.00	105,000.00	52.03
FL ST Board of Admin Txbi Rev	1.258%	09/16/20	07/01/25	823	1.260%	115,000.00	115,000.00	0.00	115,000.00	361.68
Los Angeles CCD, CA Txbi GO Bonds	0.773%	11/10/20	08/01/25	854	0.770%	75,000.00	75,000.00	0.00	75,000.00	96.63
New York St Dorm Auth Municipal Bonds	2.888%	03/25/22	03/15/27	1,445	2.890%	55,000.00	55,000.00	0.00	55,000.00	70.60

DU PAGE WATER COMMISSION
INVESTMENTS
(Unaudited)
March 31, 2023

FUND SOURCE	COUPON RATE	PURCHASE DATE	MATURITY DATE	YIELD TO MATURITY (COST)	PAR VALUE	PURCHASE PRICE	AMORTIZED DISCOUNT (PREMIUM)	AMORTIZED COST	ACCRUED INTEREST 03/31/23
Water Fund L-T Water Capital Reserve (01-121900) Continued...									
FR ZT1267	2.500%	08/21/19	05/01/28	1,858 2.320%	30,984.85	31,415.74	(178.79)	31,236.95	64.55
FNMA Pool #AU1266	3.000%	10/31/17	07/01/28	1,919 2.720%	35,353.54	36,253.95	(457.14)	35,796.81	88.38
FG J32374	2.500%	02/17/22	11/01/28	2,042 2.220%	78,394.38	79,766.29	(228.56)	79,537.73	163.32
Fannie Mae Pool	4.000%	03/18/19	03/01/29	2,162 3.630%	13,801.56	14,226.41	(172.35)	14,054.06	46.01
FNMA Pool #AS4197	3.500%	07/16/15	01/01/30	2,468 3.000%	16,183.36	17,134.17	(506.81)	16,627.36	47.20
FHLMC Pool #U49048	3.000%	03/17/16	08/01/30	2,680 2.630%	19,586.89	20,446.88	(421.15)	20,025.73	48.97
FNMA Pool #AL7738	3.500%	02/17/16	11/01/30	2,772 2.960%	20,801.74	22,150.61	(652.96)	21,497.65	60.67
FR ZS7331	3.000%	02/13/20	12/01/30	2,802 2.600%	60,596.28	62,887.57	(661.97)	62,225.60	151.49
FN FM1082	3.000%	08/19/19	09/01/31	3,076 2.720%	41,963.34	43,176.35	(364.12)	42,812.23	104.91
FG G16635	3.000%	04/18/19	02/01/32	3,229 2.930%	47,982.13	48,362.61	(117.32)	48,245.29	119.96
FN FS2986	4.000%	10/21/22	10/01/32	3,472 4.370%	133,707.78	129,738.33	177.00	129,915.33	445.69
FN BM5462	3.000%	06/21/19	11/01/32	3,503 2.800%	61,247.75	62,635.37	(391.42)	62,243.95	153.12
Freddie Mac Pool	4.000%	06/07/18	02/01/33	3,595 3.730%	14,525.17	14,963.17	(143.54)	14,819.63	48.42
FR CA1455	4.000%	12/20/18	03/01/33	3,623 3.760%	39,231.01	40,251.60	(307.52)	39,944.08	130.77
FN BM5830	3.500%	06/05/19	04/01/34	4,019 3.180%	48,821.62	50,652.45	(468.81)	50,183.64	142.40
FN FM0047	3.000%	06/17/21	12/01/34	4,263 2.450%	66,921.83	71,156.73	(562.64)	70,594.09	167.30
FR SB0759	4.500%	10/18/22	03/01/35	4,353 4.630%	92,361.06	91,206.55	42.17	91,248.72	346.35
FR SB0364	3.500%	06/21/21	06/01/35	4,445 2.830%	61,377.34	66,134.09	(602.89)	65,531.20	179.02
FR SB0666	4.000%	05/17/22	06/01/35	4,445 3.750%	133,909.96	137,425.09	(235.42)	137,189.67	446.37
FN FM3701	2.500%	07/27/20	07/01/35	4,475 2.040%	55,992.43	59,273.25	(587.54)	58,685.71	116.65
FR SB0361	3.000%	03/20/23	07/01/35	4,475 3.530%	120,344.59	114,045.31	16.85	114,062.16	300.86
FN FM5714	4.000%	03/19/21	11/01/35	4,598 3.230%	49,051.35	53,435.31	(605.73)	52,829.58	163.50
FHR 5050 XL	1.000%	02/11/22	07/01/36	4,841 1.180%	81,968.83	80,022.04	153.40	80,175.44	68.31
FN FM8086	3.500%	10/15/21	07/01/51	10,319 3.090%	162,306.01	175,112.95	(617.84)	174,495.11	473.39
FHMS K724 A2	3.062%	02/02/21	11/01/23	215 0.580%	81,548.76	87,056.48	(4,331.42)	82,725.06	208.09
FHLMC Multifamily Structured Pool	2.951%	12/15/17	02/01/24	307 2.600%	14,926.39	15,224.39	(257.15)	14,967.24	36.71
Fannie Mae ACES	3.346%	12/13/19	03/01/24	336 2.140%	38,942.49	40,834.86	(1,479.38)	39,355.48	108.58
FHLMC Multifamily Structured Pool	3.064%	05/31/22	08/01/24	489 3.000%	446,323.22	446,915.99	(227.99)	446,688.00	1,139.61
FHMS K047 A1	2.827%	06/21/19	12/01/24	611 2.490%	37,476.58	38,120.71	(446.68)	37,674.03	88.29
FHMS K043 A2	3.062%	03/25/20	12/01/24	611 1.950%	50,000.00	52,476.56	(1,594.14)	50,882.42	127.58
FHMS KJ28 A1	1.766%	02/19/20	02/01/25	673 1.770%	1,111.56	1,111.55	0.01	1,111.56	1.64
FHMS K046 A2	3.205%	08/08/22	03/01/25	701 3.510%	235,000.00	233,246.68	0.00	233,246.68	627.65
FHMS K047 A2	3.329%	05/24/22	05/01/25	762 3.100%	220,000.00	221,409.38	0.00	221,409.38	610.32
FHMS KJ32 A1	0.516%	11/18/20	06/01/25	793 0.520%	13,356.02	13,355.96	0.03	13,355.99	5.74
FHMS K736 A1	1.895%	09/04/19	06/01/25	793 1.800%	19,103.95	19,199.46	(59.21)	19,140.25	30.17
FHLMC Multifamily Structured Pool	3.139%	04/11/19	06/01/25	793 2.780%	100,279.26	102,284.74	(1,295.13)	100,989.61	262.31
FHMS KJ31 A1	0.569%	10/20/20	05/01/26	1,127 0.570%	8,880.83	8,880.64	0.08	8,880.72	4.21
FHMS K737 A1	2.116%	01/22/20	06/01/26	1,158 2.030%	111,436.36	111,992.87	(278.26)	111,714.61	196.50
FHMS KJ40 A1	3.400%	07/14/22	06/01/28	1,889 3.400%	109,169.02	109,167.70	0.00	109,167.70	309.31
FHMS K750 A1	3.000%	11/03/22	11/01/28	2,042 4.260%	203,115.38	189,616.95	0.00	189,616.95	507.79
FHMS KJ43 A1	4.377%	12/15/22	12/01/28	2,072 4.380%	224,734.06	224,730.24	0.00	224,730.24	819.72
FHMS KJ44 A1	4.558%	02/23/23	01/25/29	2,127 4.560%	109,883.87	109,880.46	0.00	109,880.46	417.38
FHMS KJ42 A1	3.902%	09/15/22	07/01/29	2,284 3.900%	139,246.84	139,241.53	0.00	139,241.53	452.78
FHR 4096 PA	1.375%	02/21/20	08/01/27	1,584 1.490%	56,851.87	56,389.95	192.40	56,582.35	65.14
FNR 2012-145 EA	1.250%	02/07/20	01/01/28	1,737 1.440%	29,655.20	29,234.71	167.03	29,401.74	30.89
FNR 2013-39 MP	1.750%	12/09/19	05/01/28	1,858 1.860%	63,486.54	62,950.86	210.91	63,161.77	92.58
Fannie Mae	2.500%	10/25/19	03/01/33	3,623 2.400%	39,214.10	39,642.99	(109.97)	39,533.02	81.70
Freddie Mac	3.000%	05/03/19	04/01/34	4,019 2.960%	51,742.91	51,997.58	(66.64)	51,930.94	129.36
FHR 3745 NP	4.000%	09/12/19	06/01/39	5,906 3.740%	5,907.85	6,119.00	(37.91)	6,081.09	19.69
FNR 2015-33 P	2.500%	02/14/20	06/01/45	8,098 2.400%	43,507.13	44,336.47	(102.04)	44,234.43	90.64
FNR 2016-79 HA	2.000%	06/05/20	11/01/46	8,616 1.830%	39,727.80	41,180.36	(154.45)	41,025.91	66.21

DU PAGE WATER COMMISSION
INVESTMENTS
(Unaudited)
March 31, 2023

FUND SOURCE	COUPON RATE	PURCHASE DATE	MATURITY DATE	YIELD TO MATURITY (COST)	PAR VALUE	PURCHASE PRICE	AMORTIZED DISCOUNT (PREMIUM)	AMORTIZED COST	ACCRUED INTEREST 03/31/23
Water Fund L-T Water Capital Reserve (01-121900) Continued...									
Fannie Mae Notes	0.250%	07/08/20	07/10/23	101 0.320%	290,000.00	289,376.50	566.56	289,943.06	163.13
Freddie Mac Notes	0.250%	12/02/20	12/04/23	248 0.280%	340,000.00	339,663.40	260.67	339,924.07	276.25
Fannie Mae Notes	2.500%	02/07/19	02/05/24	311 2.580%	195,000.00	194,274.60	602.05	194,876.65	758.33
FHLB Bonds	2.500%	02/14/19	02/13/24	319 2.580%	5,000.00	4,982.30	14.61	4,996.91	16.67
Federal Farm Credit Banks Notes	0.875%	04/03/20	04/08/24	374 0.880%	345,000.00	345,000.00	0.00	345,000.00	1,450.68
Freddie Mac Notes	5.150%	01/24/23	01/24/25	665 5.150%	230,000.00	230,000.00	0.00	230,000.00	2,204.49
Federal Home Loan Bank Notes	0.500%	04/15/20	04/14/25	745 0.600%	260,000.00	258,710.40	763.58	259,473.98	603.06
Fannie Mae Notes	0.625%	04/22/20	04/22/25	753 0.670%	320,000.00	319,340.80	387.42	319,728.22	883.33
Fannie Mae Notes	0.500%	06/29/20	06/17/25	809 0.470%	500,000.00	500,640.00	(354.77)	500,285.23	722.22
Freddie Mac Notes	0.375%	07/21/20	07/21/25	843 0.480%	115,000.00	114,427.30	308.33	114,735.63	83.85
Federal Home Loan Bank Notes	0.375%	09/10/20	09/04/25	888 0.440%	40,000.00	39,880.00	61.48	39,941.48	11.25
Federal Home Loan Bank Notes	1.100%	07/20/22	08/20/26	1,238 3.410%	250,000.00	228,122.50	3,739.12	231,861.62	313.19
Federal Home Loan Bank Notes	1.100%	08/03/22	08/20/26	1,238 3.000%	255,000.00	236,627.25	2,995.83	239,623.08	319.46
FNMA Benchmark Note	1.875%	12/20/18	09/24/26	1,273 2.970%	500,000.00	462,350.00	20,751.34	483,101.34	182.29
Federal Home Loan Bank Notes	0.830%	08/19/22	02/10/27	1,412 3.370%	245,000.00	219,338.70	3,529.21	222,867.91	288.08
Federal Home Loan Bank Notes	1.020%	08/16/22	02/24/27	1,426 3.240%	255,000.00	231,333.45	3,264.35	234,597.80	267.33
Fannie Mae Notes	0.750%	10/07/20	10/08/27	1,652 0.770%	210,000.00	209,699.70	106.25	209,805.95	756.88
Fannie Mae Notes	0.875%	08/05/20	08/05/30	2,684 0.930%	100,000.00	99,485.00	136.54	99,621.54	136.11
Federal Home Loan Bank Notes	3.500%	08/05/22	06/11/32	3,360 3.120%	230,000.00	237,378.40	(490.12)	236,888.28	2,459.72
PEPSICO Inc Corp Notes	4.550%	02/15/23	02/13/26	1,050 4.570%	170,000.00	169,901.40	4.06	169,905.46	988.36
Merck & Co Inc Corp Notes	0.750%	03/15/23	02/24/26	1,061 4.570%	125,000.00	112,001.25	205.18	112,206.43	96.35
Eli Lilly & Co Corp Notes	5.000%	02/27/23	02/27/26	1,064 5.060%	100,000.00	99,835.00	4.97	99,839.97	472.22
Colgate Palmolive Co Corp Notes	4.800%	03/02/23	03/02/26	1,067 4.820%	230,000.00	229,868.90	3.59	229,872.49	920.00
John Deere Capital Corp Notes	5.050%	03/03/23	03/03/26	1,068 5.050%	110,000.00	109,987.90	0.32	109,988.22	432.06
Commonwealth Bk Austr NY Corp Notes	5.316%	03/13/23	03/13/26	1,078 5.320%	250,000.00	250,000.00	0.00	250,000.00	664.50
Paccar Financial Corp Corp Notes	4.450%	03/30/23	03/30/26	1,095 4.470%	115,000.00	114,922.95	0.14	114,923.09	14.22
		Weighted Avg Maturity	1.659	2.099%	\$ 24,899,063.49	\$ 24,789,738.24	8,483.75	\$ 24,798,221.99	\$ 94,716.60
Capital Reserve (01-122000)									
IIIT - Money Market (PFM Asset Management)									
US Treasury Notes	2.250%	11/05/21	12/31/23	275 0.510%	500,000.00	518,613.28	(12,124.68)	506,488.60	2,828.04
US Treasury Notes	2.625%	11/02/21	12/31/23	275 0.540%	2,700,000.00	2,820,550.78	(78,633.38)	2,741,917.40	17,816.64
US Treasury Notes	0.125%	02/19/21	02/15/24	321 0.210%	750,000.00	748,095.70	1,345.75	749,441.45	116.54
US Treasury Notes	0.125%	03/01/21	02/15/24	321 0.270%	2,600,000.00	2,589,031.25	7,715.74	2,596,746.99	404.01
US Treasury Notes	0.125%	04/26/21	02/15/24	321 0.300%	3,000,000.00	2,985,703.13	9,829.10	2,995,532.23	466.16
US Treasury Notes	0.250%	04/01/21	03/15/24	350 0.340%	2,500,000.00	2,493,261.72	4,550.69	2,497,812.41	288.72
US Treasury Notes	0.375%	04/26/21	04/15/24	381 0.340%	3,000,000.00	3,002,929.69	(1,902.68)	3,001,027.01	5,192.31
US Treasury Notes	0.250%	06/02/21	05/15/24	411 0.300%	1,700,000.00	1,697,343.75	1,644.11	1,698,987.86	1,608.43
US Treasury Notes	0.250%	06/29/21	06/15/24	442 0.460%	750,000.00	745,371.09	2,740.52	748,111.61	551.17
US Treasury Notes	0.375%	10/05/21	09/15/24	534 0.510%	1,300,000.00	1,294,820.31	2,611.53	1,297,431.84	225.20
US Treasury Notes	1.125%	02/07/22	01/15/25	656 1.500%	965,000.00	954,746.88	3,994.23	958,741.11	2,279.21
US Treasury Notes	1.375%	01/31/23	01/31/25	672 4.280%	2,000,000.00	1,889,765.63	9,047.96	1,898,813.59	4,558.01
US Treasury Notes	1.500%	04/04/22	02/15/25	687 2.650%	1,000,000.00	968,398.44	10,915.81	979,314.25	1,864.64
US Treasury Notes	2.000%	01/31/23	02/15/25	687 4.270%	2,000,000.00	1,912,031.25	7,075.23	1,919,106.48	4,972.38
US Treasury Notes	1.125%	09/02/21	02/28/25	700 0.520%	2,000,000.00	2,041,953.13	(18,952.94)	2,023,000.19	1,956.52
US Treasury Notes	0.500%	03/04/22	03/31/25	731 1.650%	400,000.00	386,250.00	4,811.89	391,061.89	5.46
US Treasury Notes	2.625%	05/04/22	04/15/25	746 2.910%	1,350,000.00	1,339,242.19	3,316.24	1,342,558.43	16,355.77
US Treasury Notes	0.375%	02/08/22	04/30/25	761 1.580%	3,000,000.00	2,887,031.25	40,023.76	2,927,055.01	4,723.76
US Treasury Notes	2.750%	06/08/22	05/15/25	776 2.910%	3,000,000.00	2,986,757.81	3,668.78	2,990,426.59	31,222.38
US Treasury Notes	2.875%	07/06/22	06/15/25	807 2.860%	1,850,000.00	1,850,505.86	(126.58)	1,850,379.28	15,634.79
US Treasury Notes	3.000%	08/03/22	07/15/25	837 2.910%	1,000,000.00	1,002,500.00	(559.42)	1,001,940.58	6,298.34
US Treasury Notes	3.000%	08/03/22	07/15/25	837 2.780%	1,000,000.00	1,006,250.00	(1,398.56)	1,004,851.44	6,298.34
US Treasury Notes	3.000%	08/05/22	07/15/25	837 3.060%	1,400,000.00	1,397,539.06	547.13	1,398,086.19	8,817.68
US Treasury Notes	0.250%	06/10/22	07/15/25	837 3.020%	2,500,000.00	2,293,847.66	53,020.87	2,346,868.53	1,035.91
US Treasury Notes	4.250%	11/03/22	10/15/25	929 4.460%	500,000.00	497,070.31	405.31	497,475.62	9,807.69
US Treasury Notes	3.000%	12/07/22	10/31/25	945 4.130%	2,100,000.00	2,035,769.53	6,974.98	2,042,744.51	26,453.04
US Treasury Notes	4.500%	12/07/22	11/15/25	960 4.120%	2,500,000.00	2,525,683.59	(2,750.11)	2,522,933.48	42,575.97
US Treasury Notes	4.000%	03/03/23	02/15/26	1,052 4.610%	880,000.00	865,425.00	391.37	865,816.37	4,375.69
Asian Development Bank Corp Notes	0.375%	06/02/21	06/11/24	438 0.400%	1,270,000.00	1,269,238.00	458.73	1,269,696.73	1,455.21
Asian Development Bank Corp Notes	0.625%	10/06/21	10/08/24	557 0.640%	420,000.00	419,773.20	111.95	419,885.15	1,261.46
WI St Txbi GO Bonds	1.749%	02/13/20	05/01/23	31 1.750%	110,000.00	110,000.00	0.00	110,000.00	801.63
Avondale School Dist, MI Txbi GO Bonds	1.650%	02/04/20	05/01/23	31 1.650%	245,000.00	245,000.00	0.00	245,000.00	1,684.38
Univ of CO Txbi Rev Bonds	2.589%	10/22/19	06/01/23	62 1.950%	190,000.00	194,096.40	(3,906.52)	190,189.88	1,627.03
AZ Tran Board Txbi Rev Bonds	1.795%	02/12/20	07/01/23	92 1.800%	945,000.00	945,000.00	0.00	945,000.00	4,240.69
CT ST Txbi GO Bonds	0.508%	06/04/21	06/01/24	428 0.510%	540,000.00	540,000.00	0.00	540,000.00	914.40
New York St Dorm Auth Municipal Bonds	2.566%	03/25/22	03/15/25	715 2.570%	190,000.00	190,000.00	0.00	190,000.00	216.68
Los Angeles CCD, CA Txbi GO Bonds	0.773%	11/10/20	08/01/25	854 0.770%	225,000.00	225,000.00	0.00	225,000.00	289.88

DU PAGE WATER COMMISSION
INVESTMENTS
(Unaudited)
March 31, 2023

FUND SOURCE	COUPON RATE	PURCHASE DATE	MATURITY DATE	YIELD TO MATURITY (COST)	PAR VALUE	PURCHASE PRICE	AMORTIZED DISCOUNT (PREMIUM)	AMORTIZED COST	ACCRUED INTEREST 03/31/23
Capital Reserve (01-122000) Continued...									
FN AL2092	3.000%	03/06/18	07/01/27	1,553 2.980%	82,960.51	83,064.20	(56.29)	83,007.91	207.40
Fannie Mae Pool	3.500%	04/05/18	02/01/28	1,768 3.230%	127,416.05	130,322.74	(1,475.62)	128,847.12	371.63
Fannie Mae Pool	3.500%	04/05/18	03/01/28	1,797 3.230%	70,043.64	71,641.50	(804.67)	70,836.83	204.29
Fannie Mae Pool	3.500%	04/05/18	04/01/28	1,828 3.240%	91,546.35	93,548.93	(999.92)	92,549.01	267.01
FR ZT1267	2.500%	08/21/19	05/01/28	1,858 2.320%	81,335.21	82,466.28	(469.32)	81,996.96	169.45
FN CA1940	4.000%	07/11/18	06/01/28	1,889 3.640%	89,838.95	92,506.06	(1,273.01)	91,233.05	299.46
FG J32374	2.500%	02/17/22	11/01/28	2,042 2.220%	232,510.64	236,579.58	(677.88)	235,901.70	484.40
Fannie Mae Pool	4.000%	03/18/19	03/01/29	2,162 3.630%	38,447.21	39,630.65	(480.08)	39,150.57	128.16
FN FS2986	4.000%	10/21/22	10/01/32	3,472 4.370%	374,381.80	363,267.33	495.61	363,762.94	1,247.94
FR SB0364	3.500%	06/21/21	06/01/35	4,445 2.830%	184,131.99	198,402.22	(1,808.67)	196,593.55	537.05
FHR 5050 XL	1.000%	02/11/22	07/01/36	4,841 1.180%	243,422.57	237,641.29	455.55	238,096.84	202.85
FHMS K724 A2	3.062%	02/02/21	11/01/23	215 0.580%	240,354.24	256,587.53	(12,766.30)	243,821.23	613.30
Fannie Mae ACES	3.346%	12/13/19	03/01/24	336 2.140%	104,529.86	109,609.37	(3,970.95)	105,638.42	291.46
FHMS K047 A1	2.827%	06/18/19	12/01/24	611 2.490%	100,228.13	101,950.81	(1,194.62)	100,756.19	236.12
FHMS K046 A2	3.205%	08/08/22	03/01/25	701 3.510%	645,000.00	640,187.70	0.00	640,187.70	1,722.69
FHMS K047 A2	3.329%	05/24/22	05/01/25	762 3.100%	650,000.00	654,164.06	0.00	654,164.06	1,803.21
FHMS KJ32 A1	0.516%	11/18/20	06/01/25	793 0.520%	39,282.36	39,282.18	0.09	39,282.27	16.89
FHLMC Series K049 A2	3.010%	09/06/22	07/01/25	823 3.770%	520,000.00	509,457.81	2,120.73	511,578.54	1,304.33
FHMS KJ31 A1	0.569%	10/20/20	05/01/26	1,127 0.570%	26,008.13	26,007.60	0.23	26,007.83	12.33
FHR 4096 PA	1.375%	02/21/20	08/01/27	1,584 1.490%	147,728.84	146,528.54	499.94	147,028.48	169.27
FNR 2012-107 GA	1.500%	12/03/19	09/01/27	1,615 1.690%	65,086.43	64,186.42	385.99	64,572.41	81.36
FNR 2013-39 MP	1.750%	12/09/19	05/01/28	1,858 1.860%	170,436.91	168,998.85	566.21	169,565.06	248.55
FHR 3745 NP	4.000%	09/12/19	06/01/39	5,906 3.740%	18,260.58	18,913.26	(117.17)	18,796.09	60.87
FNR 2015-33 P	2.500%	02/14/20	06/01/45	8,098 2.400%	114,206.29	116,383.35	(267.86)	116,115.49	237.93
Federal Home Loan Bank Notes	4.875%	01/31/23	09/13/24	532 4.650%	2,000,000.00	2,006,900.00	(700.51)	2,006,199.49	4,875.00
Federal Home Loan Bank Notes	4.625%	01/31/23	12/13/24	623 4.510%	2,000,000.00	2,003,820.00	(336.07)	2,003,483.93	37,770.83
Freddie Mac Notes	5.150%	01/24/23	01/24/25	665 5.150%	635,000.00	635,000.00	0.00	635,000.00	6,086.30
Federal Home Loan Bank Notes	1.100%	07/20/22	08/20/26	1,238 3.410%	705,000.00	643,305.45	10,544.31	653,849.76	863.21
Federal Home Loan Bank Notes	0.830%	08/19/22	02/10/27	1,412 3.370%	675,000.00	604,300.50	9,723.34	614,023.84	793.69
Federal Home Loan Bank Notes	1.020%	08/16/22	02/24/27	1,426 3.240%	710,000.00	644,104.90	9,088.98	653,193.88	744.32
PEPSICO Inc Corp Notes	4.550%	02/15/23	02/13/26	1,050 4.570%	465,000.00	464,730.30	11.09	464,741.39	2,703.46
Merck & Co Inc Corp Notes	0.750%	03/15/23	02/24/26	1,061 4.570%	360,000.00	322,563.60	590.92	323,154.52	277.50
Eli Lilly & Co Corp Notes	5.000%	02/27/23	02/27/26	1,064 5.060%	290,000.00	289,521.50	14.41	289,535.91	1,369.44
Colgate Palmolive Co Corp Notes	4.800%	03/02/23	03/02/26	1,067 4.820%	635,000.00	634,638.05	9.91	634,647.96	2,540.00
John Deere Capital Corp Notes	5.050%	03/03/23	03/03/26	1,068 5.050%	315,000.00	314,965.35	0.92	314,966.27	1,237.25
Nestle Holdings Inc Corp Notes	5.250%	03/14/23	03/13/26	1,078 5.260%	240,000.00	239,920.80	1.30	239,922.10	595.00
Commonwealth Bk Austr NY Corp Notes	5.316%	03/13/23	03/13/26	1,078 5.320%	635,000.00	635,000.00	0.00	635,000.00	1,687.83
Paccar Financial Corp Corp Notes	4.450%	03/30/23	03/30/26	1,095 4.470%	320,000.00	319,785.60	0.39	319,785.99	39.56
Weighted Avg Maturity			729	2.338%	\$ 66,935,962.17	\$ 66,228,285.68	61,957.79	\$ 66,290,243.47	\$ 303,745.50
TOTAL ALL FUNDS				2.506%	\$ 196,700,804.14	\$ 194,830,766.89	231,298.25	\$ 195,062,065.14	\$ 667,664.06
Less: Net Unsettled Trades								\$ 195,062,065.14	
March 31, 2023	90 DAY US TREASURY YIELD			4.85%					
	3 month US Treasury Bill Index			4.54%					
	0-3 Year US Treasury Index			4.27%					
	1-3 Year US Treasury Index			4.20%					
	1-5 Year US Treasury Index			4.01%					
	1-10 Year US Treasury Index			3.87%					

DUPAGE WATER COMMISSION
ELMHURST, ILLINOIS
TREASURER'S REPORT
STATEMENT OF CASH FLOWS
For the Period from May 1, 2022 to March 31, 2023

CASH FLOWS FROM OPERATING ACTIVITIES

Cash received from customers	\$ 130,986,297
Cash payments to suppliers	(115,196,289)
Cash payments to employees	<u>(3,489,132)</u>
Net cash from operating activities	12,300,876

CASH FLOWS FROM NONCAPITAL
FINANCING ACTIVITIES

Cash received from sales taxes	69,843
Cash received/paid from long term loans	431,136
Cash payments for net pension activity	<u>0</u>
Net cash from noncapital financing activities	500,979

CASH FLOWS FROM CAPITAL AND
RELATED FINANCING ACTIVITIES

Interest paid	0
Principal Paid	0
Construction and purchase of capital assets	<u>(3,332,011)</u>
Net cash from capital and related financing activities	(3,332,011)

CASH FLOWS FROM INVESTING ACTIVITIES

Investment income	<u>1,363,454</u>
Net cash from investing activities	1,363,454

Net Increase (Decrease) in cash and investments 10,833,298

CASH AND INVESTMENTS, MAY 1, 2022 216,846,377

CASH AND INVESTMENTS, MARCH 31, 2023 \$ 227,679,675

March 31, 2023
 TREASURER'S REPORT
 DPWC MONTHLY CASH/OPERATING REPORT

	3/31/2023		
	YEAR END TARGETED Reserve or Monthly Cash Amount-Needed	Amount On Hand	Amount Over - (Under) Target
TABLE 1	A	B	C
RESERVE ANALYSIS			
A .Operating Reserve <i># of days per current fiscal year management budget</i>	\$ 70,978,829 180	\$ 73,996,463 188	\$ 3,017,634
B. Capital Reserve	\$ 63,050,000	\$ 63,872,483	\$ 822,483
C. Long Term Water Capital Reserve	\$ 22,525,000	\$ 24,798,222	\$ 2,273,222
D. O+M Account (1)	\$ 10,583,305	\$ 35,355,358	\$ 24,772,052
E. Current Construction Obligation and Customer Construction Escrows	\$ 2,417,761	\$ 2,417,761	\$ -
TOTAL SUMMARY CASH + RESERVE ANALYSIS	\$ 169,554,895	\$ 200,440,286	\$ 30,885,391

TABLE 2		
OTHER CASH		
F. General Fund		\$ 27,239,390
G. Sales Tax		\$ -
TOTAL TABLE 2-OTHER CASH		\$ 27,239,390
TOTAL MONTH END FUNDS CASH BALANCE-Table1+2		\$ 227,679,675

Note 1: The O&M Account target varies from month to month. The cash balance should be enough to cover the current months operating cash outflows.

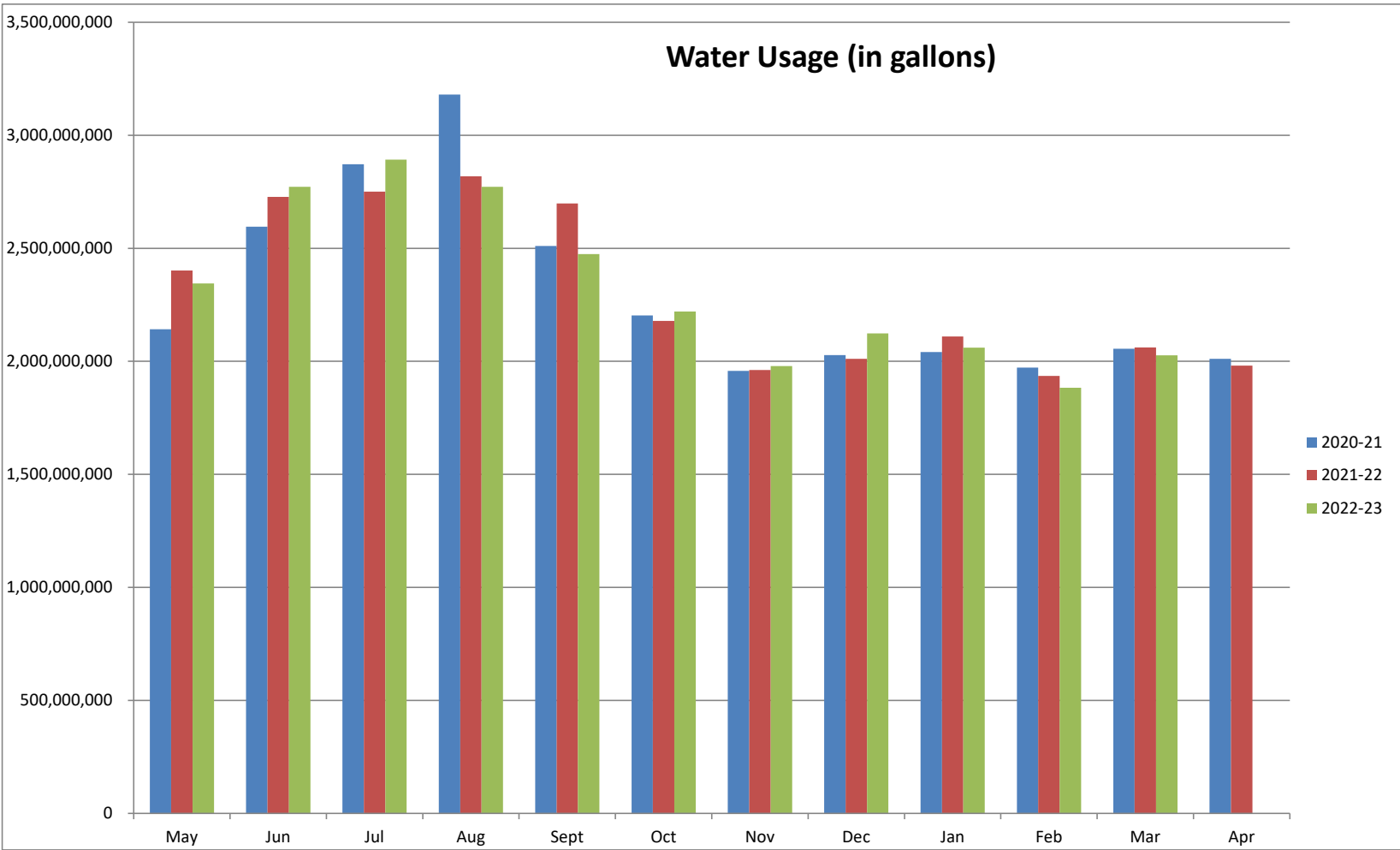


MEMORANDUM

To: Paul May, General Manager
From: Cheryl Peterson, Financial Administrator
Date: 4/11/2023
Subject: Financial Report – March 31, 2023

- Water sales to Commission customers for March 2023 were 18.5 million gallons (0.9%) below March 2022 but increased by 136.4 million gallons compared to February 2023. Year-to-date water sales are down by 49.5 million gallons or 0.2% compared to the prior fiscal year.
- Water sales to Commission customers for March were 96.6 million gallons (5.2%) higher than the budgeted anticipated/forecasted sales for the month. Year-to-date water sales were 1,477.4 million gallons (6.3%) above the budgeted anticipated/forecasted sales.
- For the month of March, water billings to customers for O&M costs were \$10.2 million and water purchases from the City of Chicago were \$8.8 million. Water billing receivables at March month end (\$12.7 million) were flat compared to the prior month (\$12.7 million) primarily due to timing of receivables.
- For the eleven months ended March 31, 2023, \$133.7 million of the \$134.4 million revenue budget has been realized. Therefore, 100% of the revenue budget has been accounted for year to date. For the same period, \$130.0 million of the \$141.9 million expenditure budget has been realized, and this accounts for 92% of the expenditure budget.
- Adjusted for seasonality based on a monthly trend, year to date revenues are 107% percent of the current budget and expenses are 99% of the current budget.
- The Operating Reserve, Capital Reserve and Long-Term Water Capital Accounts have reached their respective 2022/2023 fiscal year end minimum targeted levels.
- The O&M and General Account have balances of \$35.4 million and \$27.2 million, respectively.

cc: Chairman and Commissioners



DuPage Water Commission
 Summary of Specific Account Target and Summary of Net Assets
 March 31, 2023

Revenue Bond Ordinance Accounts and Commission Policy Reserves	Account / Reserve Assets Balance (1)	Offsetting Liabilities	Year-End Specific Account Target	Status
Operations and Maintenance Account	\$ 35,355,357.67	\$ 10,583,305.28		Positive Net Assets
General Account	\$ 27,247,225.65	\$ -		Positive Net Assets
Sales Tax Subaccount	\$ -	\$ -		Positive Net Assets
Operating Reserve	\$ 74,257,828.58		\$ 70,978,829.00	Target Met
Capital Reserve	\$ 66,593,988.97		\$ 65,467,760.67	Target Met
L-T Water Capital Reserve	\$ 24,892,938.59		\$ 22,525,000.00	Target Met
	\$ 228,347,339.46	\$ 10,583,305.28	\$ 158,971,589.67	\$ 58,792,444.51
<u>Total Net Assets - All Commission Accounts</u>				
Unrestricted		\$ 228,744,211.69		
Invested in Capital Assets, net		\$ 321,699,554.02		
Total		<u>\$ 550,443,765.71</u>		

(1) Includes Interest Receivable



	Current Year Balance	Prior Year Balance	Variance Favorable / (Unfavorable)
Fund: 01 - WATER FUND			
Assets			
Level1: 10 - CURRENT ASSETS			
110 - CASH	32,617,610.26	37,438,354.70	-4,820,744.44
120 - INVESTMENTS	195,062,065.14	178,793,168.91	16,268,896.23
131 - WATER SALES	12,713,232.16	13,153,018.66	-439,786.50
132 - INTEREST RECEIVABLE	667,664.06	324,398.99	343,265.07
134 - OTHER RECEIVABLE	-6,144,826.19	2,349,977.31	-8,494,803.50
135 - LOAN RECEIVABLE - CURRENT	-11,774.38	-13,109.96	1,335.58
150 - INVENTORY	177,768.00	177,768.00	0.00
155 - PREPAIDS	445,378.39	407,550.94	37,827.45
Total Level1 10 - CURRENT ASSETS:	235,527,117.44	232,631,127.55	2,895,989.89
Level1: 17 - NONCURRENT ASSETS			
170 - FIXED ASSETS	535,967,603.29	535,763,274.52	204,328.77
175 - LESS: ACCUMULATED DEPRECIATION	-219,765,783.08	-210,606,824.04	-9,158,959.04
180 - CONSTRUCTION IN PROGRESS	5,497,733.81	2,615,189.15	2,882,544.66
190 - LONG-TERM ASSETS	14,629,946.30	12,861,737.98	1,768,208.32
Total Level1 17 - NONCURRENT ASSETS:	336,329,500.32	340,633,377.61	-4,303,877.29
Total Assets:	571,856,617.76	573,264,505.16	-1,407,887.40
Liability			
Level1: 21 - CURRENT LIABILITIES			
210 - ACCOUNTS PAYABLE	9,573,106.06	8,905,190.88	-667,915.18
211 - OTHER CURRENT LIABILITIES	572,596.03	558,216.57	-14,379.46
225 - ACCRUED PAYROLL LIABILITIES	79,029.51	215,603.99	136,574.48
226 - ACCRUED VACATION	358,573.68	280,823.40	-77,750.28
250 - CONTRACT RETENTION	184,343.92	0.00	-184,343.92
251 - CUSTOMER DEPOSITS	2,233,416.75	130,542.50	-2,102,874.25
270 - DEFERRED REVENUE	4,641,963.10	5,648,861.56	1,006,898.46
Total Level1 21 - CURRENT LIABILITIES:	17,643,029.05	15,739,238.90	-1,903,790.15
Level1: 25 - NONCURRENT LIABILITIES			
297 - POST EMPLOYMENT BENEFITS LIABILITIES	3,769,823.00	2,757,229.00	-1,012,594.00
Total Level1 25 - NONCURRENT LIABILITIES:	3,769,823.00	2,757,229.00	-1,012,594.00
Total Liability:	21,412,852.05	18,496,467.90	-2,916,384.15
Equity			
Level1: 30 - EQUITY			
300 - EQUITY	546,719,532.78	551,360,656.30	-4,641,123.52
Total Level1 30 - EQUITY:	546,719,532.78	551,360,656.30	-4,641,123.52
Total Beginning Equity:	546,719,532.78	551,360,656.30	-4,641,123.52
Total Revenue	133,735,373.80	128,898,847.66	4,836,526.14
Total Expense	130,011,140.87	125,491,466.70	-4,519,674.17
Revenues Over/(Under) Expenses	3,724,232.93	3,407,380.96	316,851.97
Total Equity and Current Surplus (Deficit):	550,443,765.71	554,768,037.26	-4,324,271.55
Total Liabilities, Equity and Current Surplus (Deficit):	571,856,617.76	573,264,505.16	-1,407,887.40



Monthly & YTD Budget Report

...		March 2022-2023 Budget	March 2022-2023 Activity	2022-2023 Seasonal YT...	2022-2023 YTD Activity	Seasonal Percent Used	2022-2023 Total Budget	Total Percent Used
01 - WATER FUND								
Revenue								
510 - WATER SERVICE								
							% of Year Completed: 92%	
01-511100	O&M PAYMENTS- GOVERNMENTAL	-9,481,258.18	-9,962,176.00	-118,082,443.89	-125,764,235.80	107%	-127,436,265.87	99%
01-511200	O&M PAYMENTS- PRIVATE	-233,145.69	-252,649.32	-2,903,666.60	-2,863,550.62	99%	-3,133,678.67	91%
01-513100	SUBSEQUENT CUSTOMER - GO	-189,606.24	-189,606.24	-2,085,668.64	-2,085,668.64	100%	-2,275,274.88	92%
01-513200	SUBSEQUENT CUSTOMER - PRIVAT	-42,455.44	-173,572.50	-467,009.84	-1,122,595.14	240%	-509,465.28	220%
01-514100	EMERGENCY WATER SERVICE- GOV	-1,147.50	0.00	-19,975.00	-20,354.31	102%	-21,250.00	96%
510 - WATER SERVICE Totals:		-9,947,613.05	-10,578,004.06	-123,558,763.97	-131,856,404.51	107%	-133,375,934.70	99%
520 - TAXES								
							% of Year Completed: 92%	
01-530010	SALES TAXES - WATER REVENUE	0.00	-8,515.54	0.00	-69,842.64	0%	0.00	0%
520 - TAXES Totals:		0.00	-8,515.54	0.00	-69,842.64	0%	0.00	0%
540 - OTHER INCOME								
							% of Year Completed: 92%	
01-581000	INVESTMENT INCOME	-66,640.00	-260,913.79	-733,040.00	-1,633,429.01	223%	-800,000.00	204%
01-582000	INTEREST INCOME	-16,225.67	0.00	-178,482.37	-145,924.39	82%	-194,786.00	75%
01-590000	OTHER INCOME	0.00	-120.00	0.00	-19,879.25	0%	0.00	0%
01-590100	SALE OF EQUIPMENT	0.00	0.00	0.00	-9,894.00	0%	0.00	0%
540 - OTHER INCOME Totals:		-82,865.67	-261,033.79	-911,522.37	-1,809,126.65	198%	-994,786.00	182%
Revenue Totals:		-10,030,478.72	-10,847,553.39	-124,470,286.34	-133,735,373.80	107%	-134,370,720.70	100%

Monthly & YTD Budget Report

For Fiscal: 2022-2023 Period Ending: 3/31/2023

...	...	March 2022-2023 Budget	March 2022-2023 Activity	2022-2023 Seasonal YT...	2022-2023 YTD Activity	Seasonal Percent Used	2022-2023 Total Budget	Total Percent Used
Expense								
610 - PERSONNEL SERVICES								
								% of Year Completed: 92%
01-60-611100	ADMIN SALARIES	158,006.34	145,767.37	1,743,203.52	1,553,254.96	89%	1,901,400.00	82%
01-60-611200	OPERATIONS SALARIES	176,782.20	153,183.72	1,889,861.40	1,714,985.08	91%	2,058,000.00	83%
01-60-611300	SUMMER INTERNS	0.00	0.00	48,000.00	14,407.50	30%	48,000.00	30%
01-60-611600	ADMIN OVERTIME	616.67	0.00	6,783.33	1,219.28	18%	7,400.00	16%
01-60-611700	OPERATIONS OVERTIME	18,923.31	29,362.64	280,700.91	267,450.01	95%	308,700.00	87%
01-60-612100	PENSION	33,271.87	6,533.72	365,990.57	168,052.09	46%	399,262.50	42%
01-60-612200	MEDICAL/LIFE BENEFITS	60,506.40	57,272.15	818,599.50	782,771.45	96%	896,022.78	87%
01-60-612300	FEDERAL PAYROLL TAXES	28,411.23	24,104.37	303,394.87	256,782.23	85%	330,747.75	78%
01-60-612800	STATE UNEMPLOYMENT	1,148.33	61.02	12,631.63	3,855.08	31%	13,780.00	28%
01-60-613100	TRAVEL	950.00	650.00	10,450.00	7,569.00	72%	11,400.00	66%
01-60-613200	TRAINING	6,433.33	1,530.00	70,766.63	56,144.62	79%	77,200.00	73%
01-60-613301	CONFERENCES	5,983.33	3,662.97	65,816.63	17,473.35	27%	71,800.00	24%
01-60-613302	TUITION REIMBURSEMENT	2,500.00	716.00	27,500.00	7,510.00	27%	30,000.00	25%
01-60-619100	OTHER PERSONNEL COSTS	3,166.66	2,165.40	34,833.26	21,577.83	62%	38,000.00	57%
610 - PERSONNEL SERVICES Totals:		496,699.67	425,009.36	5,678,532.25	4,873,052.48	86%	6,191,713.03	79%
620 - CONTRACT SERVICES								
								% of Year Completed: 92%
01-60-621000	WATER CONSERVATION PROGRAM	916.66	0.00	10,083.26	8,529.23	85%	11,000.00	78%
01-60-623300	TRUST SERVICES & BANK CHARGE	11,333.33	10,468.29	124,666.63	123,122.63	99%	136,000.00	91%
01-60-625100	LEGAL SERVICES- GENERAL	7,500.00	9,477.50	82,500.00	101,447.88	123%	90,000.00	113%
01-60-625300	LEGAL SERVICES- SPECIAL	12,500.00	188.00	137,500.00	356.75	0%	150,000.00	0%
01-60-625800	LEGAL NOTICES	4,041.66	66.70	44,458.26	3,550.64	8%	48,500.00	7%
01-60-626000	AUDIT SERVICES	0.00	0.00	31,000.00	29,900.00	96%	31,000.00	96%
01-60-628000	CONSULTING SERVICES	26,683.33	21,384.63	293,516.63	208,949.43	71%	320,200.00	65%
01-60-629000	CONTRACTUAL SERVICES	70,476.66	53,806.41	775,243.26	632,820.56	82%	845,720.00	75%
620 - CONTRACT SERVICES Totals:		133,451.64	95,391.53	1,498,968.04	1,108,677.12	74%	1,632,420.00	68%
640 - INSURANCE								
								% of Year Completed: 92%
01-60-641100	GENERAL LIABILITY INSURANCE	11,250.00	8,063.90	123,750.00	75,372.98	61%	135,000.00	56%
01-60-641200	PUBLIC OFFICIAL LIABILITY	2,025.00	1,588.17	22,275.00	17,469.82	78%	24,300.00	72%
01-60-641500	WORKER'S COMPENSATION	10,833.33	10,301.00	119,166.63	102,943.00	86%	130,000.00	79%
01-60-641600	EXCESS LIABILITY COVERAGE	5,000.00	4,179.91	55,000.00	39,968.01	73%	60,000.00	67%
01-60-642100	PROPERTY INSURANCE	35,500.00	33,191.66	390,500.00	355,963.30	91%	426,000.00	84%
01-60-642200	AUTOMOBILE INSURANCE	2,083.33	1,806.17	22,916.63	18,057.85	79%	25,000.00	72%
01-60-649100	SELF INSURANCE PROPERTY	8,333.33	0.00	91,666.63	44,966.30	49%	100,000.00	45%
640 - INSURANCE Totals:		75,024.99	59,130.81	825,274.89	654,741.26	79%	900,300.00	73%

Monthly & YTD Budget Report

For Fiscal: 2022-2023 Period Ending: 3/31/2023

...	...	March 2022-2023 Budget	March 2022-2023 Activity	2022-2023 Seasonal YT...	2022-2023 YTD Activity	Seasonal Percent Used	2022-2023 Total Budget	Total Percent Used
650 - OPERATIONAL SUPPORT SRVS								
								% of Year Completed: 92%
01-60-651200	GENERATOR DIESEL FUEL	9,375.00	0.00	103,125.00	65,460.21	63%	112,500.00	58%
01-60-651300	NATURAL GAS	2,748.90	3,365.40	30,237.90	30,291.70	100%	33,000.00	92%
01-60-651401	TELEPHONE	6,638.33	3,656.59	73,021.63	45,746.16	63%	79,660.00	57%
01-60-651403	RADIOS	2,189.12	0.00	24,080.32	13,572.00	56%	26,280.00	52%
01-60-651404	REPAIRS & EQUIPMENT	250.00	0.00	2,750.00	0.00	0%	3,000.00	0%
01-60-652100	OFFICE SUPPLIES	2,351.66	1,062.59	25,868.26	16,587.90	64%	28,220.00	59%
01-60-652200	BOOKS & PUBLICATIONS	444.25	85.56	4,886.75	5,045.52	103%	5,331.00	95%
01-60-653100	PRINTING- GENERAL	1,258.33	0.00	13,841.63	2,839.24	21%	15,100.00	19%
01-60-653200	POSTAGE & DELIVERY	550.00	97.45	6,050.00	1,030.31	17%	6,600.00	16%
01-60-654000	PROFESSIONAL DUES	1,742.08	139.00	19,162.88	17,429.50	91%	20,905.00	83%
01-60-655000	REPAIRS & MAINT- OFFICE EQUI	634.74	395.21	6,982.14	8,641.19	124%	7,620.00	113%
01-60-656000	REPAIRS & MAINT- BLDGS & GRN	26,083.33	8,664.60	286,916.63	205,396.98	72%	313,000.00	66%
01-60-658000	COMPUTER SOFTWARE	3,348.66	0.00	36,835.26	22,572.61	61%	40,200.00	56%
01-60-659000	COMPUTER/SOFTWARE MAINTENANC	11,833.33	51,245.13	130,166.63	104,501.04	80%	142,000.00	74%
01-60-659100	OTHER ADMINISTRATIVE EXPENSE	941.29	136.71	10,354.19	8,031.63	78%	11,300.00	71%
650 - OPERATIONAL SUPPORT SRVS Totals:		70,389.02	68,848.24	774,279.22	547,145.99	71%	844,716.00	65%
660 - WATER OPERATION								
								% of Year Completed: 92%
01-60-661101	WATER BILLING	8,371,486.04	8,757,453.41	104,261,007.58	109,940,646.82	105%	112,519,973.70	98%
01-60-661102	ELECTRICITY	119,040.00	107,732.98	1,482,560.00	1,000,696.97	67%	1,600,000.00	63%
01-60-661103	OPERATIONS & MAINTENANCE	65,000.00	40,000.00	715,000.00	504,740.95	71%	780,000.00	65%
01-60-661104	MAJOR MAINTENANCE	20,833.33	0.00	229,166.63	0.00	0%	250,000.00	0%
01-60-661201	PUMP STATION	204,600.00	89,479.63	2,548,150.00	1,143,235.20	45%	2,750,000.00	42%
01-60-661202	METER STATION, ROV, TANK SITE	13,094.40	20,015.30	163,081.60	122,538.94	75%	176,000.00	70%
01-60-661300	WATER CHEMICALS	4,250.00	0.00	46,750.00	10,402.90	22%	51,000.00	20%
01-60-661400	WATER TESTING	4,916.66	1,036.59	54,083.26	48,580.70	90%	59,000.00	82%
01-60-662100	PUMPING SERVICES	59,941.66	0.00	659,358.26	109,453.66	17%	719,300.00	15%
01-60-662300	METER TESTING & REPAIRS	3,325.00	509.48	36,575.00	3,013.43	8%	39,900.00	8%
01-60-662400	SCADA / INSTRUMENTATION	3,950.00	155.45	43,450.00	6,253.55	14%	47,400.00	13%
01-60-662500	EQUIPMENT RENTAL	1,333.33	0.00	14,666.63	0.00	0%	16,000.00	0%
01-60-662600	UNIFORMS	1,416.66	-71.99	15,583.26	10,505.78	67%	17,000.00	62%
01-60-662700	SAFETY	12,418.33	14,250.35	136,601.63	61,460.26	45%	149,020.00	41%
01-60-663100	PIPELINE REPAIRS	112,500.00	269,626.75	1,237,500.00	684,147.00	55%	1,350,000.00	51%
01-60-663200	COR TESTING & MITIGATION	25,416.66	0.00	279,583.26	177,620.78	64%	305,000.00	58%
01-60-663300	REMOTE FACILITIES MAINTENANCE	33,383.33	5,443.89	367,216.63	250,628.05	68%	400,600.00	63%
01-60-663400	PLAN REVIEW- PIPELINE CONFLI	4,331.60	0.00	47,647.60	30,397.79	64%	52,000.00	58%
01-60-663700	PIPELINE SUPPLIES	7,083.33	12,314.05	77,916.63	67,909.38	87%	85,000.00	80%
01-60-664000	MACHINERY & EQUIP- NON CAP	1,762.50	3,241.00	19,387.50	20,946.52	108%	21,150.00	99%

Monthly & YTD Budget Report

For Fiscal: 2022-2023 Period Ending: 3/31/2023

...	...	March 2022-2023 Budget	March 2022-2023 Activity	2022-2023 Seasonal YT...	2022-2023 YTD Activity	Seasonal Percent Used	2022-2023 Total Budget	Total Percent Used
01-60-664100	REPAIRS & MAINT- VEHICLES	3,291.67	308.08	36,208.33	9,688.05	27%	39,500.00	25%
01-60-664200	FUEL- VEHICLES	3,100.00	1,857.75	34,100.00	30,015.40	88%	37,200.00	81%
01-60-664300	LICENSES- VEHICLES	262.50	1,314.00	2,887.50	1,512.00	52%	3,150.00	48%
660 - WATER OPERATION Totals:		9,076,737.00	9,324,666.72	112,508,481.30	114,234,394.13	102%	121,468,193.70	94%

680 - LAND & LAND RIGHTS

% of Year Completed: 92%

01-60-681000	LEASES	83.33	0.00	916.63	0.00	0%	1,000.00	0%
01-60-682000	PERMITS & FEES	1,204.16	51.00	13,245.76	3,390.67	26%	14,450.00	23%
680 - LAND & LAND RIGHTS Totals:		1,287.49	51.00	14,162.39	3,390.67	24%	15,450.00	22%

685 - CAPITAL EQUIP / DEPREC

% of Year Completed: 92%

01-60-685100	COMPUTERS	6,375.00	3,077.30	70,125.00	24,568.42	35%	76,500.00	32%
01-60-685200	OFFICE FURNITURE & EQUIPMT	0.00	0.00	112,000.00	87,263.46	78%	112,000.00	78%
01-60-685600	MACHINERY & EQUIPMENT	0.00	0.00	85,000.00	44,976.90	53%	85,000.00	53%
01-60-685800	CAPITALIZED EQUIP	0.00	0.00	-197,000.00	-132,240.36	67%	-197,000.00	67%
01-60-686000	VEHICLES	0.00	0.00	120,000.00	29,355.40	24%	120,000.00	24%
01-60-686800	CAPITALIZED VEHICLE PURCHASES	0.00	0.00	-120,000.00	-29,355.40	24%	-120,000.00	24%
01-60-692000	DEPRECIATION- TRANS MAINS	429,166.66	400,591.68	4,720,833.26	4,406,508.44	93%	5,150,000.00	86%
01-60-693000	DEPRECIATION- BUILDINGS	283,333.33	243,478.86	3,116,666.63	2,664,183.71	85%	3,400,000.00	78%
01-60-694000	DEPRECIATION-PUMPING EQUIPMEN'	153,333.33	119,956.21	1,686,666.63	1,319,518.12	78%	1,840,000.00	72%
01-60-695200	DEPRECIATION- OFFICE FURN &	13,333.33	6,706.80	146,666.63	65,374.34	45%	160,000.00	41%
01-60-696000	DEPRECIATION- VEHICLES	15,166.66	10,569.87	166,833.26	109,586.19	66%	182,000.00	60%
685 - CAPITAL EQUIP / DEPREC Totals:		900,708.31	784,380.72	9,907,791.41	8,589,739.22	87%	10,808,500.00	79%

710 - CONSTRUCTION IN PROGRESS

% of Year Completed: 92%

01-60-711000	METERING STATIONS	0.00	0.00	1,000,000.00	0.00	0%	1,000,000.00	0%
01-60-722200	DPS BUILDINGS REHAB & MAINT	0.00	10,278.32	1,000,000.00	42,834.49	4%	1,000,000.00	4%
01-60-722300	GENERATION BUILDING REHAB & MAI	0.00	30,777.48	4,800,000.00	855,142.55	18%	4,800,000.00	18%
01-60-722500	BUILDING AUTOMATION SYSTEM	0.00	169,518.88	1,000,000.00	329,338.76	33%	1,000,000.00	33%
01-60-751200	CATHODIC PROTECTION	0.00	0.00	1,750,000.00	89,539.17	5%	1,750,000.00	5%
01-60-761000	STANDPIPE IMPROVEMENTS	0.00	0.00	0.00	-482.70	0%	0.00	0%
01-60-771000	VALVE REHAB & REPLACEMENT	0.00	0.00	500,000.00	0.00	0%	500,000.00	0%
01-60-771200	CONDITION ASSESSMENT	0.00	10,739.86	500,000.00	183,342.55	37%	500,000.00	37%
01-60-771700	REPLACEMENT OF SCADA SYSTEM	0.00	46,212.72	2,000,000.00	1,677,966.53	84%	2,000,000.00	84%
01-60-772300	REPLACEMENT OF CHILLERS	0.00	2,627.50	250,000.00	2,627.50	1%	250,000.00	1%
01-60-798000	CAPITALIZED FIXED ASSETS	0.00	-270,154.76	-12,800,000.00	-3,180,308.85	25%	-12,800,000.00	25%
710 - CONSTRUCTION IN PROGRESS Totals:		0.00	0.00	0.00	0.00	0%	0.00	0%

Monthly & YTD Budget Report

For Fiscal: 2022-2023 Period Ending: 3/31/2023

...	...	March 2022-2023 Budget	March 2022-2023 Activity	2022-2023 Seasonal YT...	2022-2023 YTD Activity	Seasonal Percent Used	2022-2023 Total Budget	Total Percent Used
Expense Totals:		10,754,298.12	10,757,478.38	131,207,489.50	130,011,140.87	99%	141,861,292.73	92%
01 - WATER FUND Totals:		723,819.40	-90,075.01	6,737,203.16	-3,724,232.93	-55%	7,490,572.03	-50%



MEMORANDUM

To: Paul May – General Manager

From: Chris Bostick – Manager of Water Operations *ROB*

Mike Weed – Operations & Instrumentation Supervisor
Dariusz Panaszek – Pipeline & Remote Facilities Supervisor
Jessica Haney – Project Engineer
Denis Cuvalo – SCADA and Information Technology Supervisor

Date: 4/13/2023

Subject: Status of Operations and Construction

Operations Overview

The Commission's sales for the month of March 2023 were a total of 1.99 billion gallons. This represents an average daily demand of 64.1 million gallons per day (MGD), which is lower than the March 2022 average day demand of 64.8 MGD. The maximum day demand was 72.5 MGD recorded on March 15, 2023, which is higher than the March 2022 maximum day demand of 69.7 MGD. The minimum day flow was 59.3 MGD.

The Commission's recorded total precipitation for the month of March 2023 was 2.50 inches compared to 3.64 inches for March 2022. The level of Lake Michigan for March 2023 is 578.84 (Feet IGLD 1985) compared to 579.07 (Feet IGLD 1985) for March 2022.

Operations & Instrumentation Maintenance and Construction Overview

The DuPage Pump Station's High Lift Pump (HLP) and Motor rehabilitation program include inspecting, cleaning, and repairing one pump and motor assembly per year. HLP #9 and Motor #9 were removed and sent to Midwest Service Center for cleaning and performing electromechanical checks and provision of a status report including documentation of necessary repairs. The cleaning and repair services are in process, delivery; deinstallation of the motor occurred on April 6th, and reinstallation of the pump is scheduled for June.

Start-up of newly installed water quality monitoring equipment at various locations throughout the distribution system is ongoing. Currently, 3 units are active and monitoring, 6 additional units are forthcoming.

Lexington Pump Station

AECOM Technical Services and Staff have nearly completed a comprehensive Condition Assessment of the Lexington Pump Station's critical facilities. While the City of Chicago maintains operational control over Lexington Pump Station, the Commission, under an Enhanced Maintenance Agreement with the City approved in 2007, is responsible for initially financing and managing capital improvements at the facility with reimbursement by the City for 50% of the costs through water credits. As the singular most critical piece of infrastructure required to deliver Lake Michigan water to Commission Customers, it is necessary for the Commission to insure the City's proper operation and maintenance of the facility.

Pipeline & Remote Facilities Maintenance and Construction Overview

Pipeline Staff continue performing an annual valve exercising program.

Pipeline Staff continue inspecting and performing maintenance work on Cathodic Protection Test Stations.

Regarding R-13-23, A Task Order 7 with DeLasCasas CP, LLC appears on the agenda seeking authorization for the consultant to perform the Annual 2023 Test Point and Close Interval Survey on approximately 85%, or roughly 170 miles, of the pipeline distribution system. The other 15% will be assessed with feasibility and commissioning testing as a part of the FY/24-28 Capital Improvement Program.

R-18-23 appears on the agenda to approve Task Order No. 019 to replace six (6) 16" diameter pipe couplings in six separate meter stations that are severely corroded and in some cases are seeping water.

Over the past year, DWC Staff has performed a thorough review of transmission and distribution system isolation valve locations and their impact on Commission Customers. Staff has determined that in some cases, the current placement of the isolation valves when operated to isolate a pipe node, will curtail delivery of water to two or more of a single customer's multiple connection points or in some cases multiple connection points to multiple customers. Staff will continue the conversation regarding system redundancy.

Engineering & Capital Improvement Program Overview

Raftelis, Inc. previously completed review of the Cost-of-Service Study to support contract negotiations with the City of Chicago regarding the Water Purchase and Sale Agreement. The City of Chicago had issued a partial response to the first round of questions generated by Raftelis. Staff have met with Raftelis and issued a follow-up series of questions and data requests.

Carollo Engineers has completed their report on various potential alternate sources of Lake Water for the Commission. The draft report has been tendered and a presentation will be shared with the entire Board at the April Commission meeting.

The Pumping Station Drainage Improvement project is completed with the exception of final restoration.

The DPPS Emergency Generation System Modifications (Contract PSD-10/22) project is ongoing. The project is underway but pending activity resulting from supply chain delays in receiving structural glazed block.

Caterpillar/Altorfer Power Systems and staff and the engineers continue working through the submittal documents for the Generator Controls Update Project.

Schneider Electric, the Building Automation System (BAS) upgrade Contractor, continues the installation of upgraded HVAC network controllers and programming. This project consists of updating HVAC and Lighting Controls in the Pump Station and Generator Facilities.

Regarding R-14-23, A Work Authorization Order 018 under Contract QR-12/21 appears on the agenda to Benchmark Construction Co. Inc. seeking authorization to install new cathodic protection systems to mitigate stray current from a 36" Nicor gas main, and to ensure the 72" diameter steel piping meets AMPP (Association for Materials Protection and Performance) criteria. Galvanic anode beds will be added in multiple areas across steel pipelines.

Regarding R-17-23, a First Amendment to Task Order 2 with Dixon Engineering appears on the agenda seeking authorization for additional Resident Engineering Services and Hold-Point Inspections for PSD-11/22, Influent, Effluent, and 72" Meter Buildings Coatings Rehabilitation Contract. The work includes abrasive blasting of pipe and structural elements and apply insulated coatings to the steel piping. The contractor is almost complete with abrasive blasting and primer coats and is scheduled to begin applying the insulative coating. The revised task order provides for Dixon Engineering to be onsite during each application of the insulative coating, when directed by DWC staff.

Benchmark continues to install galvanic anode beds across the 72" pipeline from Chicago to mitigate stray current from the CTA and ensure the pipeline is meeting AMPP criteria. This project is 90% complete. DelasCasas CP will be onsite in May to do commissioning and quality-assurance testing.

SCADA & Information Technology Overview

The SCADA Replacement Project (Contract PSD-9/21) is ongoing. The Control Room remodel continues, electrical and HVAC rough ins have been completed, walls have been painted/wallpapered, the ceiling grid has been installed, and the terrazzo floor installation is expected to commence shortly. The new SCADA system is taking form, with Commission staff working with Concentric Integration to finish the design of the Pump Station HMI screens. Workshops are continuing in preparation for upcoming tasks such as the DPPS UPS installation, duct bank installation, the campus fiber backbone replacement, and importantly the DWC campus control panel replacement. There has been a coordinated and continual effort from Commission staff to provide their input and knowledge in the development of this system. The project is progressing under budget and on schedule.

April 2023 Commission Agenda Items:

Resolution No. R-13-23: A Resolution Approving and Ratifying Task Order No. 07 Under a Master Contract with DeLasCasas CP, LLC **(Not-To-Exceed Cost of \$70,000.00)**

Resolution No. R-14-23: A Resolution Approving and Ratifying Work Authorization Order 018 Under Quick Response Contract QR-12/21 to Benchmark Construction Co., Inc. **(Estimated Not-To-Exceed \$92,520.00)**

Resolution No. R-17-23: A Resolution Approving a First Amendment to Task Order No. 02 under a Master Contract with Dixon Engineering, Inc. **(Increase the Not-To-Exceed Cost by \$20,000.00 to a Total Not-To-Exceed Cost of \$58,600.00)**

Resolution No. R-18-23: A Resolution to Authorize Approval of Certain Work Authorization Orders Under Quick Response Contract QR-12/21 **(WAO 019 – Estimated Cost of \$30,600.14)**

Attachments

1. DuPage Laboratory Bench Sheets for March 2023
2. Water Sales Analysis 01-May-2018 to 28-March-2023
3. DuPage Water Commission Chart Sales vs. Historical Average
4. DuPage Water Commission Chart Sales vs. Allocation

DUPAGE WATER COMMISSION
PWS FACILITY ID# - IL435400
MONTHLY OPERATIONS REPORT
MARCH 2023

DATE	CHICAGO SUPPLY		DUPAGE DISCHARGE				
	FLOW (MG)	FREE Cl ₂ (mg/L)	FLOW (MG)	FREE Cl ₂ (mg/L)	12.5 % Cl ₂ in NaOCl #s Added	DWC FREE Cl ₂	
						Calculated (mg/L)	Measured (mg/L)
1	68.42	1.42	64.16	1.36	28.8	1.42	1.36
2	62.29	1.40	64.52	1.35	28.8	1.40	1.35
3	64.26	1.41	62.41	1.33	28.8	1.41	1.33
4	62.50	1.37	65.73	1.36	28.8	1.37	1.36
5	66.01	1.41	66.19	1.38	28.8	1.41	1.38
6	64.65	1.36	64.80	1.39	28.8	1.36	1.39
7	61.71	1.38	64.18	1.37	28.8	1.38	1.37
8	70.03	1.35	67.32	1.51	28.8	1.35	1.51
9	64.29	1.43	74.05	1.35	28.8	1.43	1.35
10	66.46	1.29	70.71	1.37	28.8	1.29	1.37
11	65.01	1.40	77.74	1.48	28.8	1.40	1.48
12	71.39	1.41	68.46	1.41	28.8	1.41	1.41
13	64.98	1.33	68.69	1.44	28.8	1.33	1.44
14	64.43	1.32	61.73	1.41	28.8	1.32	1.41
15	78.95	1.28	75.63	1.38	28.8	1.28	1.38
16	56.95	1.34	63.86	1.38	28.8	1.34	1.38
17	68.83	1.49	67.42	1.51	28.8	1.49	1.51
18	73.37	1.52	69.10	1.41	28.8	1.52	1.41
19	59.52	1.51	67.34	1.35	28.8	1.51	1.35
20	72.05	1.44	68.21	1.39	28.8	1.44	1.39
21	59.23	1.29	62.44	1.36	28.8	1.29	1.36
22	70.99	1.40	68.46	1.33	28.8	1.40	1.33
23	64.91	1.47	65.01	1.41	28.8	1.47	1.41
24	64.53	1.39	62.12	1.40	28.8	1.39	1.40
25	65.29	1.42	65.83	1.43	28.8	1.42	1.43
26	61.67	1.47	61.76	1.40	28.8	1.47	1.40
27	57.54	1.48	58.88	1.36	28.8	1.48	1.36
28	67.63	1.37	62.76	1.35	28.8	1.37	1.35
29	57.10	1.40	61.42	1.37	28.8	1.40	1.37
30	69.50	1.42	63.78	1.39	28.8	1.42	1.39
31	56.58	1.44	61.78	1.36	28.8	1.44	1.36
TOTAL	2021.07	43.41	2046.29	43.09	892.80	43.54	43.09
AVG.	65.20	1.40	66.01	1.39	28.80	1.40	1.39
MAX.	78.95	1.52	77.74	1.51	28.80	1.52	1.51
MIN.	56.58	1.28	58.88	1.33	28.80	1.28	1.33

Mike Weed
Mike Weed, Operations Supervisor
Illinois ROINC # 186860234

4/4/23
Date

DU PAGE WATER COMMISSION
WATER SALES ANALYSIS

01-May-92 TO 31-Mar-23

PER DAY AVERAGE 78,079,016

MONTH	SALES TO CUSTOMERS (GALLONS)	PURCHASES FROM CHICAGO (GALLONS)	GALLONS BILLED %	BILLINGS TO CUSTOMERS	BILLINGS FROM CHICAGO	DOCUMENTED COMMISSION WATER USE (2)	DOCUMENTED COMMISSION WATER USE %	TOTAL ACCOUNTED FOR %	DWC OPER. & MAINT. RATE (3)	CHGO RATE
May-19	2,081,843,000	2,147,990,870	96.92%	\$10,346,759.71	\$8,469,528.00	6,561,100	0.31%	97.23%	\$4.97	\$3.943
Jun-19	2,176,802,000	2,246,817,638	96.88%	\$10,818,705.94	\$8,931,100.11	434,900	0.02%	96.90%	\$4.97	\$3.975
Jul-19	2,639,452,000	2,714,539,721	97.23%	\$13,118,076.44	\$10,790,295.39	649,900	0.02%	97.26%	\$4.97	\$3.975
Aug-19	2,649,696,000	2,735,242,272	96.87%	\$13,168,989.12	\$10,872,588.03	638,420	0.02%	96.90%	\$4.97	\$3.975
Sep-19	2,206,442,000	2,264,715,472	97.43%	\$10,966,016.74	\$9,002,244.00	617,581	0.03%	97.45%	\$4.97	\$3.975
Oct-19	2,016,445,000	2,084,749,872	96.72%	\$10,021,731.65	\$8,286,880.74	1,204,331	0.06%	96.78%	\$4.97	\$3.975
Nov-19	1,915,266,000	1,976,465,358	96.90%	\$9,518,872.02	\$7,856,449.80	8,679,153	0.44%	97.34%	\$4.97	\$3.975
Dec-19	1,990,807,000	2,061,549,253	96.57%	\$9,894,310.79	\$8,194,658.28	4,646,824	0.23%	96.79%	\$4.97	\$3.975
Jan-20	1,982,608,000	2,040,353,072	97.17%	\$9,853,561.76	\$8,110,403.46	789,652	0.04%	97.21%	\$4.97	\$3.975
Feb-20	1,871,298,000	1,913,980,302	97.77%	\$9,300,351.06	\$7,608,055.65	978,927	0.05%	97.82%	\$4.97	\$3.975
Mar-20	1,957,293,000	2,014,856,325	97.14%	\$9,727,746.21	\$8,009,053.89	697,896	0.03%	97.18%	\$4.97	\$3.975
Apr-20	1,863,825,000	1,911,777,366	97.49%	\$9,263,210.25	\$7,599,315.03	271,200	0.01%	97.51%	\$4.97	\$3.975
May-20	2,084,924,000	2,141,838,951	97.34%	\$10,362,072.28	\$8,513,809.83	376,100	0.02%	97.36%	\$4.97	\$3.975
Jun-20	2,522,634,000	2,596,146,493	97.17%	\$12,537,490.98	\$10,571,508.52	731,078	0.03%	97.20%	\$4.97	\$4.072
Jul-20	2,782,507,000	2,872,440,835	96.87%	\$13,829,059.79	\$11,696,579.08	647,000	0.02%	96.89%	\$4.97	\$4.072
Aug-20	3,078,522,000	3,180,137,701	96.80%	\$15,300,254.34	\$12,949,520.72	3,694,350	0.12%	96.92%	\$4.97	\$4.072
Sep-20	2,427,570,000	2,510,646,051	96.69%	\$12,065,022.90	\$10,223,350.72	1,148,848	0.05%	96.74%	\$4.97	\$4.072
Oct-20	2,143,671,000	2,203,255,879	97.30%	\$10,654,044.87	\$8,971,657.94	748,000	0.03%	97.33%	\$4.97	\$4.072
Nov-20	1,897,985,000	1,957,960,123	96.94%	\$9,432,985.45	\$7,972,813.62	200,026	0.01%	96.95%	\$4.97	\$4.072
Dec-20	1,955,711,000	2,027,160,874	96.48%	\$9,719,883.67	\$8,254,599.08	348,955	0.02%	96.49%	\$4.97	\$4.072
Jan-21	1,988,344,000	2,040,857,402	97.43%	\$9,882,069.68	\$8,310,371.34	205,828	0.01%	97.44%	\$4.97	\$4.072
Feb-21	1,915,366,000	1,971,858,620	97.14%	\$9,519,369.02	\$8,029,408.30	290,224	0.01%	97.15%	\$4.97	\$4.072
Mar-21	1,986,888,000	2,055,661,022	96.65%	\$9,874,833.36	\$8,370,651.68	512,237	0.02%	96.68%	\$4.97	\$4.072
Apr-21	1,959,759,000	2,010,756,459	97.46%	\$9,740,002.23	\$8,187,800.30	1,013,926	0.05%	97.51%	\$4.97	\$4.072
May-21	2,331,364,000	2,401,447,849	97.08%	\$11,586,879.08	\$9,778,695.64	1,625,835	0.07%	97.15%	\$4.97	\$4.072
Jun-21	2,646,312,000	2,727,518,236	97.02%	\$13,152,170.64	\$11,226,465.06	872,815	0.03%	97.05%	\$4.97	\$4.116
Jul-21	2,661,520,000	2,750,318,994	96.77%	\$13,227,754.40	\$11,320,312.98	772,815	0.03%	96.80%	\$4.97	\$4.116
Aug-21	2,736,795,000	2,818,422,046	97.10%	\$13,601,871.15	\$11,600,625.14	458,555	0.02%	97.12%	\$4.97	\$4.116
Sep-21	2,616,212,000	2,698,022,374	96.97%	\$13,002,573.64	\$11,105,060.09	1,237,080	0.05%	97.01%	\$4.97	\$4.116
Oct-21	2,128,141,000	2,179,013,387	97.67%	\$10,576,860.77	\$8,968,819.10	396,147	0.02%	97.68%	\$4.97	\$4.116
Nov-21	1,896,311,000	1,961,815,221	96.66%	\$9,424,665.67	\$8,074,831.45	462,613	0.02%	96.68%	\$4.97	\$4.116
Dec-21	1,950,793,000	2,010,917,641	97.01%	\$9,695,441.21	\$8,276,937.01	382,031	0.02%	97.03%	\$4.97	\$4.116
Jan-22	2,046,043,000	2,110,214,643	96.96%	\$10,168,833.71	\$8,685,674.26	621,078	0.03%	96.99%	\$4.97	\$4.116
Feb-22	1,879,376,000	1,935,513,559	97.10%	\$9,340,498.72	\$7,966,573.81	247,750	0.01%	97.11%	\$4.97	\$4.116
Mar-22	1,990,472,000	2,061,912,643	96.54%	\$9,892,645.84	\$8,486,832.44	459,838	0.02%	96.56%	\$4.97	\$4.116
Apr-22	1,935,992,000	1,981,414,298	97.71%	\$9,621,880.24	\$8,155,501.25	285,652	0.01%	97.72%	\$4.97	\$4.116
May-22	2,276,513,000	2,344,221,635	97.11%	\$11,792,337.34	\$9,648,816.25	5,698,667	0.24%	97.35%	\$5.18	\$4.116
Jun-22	2,682,480,000	2,772,533,130	96.75%	\$13,895,246.40	\$11,982,888.19	690,925	0.02%	96.78%	\$5.18	\$4.322
Jul-22	2,804,661,000	2,892,532,635	96.96%	\$14,528,143.98	\$12,501,526.05	883,858	0.03%	96.99%	\$5.18	\$4.322
Aug-22	2,688,224,000	2,772,533,130	96.96%	\$13,925,000.32	\$11,982,888.19	906,806	0.03%	96.99%	\$5.18	\$4.322
Sep-22	2,415,535,000	2,474,643,822	97.61%	\$12,512,471.30	\$10,695,410.60	1,021,063	0.04%	97.65%	\$5.18	\$4.322
Oct-22	2,153,410,000	2,220,050,683	97.00%	\$11,154,663.80	\$9,595,059.05	2,891,786	0.13%	97.13%	\$5.18	\$4.322
Nov-22	1,919,552,000	1,979,550,491	96.97%	\$9,943,279.36	\$8,555,617.22	1,008,092	0.05%	97.02%	\$5.18	\$4.322
Dec-22	2,071,113,000	2,123,449,660	97.54%	\$10,728,365.34	\$9,177,549.43	552,389	0.03%	97.56%	\$5.18	\$4.322
Jan-23	2,014,750,000	2,060,255,805	97.79%	\$10,436,405.00	\$8,904,425.59	337,423	0.02%	97.81%	\$5.18	\$4.322
Feb-23	1,835,597,000	1,883,158,917	97.47%	\$9,508,392.46	\$8,139,012.84	529,206	0.03%	97.50%	\$5.18	\$4.322
Mar-23	1,971,974,000	2,026,257,691	97.32%	\$10,214,825.32	\$8,757,453.41	306,690	0.02%	97.34%	\$5.18	\$4.322
TOTALS (1)	881,668,250,798	907,151,424,243	97.19%	\$2,132,226,659.81	\$1,886,742,564.77	861,222,544	0.09%	97.29%	\$2.42	\$2.080

(1) - SINCE MAY 1, 1992

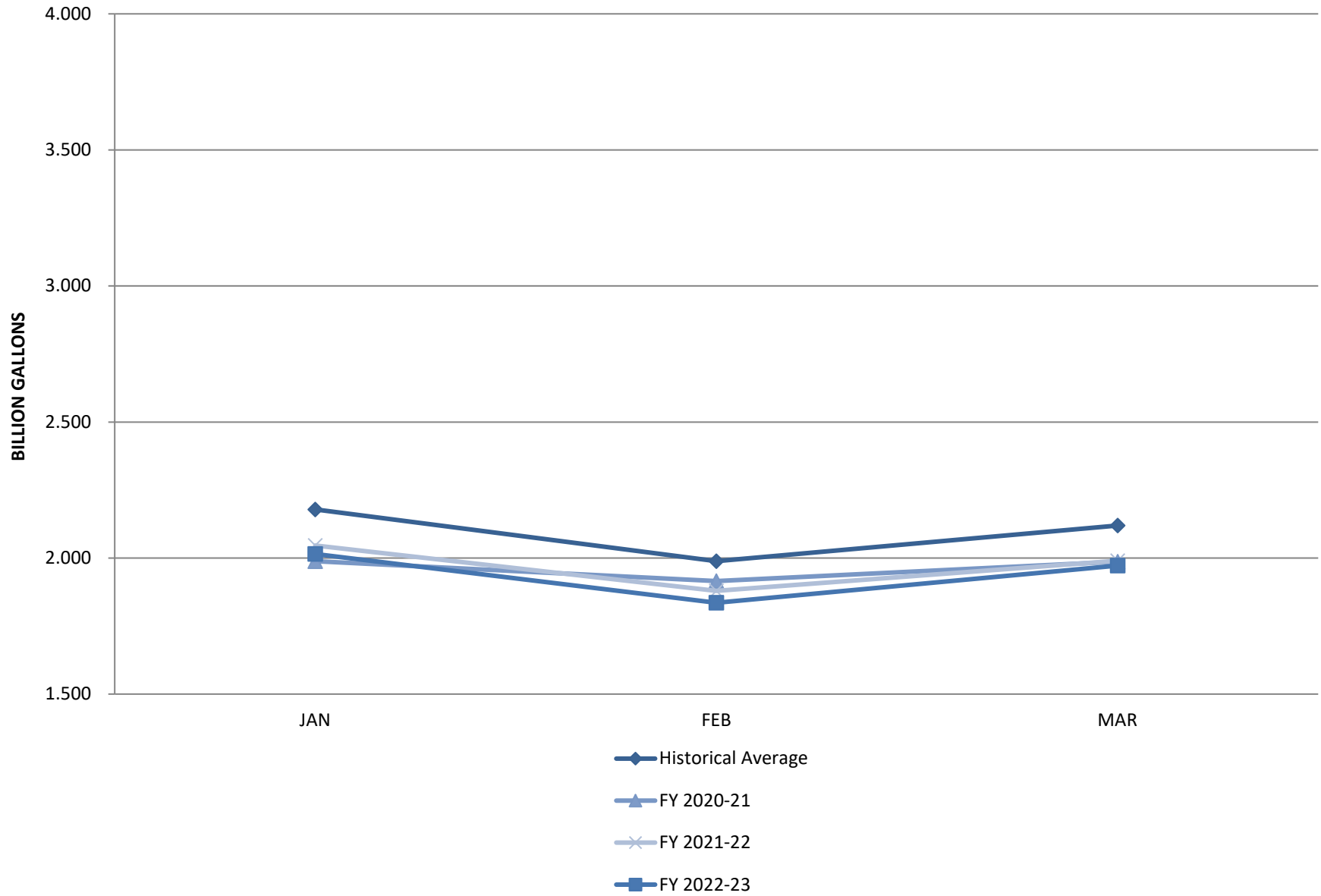
(2) - REPRESENTS DU PAGE PUMP STATION, METER TESTING AND CONSTRUCTION PROJECT USAGE

(3) - DOES NOT INCLUDE FIXED COST PAYMENTS

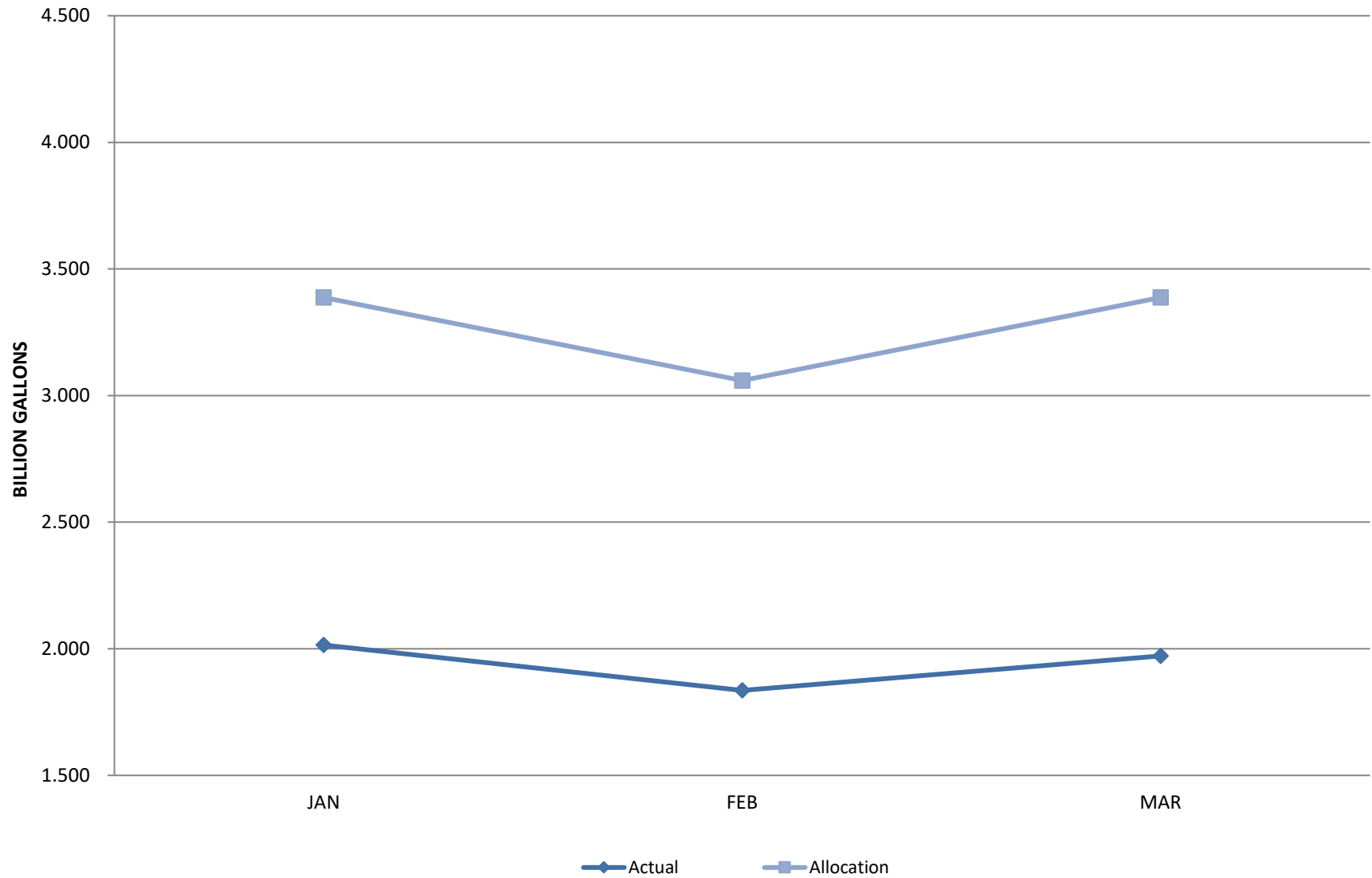
YTD

Mar-22	24,883,339,000	25,655,116,593	96.99%	123,670,195	105,490,827			\$4.97	\$4.112
Mar-23	24,833,809,000	25,549,187,599	97.20%	128,639,131	109,940,647			\$5.18	\$4.303
	(49,530,000)	(105,928,994)		\$4,968,936	\$4,449,820				
	-0.2%	-0.4%		4.0%	4.2%				
Month									
Mar-22	1,990,472,000	2,061,912,643	96.54%	9,892,646	8,486,832			\$4.97	\$4.116
Mar-23	1,971,974,000	2,026,257,691	97.32%	10,214,825	8,757,453			\$5.18	\$4.322
	(18,498,000)	(35,654,952)		\$322,179	\$270,621				
	-0.9%	-1.7%		3.3%	3.2%				
Mar>Feb	136,377,000	143,098,774		706,433	618,441				

DU PAGE WATER COMMISSION SALES FY 2022-23, 2021-22 & 2020-21 VS. HISTORICAL AVERAGE



DU PAGE WATER COMMISSION SALES FY 2022-23 VS. ALLOCATION





Ordinance #: O-1-23

Account: N/A

Approvals: *Author / Manager / Finance / Admin*

CAP - CAP PDM

REQUEST FOR BOARD ACTION

Date: 4/3/2023

Description: **An Ordinance Approving and Adopting an Annual Management Budget for the Fiscal Year Commencing May 1, 2023 and Ending April 30, 2024**

Agenda Section: Finance Committee

Originating Department: Finance

Ordinance No. O-1-22 would approve and adopt the Annual Management Budget for the Fiscal Year Commencing May 1, 2023 and Ending April 30, 2024.

Recommended Motion:

To adopt Ordinance No. O-1-23

DUPAGE WATER COMMISSION

ORDINANCE NO. O-1-23

AN ORDINANCE APPROVING AND ADOPTING
AN ANNUAL MANAGEMENT BUDGET
FOR THE FISCAL YEAR COMMENCING
MAY 1, 2023 AND ENDING APRIL 30, 2024

WHEREAS, the General Manager and Administrative Staff of the DuPage Water Commission (the “Commission”) prepared and submitted a tentative annual Management Budget for the fiscal year commencing May 1, 2023 and ending April 30, 2024, as and when required by Article X, Section 2 of the Commission's By-Laws, as amended from time to time; and

WHEREAS, due notice having been given, a hearing was held on the tentative annual Management Budget prior to any final action being taken thereon, at which time the Charter Customers were heard; and

WHEREAS, after full review and consideration, the Commission has determined that it is reasonable, necessary and desirable for the Commission to approve and adopt the budget set forth in Exhibit 1 attached hereto and by this reference incorporated herein and made a part hereof as and for its Management Budget for the fiscal year commencing May 1, 2023 and ending April 30, 2024; and

WHEREAS, it appearing to the Commission that all things required for the approval and adoption of said Management Budget have been complied with;

NOW, THEREFORE, BE IT ORDAINED by the Board of Commissioners of the DuPage Water Commission as follows:

SECTION ONE: The foregoing recitals are hereby incorporated herein and made a part hereof as findings of the Board of Commissioners of the DuPage Water Commission.

SECTION TWO: The Budget attached hereto as Exhibit 1 and by this reference incorporated herein and made a part hereof shall be and hereby is approved and adopted as and for the Management Budget of the DuPage Water Commission for the fiscal year commencing May 1, 2023 and ending April 30, 2024.

SECTION THREE: This Ordinance shall be in full force and effect from and after its adoption.

	Aye	Nay	Absent	Abstain
Bouckaert, D.				
Broda, J.				
Fennell, J.				
Gans, R.				
Healy, J.				
Novotny, D.				
Pruyn, J.				
Rush, K.				
Russo, D.				
Saverino, F.				
Suess, P.				
Van Vooren, D.				
Zay, J.				

ADOPTED THIS ___ DAY OF _____, 2023.

James Zay, Chairman

ATTEST:

Danna Mundall, Clerk
Board/Resolutions/2023/O-1-23.docx

Exhibit 1



DuPage Water Commission

30 YEARS OF SERVICE
Pure. Essential. Stewardship.

DuPage Water Commission

Fiscal Year 2023 - 2024

Tentative Draft Budget
(with detailed account line items)

May 1, 2023 to April 30, 2024

March 1, 2023



Account Number	Account Name	2023-2024 2023-2024			
01-511100	O&M PAYMENTS- GOVERNMENTAL	132,602,602.44			
Budget Detail					
Budget Code	Description		Units	Price	Amount
2023-2024	May to April \$5.39		24,601,5...	-5.39	-132,602,602....
01-511200	O&M PAYMENTS- PRIVATE	3,260,718.23			
Budget Detail					
Budget Code	Description		Units	Price	Amount
2023-2024	May to April \$5.39		604,957...	-5.39	-3,260,718.23
01-513100	SUBSEQUENT CUSTOMER - GO	2,275,274.88			
Budget Detail					
Budget Code	Description		Units	Price	Amount
2023-2024	BARTLETT		1.00	-1,931,117....	-1,931,117.88
2023-2024	DU PAGE COUNTY		1.00	-212,039.76	-212,039.76
2023-2024	OAKBROOK TERRACE		1.00	-31,708.44	-31,708.44
2023-2024	WINFIELD		1.00	-100,408.80	-100,408.80
01-513200	SUBSEQUENT CUSTOMER - PRIVAT	2,082,870.00			
Budget Detail					
Budget Code	Description		Units	Price	Amount
2023-2024	AQUA		1.00	-1,573,404....	-1,573,404.72
2023-2024	ARGONNE LABS		1.00	-162,572.88	-162,572.88
2023-2024	IAWWA		1.00	-346,892.40	-346,892.40
01-514100	EMERGENCY WATER SERVICE- GOV	21,775.00			
Budget Detail					
Budget Code	Description		Units	Price	Amount
2023-2024	Annual Fee		1.00	-8,300.00	-8,300.00
2023-2024	Water Use		2,500.00	-5.39	-13,475.00
01-581000	INVESTMENT INCOME	800,000.00			
Budget Detail					
Budget Code	Description		Units	Price	Amount
2023-2024	investment earnings		1.00	-800,000.00	-800,000.00
01-582000	INTEREST INCOME	189,388.00			
Budget Detail					
Budget Code	Description		Units	Price	Amount
2023-2024	Bartlett Loan Interest		1.00	-189,388.00	-189,388.00
Total Revenue:		141,232,628.55			

Budget Listing

For Fiscal: 2023-2024 Period Ending: 04/30/2024

Account Number	Account Name	2023-2024 2023-2024			
Expense					
01-60-611100	ADMIN SALARIES	1,990,400.00			
Budget Detail					
Budget Code	Description		Units	Price	Amount
2023-2024	Administration		1.00	1,918,000.00	1,918,000.00
2023-2024	Commissioner		9.00	600.00	5,400.00
2023-2024	Incentive Compensation		1.00	32,000.00	32,000.00
2023-2024	Merit		1.00	15,000.00	15,000.00
2023-2024	Treasurer		1.00	20,000.00	20,000.00
01-60-611200	OPERATIONS SALARIES	2,225,000.00			
Budget Detail					
Budget Code	Description		Units	Price	Amount
2023-2024	Incentive Compensation		1.00	92,000.00	92,000.00
2023-2024	Instrum/Remote Fac Dept		1.00	517,000.00	517,000.00
2023-2024	Merit		1.00	25,000.00	25,000.00
2023-2024	Operations Department		1.00	821,000.00	821,000.00
2023-2024	Pipeline Department		1.00	770,000.00	770,000.00
01-60-611300	SUMMER INTERNS	36,000.00			
Budget Detail					
Budget Code	Description		Units	Price	Amount
2023-2024	Summer Interns		3.00	12,000.00	36,000.00
01-60-611600	ADMIN OVERTIME	7,400.00			
Budget Detail					
Budget Code	Description		Units	Price	Amount
2023-2024	TM 7% of Admin Employees		1.00	7,400.00	7,400.00
01-60-611700	OPERATIONS OVERTIME	333,750.00			
Budget Detail					
Budget Code	Description		Units	Price	Amount
2023-2024	15% of Oper Payroll		1.00	333,750.00	333,750.00
01-60-612100	PENSION	279,627.50			
Budget Detail					
Budget Code	Description		Units	Price	Amount
2023-2024	23/24 ESTIMATE IMRF rate =5.0%		1.00	229,627.50	229,627.50
2023-2024	Retiree Costs		1.00	50,000.00	50,000.00
01-60-612200	MEDICAL/LIFE BENEFITS	980,800.00			
Budget Detail					
Budget Code	Description		Units	Price	Amount
2023-2024	BCBS 15% Increase for 2024		4.00	80,385.00	321,540.00
2023-2024	Blue Cross Blue Shield		8.00	69,900.00	559,200.00
2023-2024	Employee Contribution 20%		1.00	-182,160.00	-182,160.00
2023-2024	Employer HSA Contribution		1.00	170,000.00	170,000.00
2023-2024	Envision Healthcare		12.00	60.00	720.00
2023-2024	Healthiest You		12.00	400.00	4,800.00
2023-2024	Life & AD&D 10% Increase for 2024		4.00	2,200.00	8,800.00
2023-2024	Metlife 15% Increase for 2024		4.00	7,475.00	29,900.00
2023-2024	Metlife Dental/Vision		8.00	6,500.00	52,000.00
2023-2024	Metlife Life & ADD		8.00	2,000.00	16,000.00
01-60-612300	FEDERAL PAYROLL TAXES	351,330.08			
Budget Detail					
Budget Code	Description		Units	Price	Amount
2023-2024	Medicare		1.00	66,591.98	66,591.98
2023-2024	Social Security		1.00	284,738.10	284,738.10

Budget Listing

For Fiscal: 2023-2024 Period Ending: 04/30/2024

Account Number	Account Name	2023-2024 2023-2024			
01-60-612800	STATE UNEMPLOYMENT	13,780.00			
Budget Detail					
Budget Code	Description		Units	Price	Amount
2023-2024	Rate 2.65% on 13000		1.00	13,780.00	13,780.00
01-60-613100	TRAVEL	11,400.00			
Budget Detail					
Budget Code	Description		Units	Price	Amount
2023-2024	ISTHA Tolls		12.00	350.00	4,200.00
2023-2024	GM Auto Allowance		12.00	500.00	6,000.00
2023-2024	Non Commission Vehicles		1.00	600.00	600.00
2023-2024	Parking		12.00	50.00	600.00
01-60-613200	TRAINING	77,250.00			
Budget Detail					
Budget Code	Description		Units	Price	Amount
2023-2024	Administrative Classes		5.00	350.00	1,750.00
2023-2024	AUTOCAD		1.00	2,000.00	2,000.00
2023-2024	Electrical Training		12.00	650.00	7,800.00
2023-2024	HR Training		1.00	4,000.00	4,000.00
2023-2024	Incode Training		1.00	2,000.00	2,000.00
2023-2024	Infor/GISTraining		2.00	5,000.00	10,000.00
2023-2024	Instrumentation Classes		8.00	500.00	4,000.00
2023-2024	IT Certificates		2.00	3,000.00	6,000.00
2023-2024	Mgr/Supervisor training		5.00	1,000.00	5,000.00
2023-2024	NACE Training		3.00	6,000.00	18,000.00
2023-2024	New GPS Equipment Training		1.00	7,500.00	7,500.00
2023-2024	O&M Classes		12.00	300.00	3,600.00
2023-2024	Underground Storage Tank		2.00	800.00	1,600.00
2023-2024	Water Operator Continuing Ed		20.00	200.00	4,000.00
01-60-613301	CONFERENCES	69,300.00			
Budget Detail					
Budget Code	Description		Units	Price	Amount
2023-2024	AMWA Conference		2.00	3,000.00	6,000.00
2023-2024	AWWA ACE		3.00	3,000.00	9,000.00
2023-2024	Corrosion Protection Conference		4.00	1,500.00	6,000.00
2023-2024	ESRI Conference		1.00	3,000.00	3,000.00
2023-2024	ILGFOA		1.00	1,500.00	1,500.00
2023-2024	ILGISA Conference		2.00	300.00	600.00
2023-2024	INFOR Conference		2.00	3,000.00	6,000.00
2023-2024	IPSI Conference		6.00	2,000.00	12,000.00
2023-2024	IRTHNET User Conference		1.00	2,000.00	2,000.00
2023-2024	ISAWWA Annual Mtg		6.00	1,200.00	7,200.00
2023-2024	Misc Conference		4.00	2,500.00	10,000.00
2023-2024	National Safety Conference		2.00	3,000.00	6,000.00
01-60-613302	TUITION REIMBURSEMENT	20,000.00			
Budget Detail					
Budget Code	Description		Units	Price	Amount
2023-2024	Tuition Reimbursement		4.00	5,000.00	20,000.00
01-60-619100	OTHER PERSONNEL COSTS	25,500.00			
Budget Detail					
Budget Code	Description		Units	Price	Amount
2023-2024	Annual Physicals and Medical Testing		30.00	350.00	10,500.00
2023-2024	Employee Assistance Program		4.00	450.00	1,800.00
2023-2024	Employee Background Checks		6.00	150.00	900.00
2023-2024	Employee Onboarding		6.00	400.00	2,400.00

Budget Listing

For Fiscal: 2023-2024 Period Ending: 04/30/2024

Account Number	Account Name	2023-2024 2023-2024			
2023-2024	Employment Recruitment		6.00	1,000.00	6,000.00
2023-2024	Pre-employment Physicals		6.00	350.00	2,100.00
2023-2024	Security at Commission Mtg		12.00	150.00	1,800.00
01-60-621000	WATER CONSERVATION PROGRAM	11,000.00			
Budget Detail					
Budget Code	Description		Units	Price	Amount
2023-2024	Consulting		1.00	1,000.00	1,000.00
2023-2024	Resources		1.00	10,000.00	10,000.00
01-60-623300	TRUST SERVICES & BANK CHARGE	138,000.00			
Budget Detail					
Budget Code	Description		Units	Price	Amount
2023-2024	Banking Fees		12.00	500.00	6,000.00
2023-2024	Investment Advisory		1.00	132,000.00	132,000.00
01-60-625100	LEGAL SERVICES- GENERAL	100,000.00			
Budget Detail					
Budget Code	Description		Units	Price	Amount
2023-2024	General		1.00	100,000.00	100,000.00
01-60-625300	LEGAL SERVICES- SPECIAL	150,000.00			
Budget Detail					
Budget Code	Description		Units	Price	Amount
2023-2024	As Required		1.00	150,000.00	150,000.00
01-60-625800	LEGAL NOTICES	32,500.00			
Budget Detail					
Budget Code	Description		Units	Price	Amount
2023-2024	Admin Legal Notices		1.00	8,500.00	8,500.00
2023-2024	Operations Legal Notices		6.00	1,000.00	6,000.00
2023-2024	Project Legal Notices		10.00	1,000.00	10,000.00
2023-2024	Treasurers Report		1.00	8,000.00	8,000.00
01-60-626000	AUDIT SERVICES	33,000.00			
Budget Detail					
Budget Code	Description		Units	Price	Amount
2023-2024	Audit		1.00	33,000.00	33,000.00
01-60-628000	CONSULTING SERVICES	378,000.00			
Budget Detail					
Budget Code	Description		Units	Price	Amount
2023-2024	Actuarial Consultants		1.00	3,000.00	3,000.00
2023-2024	Application Development		1.00	15,000.00	15,000.00
2023-2024	Communications Consultant		1.00	10,000.00	10,000.00
2023-2024	Document Management		1.00	5,000.00	5,000.00
2023-2024	Electrical Supply Consult		1.00	5,000.00	5,000.00
2023-2024	Engineering Consultant		1.00	100,000.00	100,000.00
2023-2024	HR Consultants		1.00	75,000.00	75,000.00
2023-2024	Incode Finance Programming		1.00	5,000.00	5,000.00
2023-2024	Infor Services		4.00	10,000.00	40,000.00
2023-2024	Miscellaneous		1.00	60,000.00	60,000.00
2023-2024	Network Consultants		1.00	40,000.00	40,000.00
2023-2024	Stand Operating Procedures		1.00	3,000.00	3,000.00
2023-2024	Virtual Server Upgrade Consultant		1.00	12,000.00	12,000.00
2023-2024	Website Improvement		1.00	5,000.00	5,000.00
01-60-629000	CONTRACTUAL SERVICES	901,100.00			

Account Number	Account Name	2023-2024 2023-2024			
Budget Detail					
Budget Code	Description		Units	Price	Amount
2023-2024	Accounting Service		12.00	6,250.00	75,000.00
2023-2024	Annual Freq Protection		1.00	500.00	500.00
2023-2024	Annual UPS Maintenance		1.00	17,500.00	17,500.00
2023-2024	Cloud Backup Service		1.00	35,000.00	35,000.00
2023-2024	Comprehensive IT Security		1.00	160,000.00	160,000.00
2023-2024	Custodial Service		12.00	3,400.00	40,800.00
2023-2024	Cyber Security Duo/KnowB4		1.00	7,600.00	7,600.00
2023-2024	Document Scanning		1.00	50,000.00	50,000.00
2023-2024	dpwc.org Web Hosting		12.00	160.00	1,920.00
2023-2024	Elevator Service Contract		12.00	200.00	2,400.00
2023-2024	Exterminator Service		12.00	300.00	3,600.00
2023-2024	Fiber Service Lines		12.00	1,200.00	14,400.00
2023-2024	Fire Alarm Panel Service		12.00	1,300.00	15,600.00
2023-2024	Floor Mat Service		12.00	840.00	10,080.00
2023-2024	Generator Service and PM		1.00	85,000.00	85,000.00
2023-2024	GPS Vehicle Tracking		12.00	400.00	4,800.00
2023-2024	Hach Instrumentation Maintenance		20.00	2,000.00	40,000.00
2023-2024	HSQ Maintenance Contract		1.00	18,000.00	18,000.00
2023-2024	HVAC Service and Controls Contract		1.00	25,000.00	25,000.00
2023-2024	IRTHNET Service/Storage		1.00	24,000.00	24,000.00
2023-2024	Landscaping Services		7.00	7,900.00	55,300.00
2023-2024	Native Landscape		1.00	18,000.00	18,000.00
2023-2024	Network Monitoring		12.00	5,400.00	64,800.00
2023-2024	Offsite Document Storage		12.00	1,000.00	12,000.00
2023-2024	Overhead Door Service Contract		1.00	7,000.00	7,000.00
2023-2024	Parking Lot Maintenance		1.00	25,000.00	25,000.00
2023-2024	Rating Agency Annual Fees		1.00	4,000.00	4,000.00
2023-2024	Refuse Service		12.00	950.00	11,400.00
2023-2024	Server Hardware Agreement		1.00	20,000.00	20,000.00
2023-2024	Telephone System Maintenance		1.00	12,000.00	12,000.00
2023-2024	Terrazzo Floor Maintenance		1.00	20,000.00	20,000.00
2023-2024	Window Cleaning Service		12.00	1,700.00	20,400.00
01-60-641100	GENERAL LIABILITY INSURANCE	164,000.00			
Budget Detail					
Budget Code	Description		Units	Price	Amount
2023-2024	Crime		1.00	5,000.00	5,000.00
2023-2024	Cyber		1.00	75,000.00	75,000.00
2023-2024	General Liability		1.00	55,000.00	55,000.00
2023-2024	Pollution (1/3 of Premium)		1.00	24,000.00	24,000.00
2023-2024	UST		1.00	5,000.00	5,000.00
01-60-641200	PUBLIC OFFICIAL LIABILITY	24,300.00			
Budget Detail					
Budget Code	Description		Units	Price	Amount
2023-2024	Commissioners' Bond		1.00	3,000.00	3,000.00
2023-2024	General Manager's Bond		1.00	16,000.00	16,000.00
2023-2024	Treasurer's Bond		1.00	5,300.00	5,300.00
01-60-641500	WORKER'S COMPENSATION	145,000.00			
Budget Detail					
Budget Code	Description		Units	Price	Amount
2023-2024	Illinois Public Risk Fund		1.00	145,000.00	145,000.00
01-60-641600	EXCESS LIABILITY COVERAGE	70,000.00			

Budget Listing

For Fiscal: 2023-2024 Period Ending: 04/30/2024

Account Number	Account Name	2023-2024 2023-2024			
Budget Detail					
Budget Code	Description		Units	Price	Amount
2023-2024	Umbrella		1.00	70,000.00	70,000.00
01-60-642100	PROPERTY INSURANCE	455,000.00			
Budget Detail					
Budget Code	Description		Units	Price	Amount
2023-2024	Insurance Fees		1.00	40,000.00	40,000.00
2023-2024	Property		1.00	415,000.00	415,000.00
01-60-642200	AUTOMOBILE INSURANCE	30,000.00			
Budget Detail					
Budget Code	Description		Units	Price	Amount
2023-2024	AUTO		1.00	30,000.00	30,000.00
01-60-649100	SELF INSURANCE PROPERTY	100,000.00			
Budget Detail					
Budget Code	Description		Units	Price	Amount
2023-2024	Above & Below Ground 1 Incident		1.00	100,000.00	100,000.00
01-60-651200	GENERATOR DIESEL FUEL	112,500.00			
Budget Detail					
Budget Code	Description		Units	Price	Amount
2023-2024	Diesel Fuel		25,000.00	4.50	112,500.00
01-60-651300	NATURAL GAS	33,000.00			
Budget Detail					
Budget Code	Description		Units	Price	Amount
2023-2024	Natural Gas Service		1.00	33,000.00	33,000.00
01-60-651401	TELEPHONE	76,660.00			
Budget Detail					
Budget Code	Description		Units	Price	Amount
2023-2024	Cellular Service		12.00	3,500.00	42,000.00
2023-2024	CP Cellular RTU Charge		12.00	180.00	2,160.00
2023-2024	DPPS Telephone Services		12.00	1,375.00	16,500.00
2023-2024	Endpoint Annual Cellular		1.00	2,500.00	2,500.00
2023-2024	Fiber Internet		12.00	250.00	3,000.00
2023-2024	Internet		12.00	375.00	4,500.00
2023-2024	Phones and Supplies		1.00	6,000.00	6,000.00
01-60-651403	RADIOS	26,280.00			
Budget Detail					
Budget Code	Description		Units	Price	Amount
2023-2024	Handheld Radios		3.00	3,000.00	9,000.00
2023-2024	STARCOM21		12.00	1,440.00	17,280.00
01-60-651404	REPAIRS & EQUIPMENT	3,000.00			
Budget Detail					
Budget Code	Description		Units	Price	Amount
2023-2024	Cellular Repair		1.00	1,000.00	1,000.00
2023-2024	Radio Maintenance		12.00	100.00	1,200.00
2023-2024	Vehicle Radio Removal/Replacement		1.00	800.00	800.00
01-60-652100	OFFICE SUPPLIES	28,220.00			
Budget Detail					
Budget Code	Description		Units	Price	Amount
2023-2024	Check Stock		1.00	500.00	500.00
2023-2024	General Office Supplies		12.00	2,210.00	26,520.00
2023-2024	Print supplies		2.00	600.00	1,200.00

Budget Listing

For Fiscal: 2023-2024 Period Ending: 04/30/2024

Account Number	Account Name	2023-2024 2023-2024			
01-60-652200	BOOKS & PUBLICATIONS	8,050.00			
Budget Detail					
Budget Code	Description	Units	Price	Amount	
2023-2024	Blue Book Subscription	1.00	5,000.00	5,000.00	
2023-2024	Eng News Record	1.00	300.00	300.00	
2023-2024	GIS Books	1.00	250.00	250.00	
2023-2024	HR & Employment References	1.00	500.00	500.00	
2023-2024	Standards & References	1.00	1,000.00	1,000.00	
2023-2024	Training References	1.00	1,000.00	1,000.00	
01-60-653100	PRINTING- GENERAL	15,100.00			
Budget Detail					
Budget Code	Description	Units	Price	Amount	
2023-2024	Business Cards	6.00	100.00	600.00	
2023-2024	Construction Plan Printing	2.00	5,000.00	10,000.00	
2023-2024	Forms	1.00	200.00	200.00	
2023-2024	Large Print Jobs	1.00	1,000.00	1,000.00	
2023-2024	Letterhead	1.00	800.00	800.00	
2023-2024	Photos	1.00	500.00	500.00	
2023-2024	Printing & Mounting	1.00	2,000.00	2,000.00	
01-60-653200	POSTAGE & DELIVERY	6,400.00			
Budget Detail					
Budget Code	Description	Units	Price	Amount	
2023-2024	Overnight Delivery Misc	12.00	300.00	3,600.00	
2023-2024	Overnight Service Board	4.00	100.00	400.00	
2023-2024	US Postal Service	12.00	200.00	2,400.00	
01-60-654000	PROFESSIONAL DUES	19,425.00			
Budget Detail					
Budget Code	Description	Units	Price	Amount	
2023-2024	Alliance for Water Efficiency	1.00	2,500.00	2,500.00	
2023-2024	AWWA & AMWA Commission Dues	1.00	12,000.00	12,000.00	
2023-2024	GFOA Dues	1.00	250.00	250.00	
2023-2024	IEPA Operators Certification Renewals	20.00	40.00	800.00	
2023-2024	IL GFOA	1.00	500.00	500.00	
2023-2024	ILGISA Membership Dues	1.00	100.00	100.00	
2023-2024	ISA Membership Dues	2.00	250.00	500.00	
2023-2024	Membership IFMA	1.00	325.00	325.00	
2023-2024	Mid Central Water Works	2.00	125.00	250.00	
2023-2024	NACE Dues	5.00	300.00	1,500.00	
2023-2024	Operators License	7.00	100.00	700.00	
01-60-655000	REPAIRS & MAINT- OFFICE EQUI	7,620.00			
Budget Detail					
Budget Code	Description	Units	Price	Amount	
2023-2024	Copier Maint	12.00	350.00	4,200.00	
2023-2024	Postage Meter Rental	4.00	630.00	2,520.00	
2023-2024	Postage Meter Repairs	1.00	900.00	900.00	
01-60-656000	REPAIRS & MAINT- BLDGS & GRN	289,000.00			
Budget Detail					
Budget Code	Description	Units	Price	Amount	
2023-2024	110 KW Generator Repairs	1.00	10,000.00	10,000.00	
2023-2024	Aerial Lift Service	1.00	2,000.00	2,000.00	
2023-2024	Battery Repair & Service	4.00	500.00	2,000.00	
2023-2024	Building Supplies	12.00	1,500.00	18,000.00	
2023-2024	City Elevator Inspection	2.00	500.00	1,000.00	
2023-2024	Crane Inspections & Repairs	1.00	5,000.00	5,000.00	

Budget Listing

For Fiscal: 2023-2024 Period Ending: 04/30/2024

Account Number	Account Name	2023-2024 2023-2024			
2023-2024	Custodial Supplies	12.00	800.00	9,600.00	
2023-2024	Elevator repairs	1.00	20,000.00	20,000.00	
2023-2024	Facility Painting	1.00	40,000.00	40,000.00	
2023-2024	Fire Alarm Wireless Monitor Service	1.00	2,000.00	2,000.00	
2023-2024	Fire Extinguisher Service	1.00	2,000.00	2,000.00	
2023-2024	Forklift Truck Repair	2.00	1,200.00	2,400.00	
2023-2024	Fuel System Testing	1.00	5,000.00	5,000.00	
2023-2024	HVAC Systems & Modifications	1.00	20,000.00	20,000.00	
2023-2024	Police & Fire Protection	1.00	69,000.00	69,000.00	
2023-2024	Quick Response Electrical Work	1.00	40,000.00	40,000.00	
2023-2024	Rock Salt & Icemelt	1.00	11,000.00	11,000.00	
2023-2024	Security System Maintenance	1.00	30,000.00	30,000.00	
01-60-658000	COMPUTER SOFTWARE			40,200.00	
Budget Detail					
Budget Code	Description	Units	Price	Amount	
2023-2024	Document Management System	1.00	15,000.00	15,000.00	
2023-2024	Misc Software Programs	1.00	5,000.00	5,000.00	
2023-2024	Misc. GIS software	1.00	200.00	200.00	
2023-2024	Network Upgrades	1.00	20,000.00	20,000.00	
01-60-659000	COMPUTER/SOFTWARE MAINTENANCE			179,600.00	
Budget Detail					
Budget Code	Description	Units	Price	Amount	
2023-2024	AUTOCAD License	1.00	4,500.00	4,500.00	
2023-2024	ESRI Software Maint.	1.00	16,150.00	16,150.00	
2023-2024	Handheld GPS Unit Configuration/Maint	1.00	2,100.00	2,100.00	
2023-2024	Incode Software	1.00	25,000.00	25,000.00	
2023-2024	Infor Hexagon Software Maint	1.00	55,000.00	55,000.00	
2023-2024	LOGMEIN	1.00	900.00	900.00	
2023-2024	Medeco XT Security System	1.00	5,000.00	5,000.00	
2023-2024	Office 365 Government	1.00	16,000.00	16,000.00	
2023-2024	Sharepoint Migration	1.00	25,000.00	25,000.00	
2023-2024	Software License Renewals	1.00	29,950.00	29,950.00	
01-60-659100	OTHER ADMINISTRATIVE EXPENSE			13,500.00	
Budget Detail					
Budget Code	Description	Units	Price	Amount	
2023-2024	Background Checks (Contractors)	50.00	150.00	7,500.00	
2023-2024	Meeting Expenses	1.00	5,000.00	5,000.00	
2023-2024	Retirement Plaques	5.00	200.00	1,000.00	
01-60-661101	WATER BILLING			117,977,061.98	
Budget Detail					
Budget Code	Description	Units	Price	Amount	
2023-2024	Water Purchase	25,986,1...	4.54	117,977,061.98	
01-60-661102	ELECTRICITY			2,000,000.00	
Budget Detail					
Budget Code	Description	Units	Price	Amount	
2023-2024	LPS Electrical Charges	1.00	2,000,000.00	2,000,000.00	
01-60-661103	OPERATIONS & MAINTENANCE			780,000.00	
Budget Detail					
Budget Code	Description	Units	Price	Amount	
2023-2024	LPS 50% O&M Charges	12.00	65,000.00	780,000.00	
01-60-661104	MAJOR MAINTENANCE			250,000.00	

Budget Listing

For Fiscal: 2023-2024 Period Ending: 04/30/2024

Account Number	Account Name	2023-2024 2023-2024			
Budget Detail					
Budget Code	Description		Units	Price	Amount
2023-2024	Major Repairs		1.00	200,000.00	200,000.00
2023-2024	Misc Projects		1.00	50,000.00	50,000.00
01-60-661201	PUMP STATION	2,750,000.00			
Budget Detail					
Budget Code	Description		Units	Price	Amount
2023-2024	DPS Electrical Charges		1.00	2,750,000.00	2,750,000.00
01-60-661202	METER STATION, ROV, TANK SITE	176,000.00			
Budget Detail					
Budget Code	Description		Units	Price	Amount
2023-2024	COMED Accts		1.00	165,000.00	165,000.00
2023-2024	Naper Accts		1.00	11,000.00	11,000.00
01-60-661300	WATER CHEMICALS	57,900.00			
Budget Detail					
Budget Code	Description		Units	Price	Amount
2023-2024	Calcium Hypochlorite (Standpipes)		6.00	150.00	900.00
2023-2024	De-Chlor Chemicals		6.00	2,000.00	12,000.00
2023-2024	Sodium Hypochorite		12.00	3,750.00	45,000.00
01-60-661400	WATER TESTING	101,744.00			
Budget Detail					
Budget Code	Description		Units	Price	Amount
2023-2024	Analyzers, Supplies & Equipment		1.00	47,000.00	47,000.00
2023-2024	CL17 Maintenance Kits		4.00	4,941.00	19,764.00
2023-2024	CL17 Reagents for Meter Stations		12.00	1,915.00	22,980.00
2023-2024	IEPA Lab Testing Program		1.00	5,000.00	5,000.00
2023-2024	Suburban Lab (Misc)		1.00	7,000.00	7,000.00
01-60-662100	PUMPING SERVICES	534,300.00			
Budget Detail					
Budget Code	Description		Units	Price	Amount
2023-2024	Backflow Preventor Service		1.00	5,000.00	5,000.00
2023-2024	Breaker Maintenance		1.00	30,000.00	30,000.00
2023-2024	Chlorine Feed Sys Repair		2.00	2,500.00	5,000.00
2023-2024	Compressed gases		12.00	75.00	900.00
2023-2024	Compressor Repair		3.00	1,500.00	4,500.00
2023-2024	Electrical Supplies		12.00	450.00	5,400.00
2023-2024	Electrical Switchgear		1.00	5,000.00	5,000.00
2023-2024	Highlift Pump Repair		1.00	400,000.00	400,000.00
2023-2024	Mechanical Seals		1.00	5,000.00	5,000.00
2023-2024	Multilin Replacement		4.00	1,600.00	6,400.00
2023-2024	Oil/Lubricants		12.00	300.00	3,600.00
2023-2024	Pump Vibration Testing		1.00	15,000.00	15,000.00
2023-2024	Pumps Footing/Sump		12.00	400.00	4,800.00
2023-2024	Relay Calibration		1.00	15,000.00	15,000.00
2023-2024	Small Tools / Equipment		12.00	600.00	7,200.00
2023-2024	Spare Motors		12.00	200.00	2,400.00
2023-2024	Thermoscaning Service		1.00	15,000.00	15,000.00
2023-2024	Valves & Actuators		12.00	300.00	3,600.00
2023-2024	Waste Oil Disposal		2.00	250.00	500.00
01-60-662300	METER TESTING & REPAIRS	40,500.00			
Budget Detail					
Budget Code	Description		Units	Price	Amount
2023-2024	Annual Scale Calibration		1.00	4,500.00	4,500.00
2023-2024	Meter Parts		1.00	6,000.00	6,000.00

Budget Listing

For Fiscal: 2023-2024 Period Ending: 04/30/2024

Account Number	Account Name	2023-2024 2023-2024			
2023-2024	Test Bench Repairs		1.00	30,000.00	30,000.00
01-60-662400	SCADA / INSTRUMENTATION	47,900.00			
Budget Detail					
Budget Code	Description		Units	Price	Amount
2023-2024	Annual Test Equipment Cal		1.00	4,000.00	4,000.00
2023-2024	Backup Telemetry Repairs		1.00	2,000.00	2,000.00
2023-2024	Instrumentation		1.00	16,000.00	16,000.00
2023-2024	Repair Circuit Boards		1.00	3,000.00	3,000.00
2023-2024	Replacement of RTU Batteries		100.00	75.00	7,500.00
2023-2024	SCADA Antenna Maintenance		1.00	3,000.00	3,000.00
2023-2024	SCADA Backhaul		12.00	200.00	2,400.00
2023-2024	SCADA Radio Repairs		1.00	10,000.00	10,000.00
01-60-662500	EQUIPMENT RENTAL	6,000.00			
Budget Detail					
Budget Code	Description		Units	Price	Amount
2023-2024	Tools & Equipment Rental		1.00	6,000.00	6,000.00
01-60-662600	UNIFORMS	22,000.00			
Budget Detail					
Budget Code	Description		Units	Price	Amount
2023-2024	Uniform Replacements		1.00	15,000.00	15,000.00
2023-2024	Work Boot		1.00	7,000.00	7,000.00
01-60-662700	SAFETY	179,020.00			
Budget Detail					
Budget Code	Description		Units	Price	Amount
2023-2024	Consultant Services		1.00	90,000.00	90,000.00
2023-2024	Contract Training		1.00	28,920.00	28,920.00
2023-2024	Equipment/Supplies		1.00	11,000.00	11,000.00
2023-2024	In-House Training Material		1.00	2,000.00	2,000.00
2023-2024	NSC Dues and Subscriptions		1.00	2,900.00	2,900.00
2023-2024	Professional Development		1.00	10,000.00	10,000.00
2023-2024	Safety & First Aid		12.00	350.00	4,200.00
2023-2024	Work Zone Safety/Lane Closure		15.00	2,000.00	30,000.00
01-60-663100	PIPELINE REPAIRS	1,350,000.00			
Budget Detail					
Budget Code	Description		Units	Price	Amount
2023-2024	Major Pipe Repair		1.00	750,000.00	750,000.00
2023-2024	Manhole Repairs and Adjustments		1.00	300,000.00	300,000.00
2023-2024	Valve Assessments		1.00	300,000.00	300,000.00
01-60-663200	COR TESTING & MITIGATION	345,000.00			
Budget Detail					
Budget Code	Description		Units	Price	Amount
2023-2024	Testing & Repairs - Misc		1.00	45,000.00	45,000.00
2023-2024	Testing & Repairs - Pipeline		1.00	300,000.00	300,000.00
01-60-663300	REMOTE FACILITIES MAINTENANCE	398,600.00			
Budget Detail					
Budget Code	Description		Units	Price	Amount
2023-2024	Fencing Repairs		1.00	3,000.00	3,000.00
2023-2024	Hoist Inspections		1.00	15,000.00	15,000.00
2023-2024	Landscaping Maintenance / Tanksites		1.00	50,000.00	50,000.00
2023-2024	Minor Facility Repairs		1.00	120,000.00	120,000.00
2023-2024	Quick Response Electrical Work		1.00	65,000.00	65,000.00
2023-2024	Quick Response Non-Electrical Work		1.00	50,000.00	50,000.00
2023-2024	Repair Parts		12.00	3,300.00	39,600.00

Budget Listing

For Fiscal: 2023-2024 Period Ending: 04/30/2024

Account Number	Account Name	2023-2024 2023-2024			
2023-2024	Sealcoat Tanksite Asphalt	1.00	12,000.00	12,000.00	
2023-2024	Standpipe Cleaning	1.00	40,000.00	40,000.00	
2023-2024	Tool Replacement	1.00	4,000.00	4,000.00	
01-60-663400	PLAN REVIEW- PIPELINE CONFLI	53,000.00			
Budget Detail					
Budget Code	Description	Units	Price	Amount	
2023-2024	JULIE Notification	4.00	11,500.00	46,000.00	
2023-2024	Locating Flags	1.00	2,000.00	2,000.00	
2023-2024	Paint for JULIE Locating	1.00	5,000.00	5,000.00	
01-60-663700	PIPELINE SUPPLIES	104,000.00			
Budget Detail					
Budget Code	Description	Units	Price	Amount	
2023-2024	CP Test Stations	1.00	19,000.00	19,000.00	
2023-2024	Misc Equipment	1.00	10,000.00	10,000.00	
2023-2024	Misc Supplies	1.00	75,000.00	75,000.00	
01-60-664000	MACHINERY & EQUIP- NON CAP	21,150.00			
Budget Detail					
Budget Code	Description	Units	Price	Amount	
2023-2024	Desks	2.00	1,500.00	3,000.00	
2023-2024	Miscellaneous Pipeline Equipment Repairs	1.00	4,000.00	4,000.00	
2023-2024	Office Upgrades	1.00	10,000.00	10,000.00	
2023-2024	Traffic Barricades Batteries	1.00	250.00	250.00	
2023-2024	Utility Vehicle Tools	1.00	3,900.00	3,900.00	
01-60-664100	REPAIRS & MAINT- VEHICLES	39,500.00			
Budget Detail					
Budget Code	Description	Units	Price	Amount	
2023-2024	Oil Changes	1.00	3,500.00	3,500.00	
2023-2024	Vehicle Maintenance	12.00	3,000.00	36,000.00	
01-60-664200	FUEL- VEHICLES	45,000.00			
Budget Detail					
Budget Code	Description	Units	Price	Amount	
2023-2024	TM Bulk Fuel Purchase	24.00	1,875.00	45,000.00	
01-60-664300	LICENSES- VEHICLES	3,300.00			
Budget Detail					
Budget Code	Description	Units	Price	Amount	
2023-2024	City of Elmhurst	1.00	3,000.00	3,000.00	
2023-2024	State of IL	2.00	150.00	300.00	
01-60-681000	LEASES	1,000.00			
Budget Detail					
Budget Code	Description	Units	Price	Amount	
2023-2024	ISTHA Pipe Crossings	1.00	500.00	500.00	
2023-2024	ISTHA SCADA Antenna Use	1.00	500.00	500.00	
01-60-682000	PERMITS & FEES	6,200.00			
Budget Detail					
Budget Code	Description	Units	Price	Amount	
2023-2024	Cook County Maywood Easemt	1.00	3,500.00	3,500.00	
2023-2024	DPCH Permit Fees	1.00	2,200.00	2,200.00	
2023-2024	Highway Permits	5.00	100.00	500.00	
01-60-685100	COMPUTERS	82,500.00			
Budget Detail					
Budget Code	Description	Units	Price	Amount	
2023-2024	Handheld GPS Receiver	1.00	1,000.00	1,000.00	

Budget Listing

For Fiscal: 2023-2024 Period Ending: 04/30/2024

Account Number	Account Name	2023-2024 2023-2024			
2023-2024	Misc Hardware and Repairs		1.00	6,000.00	6,000.00
2023-2024	Network Hardware		1.00	30,000.00	30,000.00
2023-2024	Printers / Scanner		4.00	750.00	3,000.00
2023-2024	Replacement Computers		10.00	1,000.00	10,000.00
2023-2024	Replacement Laptops		4.00	2,500.00	10,000.00
2023-2024	Server Racks		3.00	2,500.00	7,500.00
2023-2024	Tablet Devices		10.00	1,500.00	15,000.00
01-60-685200	OFFICE FURNITURE & EQUIPMT	29,000.00			
Budget Detail					
Budget Code	Description		Units	Price	Amount
2023-2024	Office Furniture		1.00	10,000.00	10,000.00
2023-2024	Servers		1.00	19,000.00	19,000.00
01-60-685600	MACHINERY & EQUIPMENT	176,000.00			
Budget Detail					
Budget Code	Description		Units	Price	Amount
2023-2024	CL17 Analyzers at Meter Stations		6.00	10,000.00	60,000.00
2023-2024	Fencing		1.00	20,000.00	20,000.00
2023-2024	Handheld GPS Receiver		1.00	11,000.00	11,000.00
2023-2024	PCCP Adaptors		1.00	75,000.00	75,000.00
2023-2024	Standpipe Mixer		1.00	10,000.00	10,000.00
01-60-685800	CAPITALIZED EQUIP	-205,000.00			
01-60-686000	VEHICLES	196,000.00			
Budget Detail					
Budget Code	Description		Units	Price	Amount
2023-2024	SUV - Administration		1.00	48,000.00	48,000.00
2023-2024	SUV - Pipeline & Remote Facilities		1.00	48,000.00	48,000.00
2023-2024	Truck - Pipeline & Remote Facilities		1.00	100,000.00	100,000.00
01-60-686800	CAPITALIZED VEHICLE PURCHASES	-196,000.00			
01-60-692000	DEPRECIATION- TRANS MAINS	5,100,000.00			
Budget Detail					
Budget Code	Description		Units	Price	Amount
2023-2024	DEPRECIATION		1.00	5,100,000.00	5,100,000.00
01-60-693000	DEPRECIATION- BUILDINGS	3,400,000.00			
Budget Detail					
Budget Code	Description		Units	Price	Amount
2023-2024	DEPRECIATION		1.00	3,400,000.00	3,400,000.00
01-60-694000	DEPRECIATION-PUMPING EQUIPMENT	1,840,000.00			
Budget Detail					
Budget Code	Description		Units	Price	Amount
2023-2024	DEPRECIATION		1.00	1,840,000.00	1,840,000.00
01-60-695200	DEPRECIATION- OFFICE FURN &	190,000.00			
Budget Detail					
Budget Code	Description		Units	Price	Amount
2023-2024	DEPRECIATION		1.00	190,000.00	190,000.00
01-60-696000	DEPRECIATION- VEHICLES	182,000.00			
Budget Detail					
Budget Code	Description		Units	Price	Amount
2023-2024	DEPRECIATION		1.00	182,000.00	182,000.00
01-60-722200	DPS BUILDINGS REHAB & MAINT	950,000.00			
Budget Detail					
Budget Code	Description		Units	Price	Amount
2023-2024	DPS Building Improvements		1.00	200,000.00	200,000.00

Budget Listing

For Fiscal: 2023-2024 Period Ending: 04/30/2024

Account Number	Account Name	2023-2024 2023-2024			
2023-2024	DPS Coatings Rehabilitation		1.00	500,000.00	500,000.00
2023-2024	Storage Building / Mezzanine		1.00	250,000.00	250,000.00
01-60-722202	DPS VALVE REPLACEMENT	500,000.00			
Budget Detail					
Budget Code	Description		Units	Price	Amount
2023-2024	DPS Valve Replacement		1.00	500,000.00	500,000.00
01-60-722300	GENERATION BUILDING REHAB & MAINT	4,800,000.00			
01-60-751200	CATHODIC PROTECTION	750,000.00			
Budget Detail					
Budget Code	Description		Units	Price	Amount
2023-2024	Cathodic Protection/Construction		1.00	750,000.00	750,000.00
01-60-771000	VALVE REHAB & REPLACEMENT	500,000.00			
Budget Detail					
Budget Code	Description		Units	Price	Amount
2023-2024	ROV and Large Valve Repairs and Upgrades		1.00	500,000.00	500,000.00
01-60-771200	CONDITION ASSESSMENT	500,000.00			
Budget Detail					
Budget Code	Description		Units	Price	Amount
2023-2024	Condition Assessment & Related Projects		1.00	500,000.00	500,000.00
01-60-771700	REPLACEMENT OF SCADA SYSTEM	6,800,000.00			
Budget Detail					
Budget Code	Description		Units	Price	Amount
2023-2024	Replacement of SCADA Radio System		1.00	300,000.00	300,000.00
2023-2024	Replacement of SCADA System		1.00	6,500,000.00	6,500,000.00
01-60-772500	ALTERNATIVE WATER SOURCE	1,000,000.00			
Budget Detail					
Budget Code	Description		Units	Price	Amount
2023-2024	Alternative Water Source		1.00	1,000,000.00	1,000,000.00
01-60-798000	CAPITALIZED FIXED ASSETS	-15,800,000.00			
01-80-850001	METERING STATION	1,000,000.00			
Budget Detail					
Budget Code	Description		Units	Price	Amount
2023-2024	Lombard Metering Station		1.00	1,000,000.00	1,000,000.00
01-80-852001	AQUA ILLINOIS	2,000,000.00			
Budget Detail					
Budget Code	Description		Units	Price	Amount
2023-2024	Aqua Illinois - Oak Brook Connections		1.00	2,000,000.00	2,000,000.00
01-80-852010	MONTGOMERY/OSWEGO/YORKVILLE	1,200,000.00			
Budget Detail					
Budget Code	Description		Units	Price	Amount
2023-2024	MOY Engineering		1.00	1,000,000.00	1,000,000.00
2023-2024	MOY Property Interests		1.00	200,000.00	200,000.00
01-80-899000	CONTRIBUTED/CAPITALIZED FIXED ASSETS	-4,200,000.00			
		Total Expense:			148,095,668.56
		Report Total:			-6,863,040.01



Ordinance #: O-2-23

Account: 01-511100 and 01-511200

Approvals: *Author / Manager / Finance / Admin*

CAP - CAP PDM

REQUEST FOR BOARD ACTION

Date: 4/3/2023

Description: **An Ordinance Establishing A Rate for Operation and Maintenance Costs for the Fiscal Year Commencing May 1, 2023 and Ending April 30, 2024**

Agenda Section: Finance Committee

Originating Department: Finance

Ordinance No. O-2-23 would establish a rate of \$5.39 per 1,000 gallons of water for Operation and Maintenance Costs for the period of May 1, 2023 through April 30, 2024 in accordance with the Annual Management Budget that appears on the agenda as Ordinance No. O-1-23 and that was approved for distribution in tentative form at the February 16, 2023, Board meeting.

Recommended Motion:

To adopt Ordinance No. O-2-23

DUPAGE WATER COMMISSION

ORDINANCE NO. O-2-23

AN ORDINANCE ESTABLISHING A RATE FOR
OPERATION AND MAINTENANCE COSTS
FOR THE FISCAL YEAR COMMENCING
MAY 1, 2023 AND ENDING APRIL 30, 2024

WHEREAS, pursuant to Section 11-135-5 of the Illinois Municipal Code, 65 ILCS 5/11-135-5, the DuPage Water Commission (the “Commission”) is required to establish, by ordinance, rates and charges for water which are sufficient at all times to pay, among other things, Operation and Maintenance Costs; and

WHEREAS, pursuant to that certain Water Purchase and Sale Contract dated as of June 11, 1986, by and between the Commission and its Charter Customers (the “Charter Customer Contract”), Operation and Maintenance Costs payable by the Charter Customers in each Fiscal Year are determined and assessed by the Commission proportionately in accordance with the provisions of Subsection 7(l) of the Charter Customer Contract; and

WHEREAS, the Commission prepared and submitted to the Charter Customers a tentative budget for the Fiscal Year commencing May 1, 2023, and ending April 30, 2024 (the “Covered Fiscal Year”), as required by Subsection 7(l) of the Charter Customer Contract (the “Tentative Budget”); and

WHEREAS, due notice having been given, a hearing was held on the Tentative Budget at which time the Charter Customers were heard; and

WHEREAS, after full review and consideration, the Commission has determined that that it is reasonable, necessary, and sufficient for the Commission to approve and adopt the stated price of \$5.39 per 1,000 gallons of water delivered as and for the rate to be charged to all Contract Customers for Operation and Maintenance Costs in the Covered Fiscal Year.

NOW, THEREFORE, BE IT ORDAINED, by the Board of Commissioners of the DuPage Water Commission as follows:

SECTION ONE: The foregoing recitals are hereby incorporated herein as findings of the Board of Commissioners of the DuPage Water Commission.

SECTION TWO: Capitalized terms not otherwise defined in this Ordinance shall have the meanings ascribed to them in the Charter Customer Contract.

SECTION THREE: A rate of \$5.39 per 1,000 gallons of water delivered shall be and it hereby is established for Operation and Maintenance Costs for the Covered Fiscal Year. The rate for Operation and Maintenance Costs established pursuant to this Ordinance for the Covered Fiscal Year shall apply equally to Charter Customers and Subsequent Customers and shall be in addition to, and not in lieu of or as a credit against, any and all other costs, fees, or charges imposed by the Charter Customer Contract or any Subsequent Contract.

SECTION FOUR: Notwithstanding any other provision of this Ordinance, at any time no Lake Water is being supplied through the Waterworks System to Contract Customers, each Contract Customer's share of monthly Operation and Maintenance Costs shall be that proportion of those costs which such Contract Customer's Water Allocation bears to the total Water Allocations of all Contract Customers required to make Operation and Maintenance Costs payments during the same period.

SECTION FOUR: The rate for Operation and Maintenance Costs established pursuant to this Ordinance for the Covered Fiscal Year shall be subject to change by amendatory ordinance approved in the same manner as this Ordinance and in accordance with the notice and hearing requirements of Subsection 7(l) of the Charter Customer Contract.

SECTION FIVE: This Ordinance shall be in full force and effect from and after its adoption by a majority affirmative vote of all of the Commissioners including the affirmative votes of at least 1/3 of the Commissioners appointed by the County Board Chairman and 40% of the Commissioners appointed by the

Mayors; provided, however, that Section Three of this Ordinance shall be of no force or effect until May 1, 2023.

This Ordinance shall be in full force and effect from and after its adoption.

	Aye	Nay	Absent	Abstain
Bouckaert, D.				
Broda, J.				
Fennell, J.				
Gans, R.				
Healy, J.				
Novotny, D.				
Pruyn, J.				
Rush, K.				
Russo, D.				
Saverino, F.				
Suess, P.				
Van Vooren, D.				
Zay, J.				

ADOPTED THIS ___ DAY OF _____, 2023.

James Zay, Chairman

ATTEST:

Danna Mundall, Clerk

Board/Resolutions/2023/O-2-23.docx



Ordinance #: O-3-23

Account: 01-512100 and 01-512200

Approvals: *Author / Manager / Finance / Admin*

CAP - CAP PDM

REQUEST FOR BOARD ACTION

Date: 4/3/2023

Description: An Ordinance Establishing Fixed Costs to be Payable by Each Contract Customer for the Fiscal Year Commencing May 1, 2023 and Ending April 30, 2024

Agenda Section: Finance Committee

Originating Department: Finance

Ordinance No. O-3-23 would establish a rate for Fixed Costs for FY 2023/2024 a Charter Customer rate of \$0.00 per 1,000 gallons in accordance with the Annual Management Budget that appears on the agenda as Ordinance No. O-1-23.

Recommended Motion:

To adopt Ordinance No. O-3-23

DUPAGE WATER COMMISSION

ORDINANCE NO. O-3-23

AN ORDINANCE ESTABLISHING FIXED COSTS TO
BE PAYABLE BY EACH CONTRACT CUSTOMER
FOR THE FISCAL YEAR COMMENCING
MAY 1, 2023 AND ENDING APRIL 30, 2024

WHEREAS, pursuant to Section 11-135-5 of the Illinois Municipal Code, 65 ILCS 5/11-135-5, the DuPage Water Commission (the “Commission”) is required to establish, by ordinance, rates and charges for water which are sufficient at all times to pay, among other things, Fixed Costs; and

WHEREAS, pursuant to that certain Water Purchase and Sale Contract dated as of June 11, 1986, by and between the Commission and its Charter Customers (the “Charter Customer Contract”), Fixed Costs payable by the Charter Customers in each Fiscal Year are determined and assessed by the Commission proportionately in accordance with the provisions of Subsection 6(b) of the Charter Customer Contract; and

WHEREAS, the Commission prepared and submitted to the Charter Customers a tentative budget for the Fiscal Year commencing May 1, 2023, and ending April 30, 2024 (the “Covered Fiscal Year”), as required by Subsection 7(l) of the Charter Customer Contract (the “Tentative Budget”); and

WHEREAS, the Tentative Budget contained an estimate of Fixed Costs to be payable by Contract Customers, in the aggregate, for the Covered Fiscal Year in a stated aggregate dollar amount of \$0.00, which amount is generally allocated among Contract Customers based upon each Contract Customer’s proportionate share of such Fixed Costs that such Contract Customer’s Full Water Requirements or Minimum Take or Pay Requirements, as applicable, bears to the sum of the Full Water Requirements or Minimum Take or Pay Requirements, as applicable, of all Contract Customers for the period between January 1, 2021, and December 31, 2022; and

WHEREAS, the Tentative Budget contained an estimate of Fixed Costs, in the aggregate, for the Covered Fiscal Year in a stated aggregate dollar amount of \$0.00; and

WHEREAS, due notice having been given, a hearing was held on the Tentative Budget at which time the Charter Customers were heard; and

WHEREAS, after full review and consideration, the Commission has determined that it is reasonable, necessary, and sufficient for the Commission to approve and adopt the stated aggregate dollar amount of \$0.00 as and for the amount of Fixed Costs to be payable by Contract Customers, in the aggregate, for the Covered Fiscal Year.

NOW, THEREFORE, BE IT ORDAINED, by the Board of Commissioners of the DuPage Water Commission as follows:

SECTION ONE: The foregoing recitals are hereby incorporated herein as findings of the Board of Commissioners of the DuPage Water Commission.

SECTION TWO: Capitalized terms not otherwise defined in this Ordinance shall have the meanings ascribed to them in the Charter Customer Contract.

SECTION THREE: The Fixed Costs to be payable by Contract Customers, in the aggregate, for the Covered Fiscal Year shall be and they hereby are established in the aggregate dollar amount of \$0.00, which amount is generally allocated among Contract Customers based upon each Contract Customer's proportionate share of such Fixed Costs that such Contract Customer's Full Water Requirements bears to the sum of the Full Water Requirements or Minimum Take or Pay Requirements, as applicable, of all Contract Customers for the period between January 1, 2021, and December 31, 2022. Each Contract Customer's proportionate share of Fixed Costs established pursuant to this Ordinance for the Covered Fiscal Year shall be in addition to, and not in lieu of or as a credit against, any and all other costs, fees, or charges imposed by the Charter Customer Contract or applicable Subsequent Contract.

SECTION FOUR: The Fixed Costs established pursuant to this Ordinance for the Covered Fiscal Year shall be subject to change by amendatory ordinance approved in the same manner as this Ordinance.

SECTION FIVE: This Ordinance shall be in full force and effect from and after its adoption by a majority affirmative vote of all of the Commissioners including the affirmative votes of at least 1/3 of the Commissioners appointed by the County Board Chairman and 40% of the Commissioners appointed by the Mayors; provided, however, that Section Three of this Ordinance shall be of no force or effect until May 1, 2023.

	Aye	Nay	Absent	Abstain
Bouckaert, D.				
Broda, J.				
Fennell, J.				
Gans, R.				
Healy, J.				
Novotny, D.				
Pruyn, J.				
Rush, K.				
Russo, D.				
Saverino, F.				
Suess, P.				
Van Vooren, D.				
Zay, J.				

ADOPTED THIS _____ DAY OF _____, 2023.

James Zay, Chairman

ATTEST:

Danna Mundall, Clerk
Board/Resolutions/2023/O-3-23.docx



Ordinance #: O-4-23

Account: N/A

Approvals: *Author / Manager / Finance / Admin*

CAP - CAP PDM

REQUEST FOR BOARD ACTION

Date: 4/3/2023

Description: Annual Budget and Appropriation Ordinance for the Fiscal Year Commencing May 1, 2023 and Ending April 30, 2024

Agenda Section: Finance Committee

Originating Department: Finance

Ordinance No. O-4-23 would approve and adopt the Combined Annual Budget and Appropriation Ordinance for the Fiscal Year Commencing May 1, 2023 and Ending April 30, 2024 as required by the Commission's By-Laws and the Illinois Municipal Budget Law (50 ILCS 330/1 *et seq.*).

The ordinance is based on the fiscal year 2023-24 Management Budget plus a factor designed to allow the Board of Commissioners the ability to expend all funds available to it during the fiscal year even though the Management Budget does not contemplate so doing. Personnel costs have been appropriated at 105% of budget. All other operating expenditures and all construction expenditures were appropriated at an amount at least 135% of budget with the exception of cost of water purchases and depreciation expense, which were appropriated at 125%. The fiscal year 2023-24 Management Budget still provides the criteria for management analysis.

Recommended Motion:

To adopt Ordinance No. O-4-23

DuPAGE WATER COMMISSION

ORDINANCE NO. O-4-23

ANNUAL BUDGET AND
 APPROPRIATION ORDINANCE
 FOR THE FISCAL YEAR COMMENCING
MAY 1, 2023 AND ENDING APRIL 30, 2024

BE IT ORDAINED by the Board of Commissioners of the DuPage Water Commission, Counties of DuPage, Cook, Will, and Kane Illinois, as follows:

SECTION ONE: That the following sums are authorized by law and the same are hereby appropriated for the Water Fund, the Revenue Bond Construction Fund, the Corporate Fund and the Arbitrage Rebate Fund of the DuPage Water Commission, for the objects and purposes hereinafter specified during the fiscal year commencing May 1, 2022 and ending April 30, 2023 and that the sums of money hereinafter set forth are deemed necessary to defray all necessary expenses and liabilities of the DuPage Water Commission for said period:

Ordinance No. O-4-23
 DU PAGE WATER COMMISSION
 BUDGET AND APPROPRIATION ORDINANCE
 MAY 1, 2023 TO APRIL 30, 2024

ACCT #	ACCOUNT TITLE	BUDGET/ APPROPRIATION AMOUNT
WATER FUND RESOURCES		
01-511000	OPERATIONS & MAINTENANCE PAYMENTS	135,863,321
01-512000	FIXED COST PAYMENTS	-
01-513000	SUBSEQUENT CUSTOMER RATE DIFFERENTIAL	4,358,145
01-514000	EMERGENCY WATER SERVICE	21,775
01-581000	INTEREST INCOME FROM INVESTMENTS	989,388
01-590000	OTHER INCOME	-
	TOTAL WATER FUND REVENUES	<u>141,232,629</u>

WATER FUND EXPENDITURES

01-234000	REVENUE BOND PRINCIPAL PAYMENTS	0
01-232200	CAPITAL LEASE PRINCIPAL PAYMENTS	0
01-60-611000	SALARIES OF COMMISSION PERSONNEL	4,822,178
01-60-612000	PERSONNEL - PENSION, INSURANCE AND TAXES	1,706,815
01-60-613000	PERSONNEL - TRAINING, DEVELOPMENT AND TRAVEL	186,848
01-60-619000	OTHER PERSONNEL EXPENSES	26,775
01-60-621000	WATER CONSERVATION	14,850
01-60-623000	COST OF INVESTMENT FEES AND BANK CHARGES	186,300
01-60-625000	LEGAL SERVICES AND NOTICES	381,375
01-60-626000	AUDIT SERVICES	44,550
01-60-628000	CONSULTING SERVICES	510,300
01-60-629000	CONTRACTUAL SERVICES	1,216,485
01-60-640000	INSURANCE COVERAGES	1,334,205
01-60-651000	OCCUPANCY COSTS	339,444
01-60-652000	OFFICE SUPPLIES AND PUBLICATIONS	48,965
01-60-653000	PRINTING AND POSTAGE EXPENSES	29,025
01-60-654000	PROFESSIONAL DUES	26,224
01-60-655000	COST OF REPAIRS AND MAINT. OF OFFICE EQUIPMENT	10,287
01-60-656000	REPAIRS AND MAINTENANCE OF BUILDINGS	390,150
01-60-658000	COMPUTER SOFTWARE	54,270
01-60-659000	SOFTWARE MAINTENANCE	242,460
01-60-659100	OTHER ADMINISTRATIVE EXPENSES	18,225
01-60-661100	COST OF WATER PURCHASES	151,258,828
01-60-661200	ELECTRIC UTILITY EXPENSES	3,950,100
01-60-661300	PURCHASE OF WATER CHEMICALS	78,165
01-60-661400	COST OF WATER TESTING	137,354
01-60-662000	PUMP STATION OPERATIONS	1,120,122
01-60-663000	COST OF REPAIRS AND MAINTENANCE OF PIPELINES	3,038,310
01-60-664000	COST OF REPAIRS AND MAINT. OF VEHICLES & EQUIPMENT	147,083
01-60-680000	LAND AND RIGHT-OF-WAY ACQUISITION COSTS	9,720
01-60-685000	COST OF FURNITURE & EQUIPMENT PURCHASES	388,125
01-60-686000	COST OF MOTOR VEHICLES PURCHASES	264,600
01-60-690000	DEPRECIATION EXPENSES	13,390,000
01-60-700000	COMMISSION CAPITAL PROJECTS	40,500,000
01-60-798000	COST OF CAPITALIZED FIXED ASSETS	0
01-60-799000	CONTINGENCY	131,338,017
		<hr/>
	TOTAL WATER FUND EXPENDITURES	357,210,153
		<hr/>
	WATER FUND REVENUE OVER (UNDER) EXPENDITURES	(215,977,524)
	ESTIMATED AVAILABLE WATER FUND BALANCES 05/01/2023	215,977,524
	AVAILABLE WATER FUND BALANCES 04/30/2024	0
		<hr/> <hr/>
	ESTIMATED AVAILABLE WATER FUND BALANCES	05/01/23

	Cash and Cash Equivalents	39,199,111
	Investments	187,481,428
	Accounts Payable	(10,703,015)
	TOTAL ESTIMATED AVAILABLE WATER FUND BALANCES	215,977,524
		<hr/> <hr/>

SECTION TWO: This Ordinance shall be in full force and effect from and after its adoption by a majority affirmative vote of all of the Commissioners including the affirmative votes of at least 1/3 of the

Commissioners appointed by the County Board Chairman and 40% of the Commissioners appointed by the Mayors; provided, however, that Section Two of this Ordinance shall be of no force or effect until May 1, 2023.

SECTION THREE: This Ordinance shall be available for public inspection at the office of the DuPage Water Commission.

	Aye	Nay	Absent	Abstain
Bouckaert, D.				
Broda, J.				
Fennell, J.				
Gans, R.				
Healy, J.				
Novotny, D.				
Pruyn, J.				
Rush, K.				
Russo, D.				
Saverino, F.				
Suess, P.				
Van Vooren, D.				
Zay, J.				

ADOPTED THIS _____ DAY OF _____, 2023.

James Zay, Chairman

ATTEST:

Danna Mundall, Clerk

STATE OF ILLINOIS)
) SS
COUNTY OF COOK)

CERTIFICATION

I, the undersigned, do hereby certify that I am the duly qualified Clerk of the DuPage Water Commission, Counties of DuPage, Cook, Will, and Kane, Illinois, and as such Clerk, I am the keeper of the official journal of proceedings, books, records, minutes, and files of the DuPage Water Commission and of the Board of Commissioners thereof.

I do further certify that the attached is a full, true and complete copy of Ordinance No. O-4-23: Annual Budget and Appropriation Ordinance for the Fiscal Year Commencing May 1, 2023 and Ending April 30, 2024.

IN WITNESS WHEREOF, I have hereunto affixed my official signature and the corporate seal of the DuPage Water Commission this _____ day of _____, 2023.

(SEAL) Danna Mundall
Clerk

CERTIFICATION OF BUDGET/APPROPRIATION IN
ACCORDANCE WITH CHAPTER 35 SECTION
200/19-50 ILLINOIS COMPILED STATUES

The undersigned, being Clerk and Treasurer of the Taxing District below named, do hereby certify that attached hereto is a true and correct copy of the Budget/Appropriation of said District for its 2023/2024 fiscal year, adopted April 20, 2023.

We further certify that the estimate of revenues, by source, anticipated to be received by said Taxing District, either set forth in said document or attached hereto separately, is a true statement of said estimate.

Danna Mundall
Clerk
DuPage Water Commission

William Fates
Treasurer
DuPage Water Commission

(SEAL)



Resolution #: R-15-23

Account: N/A

Approvals: *Author / Manager / Finance / Admin*

DC RCB CAP PDM

REQUEST FOR BOARD ACTION

Date: 3/31/2023

Description: **A Resolution Authorizing and Ratifying the Disposal of Certain Personal Property Owned by the DuPage Water Commission**

Agenda Section: Administration Committee

Originating Department: Information Technology

Account Number: N/A

Resolution No. R-15-23 is a Resolution Authorizing and Ratifying the Disposal of Certain Personal Property Owned by the DuPage Water Commission. This Resolution authorizes the General Manager to dispose of the assets listed on Exhibit A to the Resolution or, if already disposed of, ratifies and confirms their disposal because these assets are or were no longer useful to the Commission.

The computer and electronic equipment listed in Exhibit A will be donated to ATEN – Assistive Technology Exchange Network, A Program of United Cerebral Palsy of Greater Chicago - they refurbish and recycle donated computers and distribute them free of charge to children with disabilities.

Assistive Technology Exchange Network
7550 W. 183rd Street
Tinley Park, IL 60477
708-444-8460

Recommended Motion:

Motion to adopt Resolution No. R-15-23

DUPAGE WATER COMMISSION

RESOLUTION NO. R-15-23

**A RESOLUTION AUTHORIZING AND RATIFYING
THE DISPOSAL OF CERTAIN PERSONAL PROPERTY OWNED BY THE
DUPAGE WATER COMMISSION**

WHEREAS, the DuPage Water Commission is authorized to sell or otherwise dispose of personal property pursuant to 65 ILCS 5/11-135-6; and

WHEREAS, in the opinion of the Board of Commissioners of the DuPage Water Commission, the personal property described in Exhibit A attached hereto and by this reference incorporated herein and made a part hereof (the "Property") is no longer necessary or useful to or for the best interests of the DuPage Water Commission to retain or, if already disposed of, was not necessary or useful to or for the best interests of the DuPage Water Commission to retain;

NOW, THEREFORE, BE IT RESOLVED by the Board of Commissioners of the DuPage Water Commission as follows:

SECTION ONE: The Board of Commissioners of the DuPage Water Commission hereby finds and determines that the Property is no longer necessary or useful to the DuPage Water Commission and the best interests of the DuPage Water Commission will be served by its disposal or, if already disposed of, was not necessary or useful to the DuPage Water Commission and the best interests of the DuPage Water Commission were served by its disposal.

SECTION TWO: The General Manager is hereby authorized to dispose of the Property in such manner as the General Manager shall determine or, if already disposed of, the Board of Commissioners of the DuPage Water Commission hereby ratifies and confirms its disposal.

SECTION THREE: This Resolution shall be in full force and effect from and after its adoption.

SECTION THREE: This Resolution shall be in full force and effect from and after its adoption.

	Aye	Nay	Absent	Abstain
Bouckaert, D.				
Broda, J.				
Fennell, J.				
Gans, R.				
Healy, J.				
Novotny, D.				
Pruyn, J.				
Rush, K.				
Russo, D.				
Saverino, F.				
Suess, P.				
Van Vooren, D.				
Zay, J.				

ADOPTED THIS _____ DAY OF _____, 2023.

James Zay, Chairman

ATTEST:

Danna Mundall, Clerk

EXHIBIT 1

Qty	Serial Number	Description
1		Box of miscellaneous monitor components
1		Box of miscellaneous cables
1		Box of miscellaneous mice and keyboards
1		Box of miscellaneous KVM devices
1	MXQ71104GH	HPE ProLiant DL380 ESXi1 host
1	MXQ608012N	HPE ProLiant DL380 ESXi2 host
1	MXQ71104DN	HPE ProLiant DL380 ESXi3 host
6	N/A	Old IR/F office monitors
1	AY43701275	HP AlphaServer DS25 DUPMVA
1	N/A	HP AlphaServer DS15A Old DUPVS1
1	COEAE4EB9B24	Dell Sonicwall Firewall
1	COEAE4EB6A6A	Dell Sonicwall Firewall



Resolution #: R-16-23

Account: 01-60-629000

Approvals: *Author / Manager / Finance / Admin*

DC RCB CAP PDM

REQUEST FOR BOARD ACTION

Date: 4/13/2023

Description: **A Resolution Suspending the Purchasing Procedures and Authorizing the Execution of a Consulting Agreement with IT Savvy LLC for IT Cyber Security Services**

Agenda Section: Administration Committee

Originating Department: Information Technology

Account Number: 01-60-629000 (\$123,293.64)

Resolution No. R-16-23 would approve a Consulting and Network Cyber Security Services Agreement with IT Savvy LLC in connection with the Commission's Administrative and SCADA Networks for a twelve-month term.

The Commission relies heavily on the Administrative and SCADA Networks to perform the critical daily operating tasks of the Commission. Cybercrime is considered the most prolific threat to all types of public utilities. Historically, the commission used various IT security solutions to address basic network security.

The Commission's position for Cyber or IT Security is to be at the forefront to protect our network systems; therefore, the Commission implemented FireEye Enterprise Network Security in 2018, which has proven to be a vital tool in securing our networks. It continues blocking malicious foreign attacks on our system, protecting us from malware to ransomware and continuously safeguarding our endpoint users.

The Commission uses ITSavvy for IT and network support. ITSavvy represents FireEye, one of the leading IT Security Firms in the country. The Commission currently uses two of FireEye's basic services to protect email and user endpoints. With the escalation of cyber-attacks within the government and critical infrastructures, the Commission has enhanced its IT security with FireEye's Managed Defense service that provides round-the-clock vigilance, investigation, and mitigation solutions to any type of security breach.

The FireEye Enterprise Network Security solution enables rapid detection and response to evasive threats missed by traditional defenses, across network/web, email, and file systems. The FireEye Managed Defense service is broken down into three cost elements: the NX appliance licensing and bandwidth capacity, the annual cost for the managed defense team coverage and support, and the quantity-based node coverage for our network appliances and end-user systems. This year's renewal of the managed defense service comes to \$123,293.64 compared to last year's service agreement, which reached \$141,672.85. There were no significant modifications to the services in this cost change, just an adjustment to the appliance licensing and bandwidth capacity. Our network did not require as high bandwidth usage as it did in previous years, so the quantity was reduced while still maintaining the potential for an increase.

For these reasons and the secure and sensitive nature of being a critical infrastructure, the Commission staff recommends the continued use of the FireEye service under ITSavvy and authorize the General Manager to execute a twelve-month agreement with IT Savvy LLC in the amount of \$123,293.64.

Recommended Motion:

Motion to approve Resolution No. R-16-23.

RESOLUTION NO. R-16-23

**A RESOLUTION SUSPENDING THE PURCHASING PROCEDURES
AND AUTHORIZING THE EXECUTION OF A CONSULTING AGREEMENT
WITH IT SAVVY, LLC FOR IT CYBER SECURITY SERVICES**

WHEREAS, the Commission was formed and exists pursuant to the Water Commission Act of 1985, 70 ILCS 3720/0.01 et seq., and Division 135 of Article 11 of the Illinois Municipal Code, 65 ILCS 5/11-135-1 et seq., for the purpose of securing an adequate source and supply of water for its customers; and

WHEREAS, the Commission desires to obtain monthly management services and from time-to-time additional IT project work, and IT Savvy, LLC, an Illinois limited Liability Corporation (“Consultant”), desires to provide and implement FireEye Managed Defense services; and

WHEREAS, for ease of administration, the Commission and Consultant desire to enter into a consulting agreement setting forth the terms and conditions pursuant to which the Commission will obtain continuous Cyber Security monitoring and mitigation through ITSavvy to be approved by the Commission and Consultant; and

WHEREAS, the Commission further desires to obtain under the consulting agreement, and Consultant further desire to provide under the consulting agreement, consulting services in connection with information technology systems Cyber Security;

NOW, THEREFORE, BE IT RESOLVED by the Board of Commissioners of the DuPage Water Commission as follows:

SECTION ONE: The foregoing recitals are hereby incorporated herein and made a part hereof as findings of the Board of Commissioners of the DuPage Water Commission.

SECTION TWO: A Consulting Agreement between the DuPage Water Commission and IT Savvy, LLC. for Consulting Services, in substantially the form attached hereto and by this reference incorporated herein and made a part hereof as Exhibit 1, with such modifications as may be required or approved by the General Manager of the Commission, shall be and it hereby is approved. The General Manager shall be and hereby is authorized and directed to execute the Consulting agreement in substantially the form attached hereto as Exhibit 1 with such modifications as may be required or approved by the General Manager; provided, however, that the Consulting Agreement shall not be so executed on behalf of the Commission unless and until the General Manager shall have been presented with copies of the Consulting Agreement by IT Savvy, LLC.

SECTION THREE: This Resolution shall be in full force and effect from and after its adoption.

	Aye	Nay	Absent	Abstain
Bouckaert, D.				
Broda, J.				
Fennell, J.				
Gans, R.				
Healy, J.				
Novotny, D.				
Pruyn, J.				
Rush, K.				
Russo, D.				
Saverino, F.				
Suess, P.				
Van Vooren, D.				
Zay, J.				

ADOPTED THIS _____ DAY OF _____, 2023.

James Zay, Chairman

ATTEST:

Danna Mundall, Clerk

EXHIBIT 1



ITsavvy LLC
 313 South Rohlwing Road
 Addison, IL 60101
 www.ITsavvy.com

Quote Details	
Quote #:	3707431
Date:	03/20/2023
Payment Method:	Net 30 Days
Client PO#:	
Cost Center:	
Shipping Method:	Ground

Quote

Bill To:
 ACCT #: 550938
 DuPage Water Commission
 Accounts Payable
 600 East Butterfield Road
 Elmhurst, IL 60126
 United States
 630-516-1918

Ship To:
 DuPage Water Commission
 Denis Cuvalo
 600 E Butterfield Rd
 Elmhurst, IL 60126-4642
 United States
 630-834-0100

Client Contact:
 Denis Cuvalo
 (P) 630-834-0100
 cuvalo@dpwc.org

Client Executive:
 Jim Mundall
 (P) 630.396.6311
 (F) 630.396.6322
 jmundall@ITsavvy.com

Description: Mandiant Managed Defense Renewal

Item Description	Part #	Tax	Qty	Unit Price	Total
1 MD FULL COVERAGE BASE	23539085	Y	1	\$111,559.64	\$111,559.64
Managed Defense Full Coverage Base Mandiant Inc. - MD-CV-BASE Start Date: 05/08/2023 End Date: 05/07/2024					
2 MD FULL COVERAGE NODE	23539086	Y	200	\$25.31	\$5,062.00
Managed Defense Full Coverage Node Mandiant Inc. - MD-CV-NODE Start Date: 05/08/2023 End Date: 05/07/2024					

Fair Market Value		\$1 Buy Out	
36 Month FMV / MO	60 Month FMV / MO	36 Month \$1 / MO	60 Month \$1 / MO
\$3,472.64	\$2,295.81	\$3,794.87	\$2,433.66

Subtotal: \$116,621.64
 Shipping: \$0.00
 Tax: Exempt
TOTAL: \$116,621.64

Lease estimates are based upon final individual credit review and approval. Your final payment options may be higher / lower based upon credit review. Payments do not include sales tax. Other lease terms are also available. Contact us to learn more.

ITsavvy is always looking to deliver the lowest cost possible to our clients. This results in fluctuating prices that you will find are lower more often than not. However, prices are subject to increases without notice in the event of a manufacturer or distributor price increase. Available inventory is subject to change without notice. This document is a quotation only and is not an order or offer to sell.

We do accept credit cards for payment. However, if the credit card is provided after the order has been invoiced there will be a charge of 3% of the total purchase.

Unless specifically listed above, these prices do NOT include applicable taxes, insurance, shipping, delivery, setup fees, or any cables or cabling services or material.

All non-recurring services are 50% due upon signing of contract, 40% due upon delivery of equipment, balance due upon install.

ITsavvy's General Terms and Conditions of Sale, which can be found at www.ITsavvy.com/termsandconditions, shall apply to and are incorporated into all agreements with Client, including all Orders.

Printed Name: _____ Title: _____

Authorized Signature: _____ Date: _____



IT PRODUCTS TECHNOLOGY SOLUTIONS PEACE OF MIND®

ITsavvy LLC
 313 South Rohlwing Road
 Addison, IL 60101
 www.ITsavvy.com

Quote Details	
Quote #:	3711631
Date:	04/12/2023
Payment Method:	Net 30 Days
Client PO#:	
Cost Center:	
Shipping Method:	Ground

Quote

Bill To:
 ACCT #: 550938
 DuPage Water Commission
 Accounts Payable
 600 East Butterfield Road
 Elmhurst, IL 60126
 United States
 630-516-1918

Ship To:
 DuPage Water Commission
 Denis Cuvalo
 600 E Butterfield Rd
 Elmhurst, IL 60126-4642
 United States
 630-834-0100

Client Contact:
 Denis Cuvalo
 (P) 630-834-0100
 cuvalo@dpwc.org

Client Executive:
 Jim Mundall
 (P) 630.396.6311
 (F) 630.396.6322
 jmundall@ITsavvy.com

Description: Network NX

Item Description	Part #	Tax	Qty	Unit Price	Total
1 McAfee Network Sec NX Ed (Mbps) 2W 1:1PTM McAfee Public Sector LLC	23633514	Y	200	\$33.36	\$6,672.00
Start Date: 05/08/2023 End Date: 05/07/2024 Includes : HX Cloud Hosting Endpt 1yr SUB McAfee Public Sector LLC. - HXCLGAE-AAAA Start Date: 05/08/2023 End Date: 05/07/2024					

Fair Market Value		\$1 Buy Out	
36 Month FMV / MO	60 Month FMV / MO	36 Month \$1 / MO	60 Month \$1 / MO
\$207.81	\$141.37	\$235.66	\$155.51

Lease estimates are based upon final individual credit review and approval. Your final payment options may be higher / lower based upon credit review. Payments do not include sales tax. Other lease terms are also available. Contact us to learn more.

Subtotal:	\$6,672.00
Shipping:	\$0.00
Tax:	Exempt
TOTAL:	\$6,672.00

ITsavvy is always looking to deliver the lowest cost possible to our clients. This results in fluctuating prices that you will find are lower more often than not. However, prices are subject to increases without notice in the event of a manufacturer or distributor price increase. Available inventory is subject to change without notice. This document is a quotation only and is not an order or offer to sell.

We do accept credit cards for payment. However, if the credit card is provided after the order has been invoiced there will be a charge of 3% of the total purchase.

Unless specifically listed above, these prices do NOT include applicable taxes, insurance, shipping, delivery, setup fees, or any cables or cabling services or material.

ITsavvy's General Terms and Conditions of Sale, which can be found at www.ITsavvy.com/termsandconditions, shall apply to and are incorporated into all agreements with Client, including all Orders.

Printed Name: _____ Title: _____

Authorized Signature: _____ Date: _____



Resolution #: R-13-23

Account: 01-60-663200, NTE \$70,000

Approvals: *Author / Manager / Finance / Admin*

JH RCB CAP PDM

REQUEST FOR BOARD ACTION

Date: 4/13/2023

Description: **A Resolution Approving and Ratifying Task Order No. 07 Under a Master Contract with DeLasCasas CP, LLC**

Agenda Section: Engineering & Construction

Originating Department: Engineering

The Commission entered into a Master Contract with DeLasCasas CP, LLC, for professional engineering services on August 23, 2021, in connection with such discrete projects as are delineated and described in Task Orders to be approved by the Commission. Resolution No. R-13-23 would approve Task Order 07 to the Master Contract:

Task Order No. 07: Corrosion Control Program - 2023 Test Point and Close Interval Survey (CIS)

Task Order No. 07 would authorize the consultant to perform a Test Point and CIS survey on approximately 85%, or roughly 170 miles, of the Commission's transmission and distribution system piping; the remaining 15% will be assessed with feasibility and commissioning testing as a part of the FY 24-28 Capital Improvement Program.

The Test Point survey work will include obtaining pipe-to-soil readings, casing-to-soil readings, anode current readings and electrical isolation testing. A report summarizing the results of the data shall be provided to the Commission for review and will include, among other things, an evaluation of data obtained and recommendations for future testing and/or mitigation. To maintain the Commission's efforts with respect to establishing and monitoring corrosion trends and activity over the long term, it is recommended that a Test Point survey be repeated on a yearly basis.

The Close Interval Survey is conducted by measuring the electrical potential, or difference as expressed in millivolts, between the pipe and the soil directly over the pipe at the surface elevation. The Close Interval Survey work will include gathering pipe to soil readings at ten-foot intervals along the entire length of the pipeline to be tested, and a report summarizing the results of the data which will include an evaluation of data obtained and recommendations for future testing and/or mitigation. Over the past two years, the Commission has prioritized completing the CIS survey on all its steel transmission main. The 2023 CIS survey will be completed on the final 10% of steel transmission main which has not yet been assessed within the past two years. CIS surveys are recommended to be completed every 7 years. The not-to-exceed cost for this Task Order is \$70,000.

Recommended Motion:

To adopt Resolution No. R-13-23.

RESOLUTION NO. R-13-23

**A RESOLUTION APPROVING AND RATIFYING
TASK ORDER NO. 07 UNDER A MASTER CONTRACT WITH DELASCASAS CP, LLC**

WHEREAS, the DuPage Water Commission (the “Commission”) entered into a contract with DeLasCasas CP, LLC (the “Consultant”) to provide, from time to time, professional engineering services in connection with various projects of the Commission (the “Master Contract”); and

WHEREAS, the Master Contract sets forth the terms and conditions pursuant to which the Commission will obtain from time to time, and the Consultant will provide from time to time, professional engineering services for such discrete projects as are delineated and described in Task Orders to be approved by the Commission and the Consultant; and

WHEREAS, the Consultant has approved the Task Orders attached hereto and by this reference incorporated herein and made a part hereof as Exhibit 1 (the “Task Orders”);

NOW, THEREFORE, BE IT RESOLVED by the Board of Commissioners of the DuPage Water Commission as follows:

SECTION ONE: The foregoing recitals are incorporated herein and made a part hereof as findings of the Board of Commissioners of the DuPage Water Commission.

SECTION TWO: The Task Orders attached hereto as Exhibit 1 shall be and hereby are approved and, if already issued, ratified because the Board of Commissioners of the DuPage Water Commission has determined, based upon the representations of staff and the Consultant, that the circumstances said to necessitate the Task Orders were not reasonably foreseeable at the time the Master Contract was signed, the Task Orders are germane to the Master Contract as signed, and/or the Task Orders are in the best interest of the DuPage Water Commission and authorized by law.

SECTION THREE: This Resolution shall be in full force and effect from and after its adoption.

	Aye	Nay	Absent	Abstain
Bouckaert, D.				
Broda, J.				
Fennell, J.				
Gans, R.				
Healy, J.				
Novotny, D.				
Pruyn, J.				
Rush, K.				
Russo, D.				
Saverino, F.				
Suess, P.				
Van Vooren, D.				
Zay, J.				

ADOPTED THIS _____ DAY OF _____, 2023.

James Zay, Chairman

ATTEST:

Danna Mundall, Clerk

EXHIBIT 1

TASK ORDER NO. 07

In accordance with Section 1.1 of the Master Contract between the DuPage Water Commission (“Owner”) and DeLasCasas CP, LLC (“Consultant”) for Professional Engineering Services dated August 23, 2021 (the “Contract”), Owner and Consultant agree as follows:

1. **Project:**

Perform the Annual 2023 Test Point Survey and CIS Survey for the DuPage Water Commission as delineated in the proposal from DeLasCasas CP, LLC dated March 29, 2023 and March 31, 2023.

2. **Services of Consultant:**

A. Test Point Survey Basic Services:

Perform a Test Point Survey on approximately 160 miles of pipeline on the listed DWC Pipelines (+ 10 miles CIS):

Line	Approximate # of test stations	Distance (feet)	Distance (miles)
TE-1/88	27	47,387	9
TSW-D/87	48	56,415	11
TNW-1/88	51	62,906	12
TS-3/88	109	90,822	17
TOB-E/87	61	100,749	19
TN-1/88	54	69,743	13
TS-5/97	54	38,900	7
TW-1	38	26,090	5
DPPS Yard Piping	17	n/a	n/a
NW-1	8	8,611	2
FS-3/96	14	12,925	2
TW-3/17	17	25,072	5
FSW-4/89	6	9,171	2
FSW-1/89	76	71,505	14
FN-/89	55	49,515	9
FOB-2/89	72	76,353	14
FNW-2/89	42	51,788	10
FS-2/89	35	37,391	7
BTM-1/20	6	1,210	0
Total	790	836,553	159

1. Review the initial record drawings, test station locations, test station types, and CP components of the DWC lines included in the Test Point Survey for 2023. Review the existing annual CP Surveys for these lines.
2. Perform field testing during May to July 2023, when all the power sources in the Chicago area will be synchronously interrupted, to obtain the following:
 - a. ON and OFF Pipe-to-Soil potentials at each test point
 - b. ON and OFF Pipe-to-Soil potentials, current magnitude and direction at existing bonds
 - c. Potentials, current direction, and magnitude at the sacrificial anode systems
 - d. Rectifier Outputs and characteristics
 - e. ON and OFF Casing-to-Soil potentials (when applicable)
 - f. ON and OFF potentials to verify electrical isolation (when applicable)

All the readings shall be taken with a GPS data logger. Take pictures of each test station and provide to the Owner in a form of a photo report.

3. Prepare, for review and approval by Owner, a report summarizing the results of the data obtained, evaluation of data obtained, and recommendations. Provide a copy of all survey data.

B. CIS Survey Basic Services:

1. Review the initial record drawings, test station locations, test station types, and CP components for TSW-3/98 from previous CP surveys.
2. Perform field testing during May to July 2023, when all the power sources in the Chicago area will be synchronously interrupted, to obtain the following:
 - a. Perform a On-Off CIS on the pipeline.
 - b. Measure On and Off pipe to soil potentials, current magnitude, and direction at existing bonds.
 - c. Measure the potentials, current direction, and magnitude at the sacrificial anode systems.
 - d. All the readings will be taken with a GPS data logger. GPS data will have sub-meter accuracy.
3. Provide for review and approval by Owner, a report with data gathered with conclusions and recommendations. All the readings shall be taken with a GPS data logger.

C. Additional Services:

None

3. **Approvals and Authorizations:** Consultant shall obtain the following approvals and authorizations:

None

4. **Commencement Date:**

May 1, 2023

5. **Completion Date:**

August 31, 2023 plus extensions, if any, authorized by a Change Order issued pursuant to Section 2.1 of the Contract.

6. **Submittal Schedule:**

None

7. **Key Project Personnel:**

Names:

Telephone:

Rogelio De Las Casas

312.835.0272

Jennifer De Las Casas

312.636.2845

8. **Contract Price:**

For providing, performing, and completing each phase of Services, an amount equal to Consultant's Direct Labor Costs opposite each such phase, plus an amount equal to the actual costs of all Reimbursable Expenses, but not to exceed, in each phase of Services, the following not to exceed amount set forth opposite each such phase except as adjusted by a Change Order issued pursuant to Section 2.1 of the Contract.

Test Point Survey Services – Not to Exceed \$55,000.00

CIS Survey Services – Not to Exceed \$15,000.00

9. **Payments:**

For purposes of payments to Consultant, the value of the Services under this Task Order shall be determined as follows:

Direct Labor Costs shall mean salaries and wages paid to all Consultant personnel, including all professionals whether owners or employees, engaged directly on the Project, but shall not include indirect payroll related costs or fringe benefits.

Reimbursable Expenses shall mean the actual expenses incurred by Consultant directly or indirectly in connection with the Project, including expenses for transportation, telephone, postage, computer time and other highly specialized equipment, reproduction and similar Project related items.

10. **Special Safety Requirements:**

Even though Consultant is required to independently assess the potentially hazardous conditions at its workplace on or in the vicinity of Owner's facilities and appurtenances and take the necessary precautions to ensure a safe workplace pursuant to the Contract and Consultant's legal obligations, Consultant is advised that it would be reasonable to assume that hazardous electrical voltage and current may be present at any time during the Services. Consultant must ensure that all personnel observe all appropriate safety precautions when working on or in the vicinity of Owner's facilities and appurtenances, and shall:

- i. Independently verify the presence or absence of AC electrical current on or in the vicinity of Owner's CP Test Facilities and its appurtenances and notify Owner and affected Consultant personnel accordingly. Owner shall instruct its employees to comply with the restrictions and prohibitions of Consultant's energy control program and procedures.
- ii. Take immediate and necessary measures to protect all workers, Owner employees, and general public from hazardous electrical voltage and current.
- iii. Work with Owner's personnel to control hazardous electrical voltages and current and control access to the locations where hazardous electrical voltages and currents are present.
- iv. Train and instruct Owner's personnel on the safe electrical working practices to be employed between the time of temporary control measures being employed through and up to the time when permanent control measures are applied.

11. **Modifications to Contract:**

None

12. **Attachments:**

None

Approval and Acceptance: Acceptance and approval of this Task Order, including the attachments listed above, shall incorporate this Task Order as part of the Contract.

The Effective Date of this Task Order is April 21, 2023.

DUPAGE WATER COMMISSION

By: _____
Paul D. May, P.E.
General Manager

DESIGNATED REPRESENTATIVE FOR TASK ORDER:

Name: Jessica Haney

Title: Project Engineer

Address: 600 East Butterfield Road, Elmhurst, Illinois 60126-4642

E-mail Address: haney@dpwc.org

Phone: (630) 834-0100

Fax: (630) 834-0120

DELASCASAS CP, LLC

By: _____
Jennifer De Las Casas
LLC Managing Member

DESIGNATED REPRESENTATIVE FOR TASK ORDER:

Name: Rogelio De Las Casas

Address: 111 Ambassador Ave, Romeoville, Illinois, 60446

E-mail Address: rogelio@delascasascp.com

Phone: (312) 835-0272



Resolution #: R-14-23

Account: 01-60-751200, NTE \$92,520

Approvals: *Author / Manager / Finance / Admin*

JH RCB CAP PDM

REQUEST FOR BOARD ACTION

Date: 4/13/2023

Description: **A Resolution Approving and Ratifying Work Authorization Order 018 Under Quick Response Contract QR-12/21 to Benchmark Construction Co., Inc.**

Agenda Section: Engineering & Construction

Originating Department: Engineering

The Commission entered into certain agreements dated June 30, 2021, with John Neri Construction Co., Inc., Rossi Contractors, Inc., and Benchmark Construction Co., Inc., QR-12/21, for quick response construction work, as needed, through the issuance of Work Authorization Orders. Resolution No. R-14-23 would approve Work Authorization Order 018 under the Quick Response Contract. Staff procured pricing from the QR contractors and found Benchmark to be the lowest cost alternative and most suitably equipped for the proposed work.

Work Authorization Order No. 018 to Benchmark Construction Co., Inc.

During the annual 2022 Closed Interval Survey, the Commission's Corrosion Consultant identified an area of current drain where DWC's pipeline crosses a Nicor gas main. Under this WAO, Benchmark will add galvanic anodes in the area to mitigate the influence of stray current from the Nicor gas main upon the DWC pipeline in the vicinity.

In addition, the annual 2022 Closed Interval Survey also identified several areas of the Inner Belt Transmission (TIB) main, a 72" diameter steel pipe, that were not meeting AMPP (The Association for Materials Protection and Performance) criteria and were experiencing stray current from nearby gas pipelines. As a part of this Work Authorization Order, Benchmark will add anodes at three sites on TIB. Each site will have approximately 4 to 5 shafts holes augured to a depth of 30 feet to which two galvanic anodes will be inserted per shaft.

Approval of Resolution R-14-23 would approve Work Authorization Order Number 018 to Benchmark Construction Co., Inc. for the work necessary to install galvanic anode beds at various locations along DWC's steel pipelines. The estimated cost of this work is expected to be \$92,520.

Recommended Motion:

To adopt Resolution No. R-14-23.

DUPAGE WATER COMMISSION

RESOLUTION NO. R-14-23

A RESOLUTION APPROVING AND RATIFYING WORK AUTHORIZATION ORDER 018 UNDER QUICK RESPONSE CONTRACT QR-12/21 TO BENCHMARK CONSTRUCTION CO., INC.

WHEREAS, the DuPage Water Commission (the "Commission") entered into certain agreements dated June 30, 2021, with John Neri Construction Co., Inc., Benchmark Construction Co., Inc., and Rossi Contractors, Inc. for quick response construction work related to the Commission's Waterworks System (said agreements being hereinafter collectively referred to as "Contract QR-12/21"); and

WHEREAS, Contract QR-12/21 is designed to allow the Commission to direct one or more or all the quick response contractors to perform quick response construction work, including without limitation construction, alteration, and repair related to the Commission's Waterworks System, as needed through the issuance of Work Authorization Orders; and

WHEREAS, the need for quick response construction work could not have been reasonably foreseen at the time the contracts were signed;

NOW, THEREFORE, BE IT RESOLVED by the Board of Commissioners of the DuPage Water Commission as follows:

SECTION ONE: The foregoing recitals are hereby incorporated herein and made a part hereof as findings of the Board of Commissioners of the DuPage Water Commission.

SECTION TWO: The Work Authorization Orders attached hereto and by this reference incorporated herein and made a part hereof as Exhibit 1 shall be and hereby are approved and, if already issued, ratified because the Board of Commissioners of the DuPage Water Commission has determined, based upon the representations of staff, that the circumstances said to necessitate the Work Authorization Orders were not reasonably foreseeable at the time the contracts were signed, the Work

Authorization Orders are germane to the original contracts as signed, and/or the Work Authorization Orders are in the best interest of the DuPage Water Commission and authorized by law.

SECTION THREE: This Resolution shall be in full force and effect from and after its adoption.

	Aye	Nay	Absent	Abstain
Bouckaert, D.				
Broda, J.				
Fennell, J.				
Gans, R.				
Healy, J.				
Novotny, D.				
Pruyn, J.				
Rush, K.				
Russo, D.				
Saverino, F.				
Suess, P.				
Van Vooren, D.				
Zay, J.				

ADOPTED THIS ___ DAY OF _____, 2023.

James Zay, Chairman

ATTEST:

Danna Mundall, Clerk

EXHIBIT 1

WORK AUTHORIZATION ORDER

SHEET 1 OF 7

CONTRACT QR-12/21: QUICK RESPONSE CONTRACT

WORK AUTHORIZATION ORDER NO.: QR-12.018

LOCATION:

1. Various locations across as according to the plans in attachment.

CONTRACTOR:

Benchmark Construction Co., Inc.

DESCRIPTION AND REASON TO COMPLETE WORK:

1. DWC has a 36" steel water main on 75th Street and east of Devereux Rd, which is experiencing stray current from a 36" Nicor gas main. DWC previously had a leak in this area, added anodes to the pipe, and they have all since been depleted. As such DWC would like to replace the galvanic anode bed. The exact locations of the Work are depicted in the Contract Drawings. The approximate depths of the excavations are delineated in Contract Drawings.
2. The annual 2022 Closed Interval Survey identified several areas of the Inner Belt Transmission main, a 72" diameter steel water main, which were not meeting AMPP (The Association for Materials Protection and Performance) criteria and were experiencing stray current from nearby gas pipelines. To correct this issue, Benchmark will add anodes at three sites on TIB. Each site will have 4-5 30ft holes augured to which two galvanic anodes will be inserted per hole. The exact locations of the Work are depicted in the Contract Drawings. The approximate depths of the excavations are delineated in Contract Drawings.

All work shall be completed as according to the Contract Drawings.

No work shall be performed without the presence of the Owner. At the discretion of the Owner, specific aspects of the project may not be performed without the presence of the Engineer.

The Contractor will be responsible for determining the locations of all underground utilities and shall comply with the Illinois Underground Utility Facilities Damage Prevention Act. The Contractor shall contact the One-Call Notice Systems, commonly referred to as J.U.L.I.E. or by telephoning 811 or 1-312-744-7000 at least 48 hours prior to excavation.

MINIMUM RESPONSE TIME:

The project is to be completed by September 30, 2023.

COMMISSION-SUPPLIED MATERIALS, EQUIPMENT AND SUPPLIES TO BE INCORPORATED INTO THE WORK:

DWC will provide the terminal board in the handhole test stations. DWC will provide all cathodic protection parts and appurtenances.

THE WORK ORDERED PURSUANT TO THIS WORK AUTHORIZATION ORDER

IS IS NOT PRIORITY WORK

SUPPLEMENTARY NOTIFICATION OF POTENTIALLY HAZARDOUS CONDITIONS:

Even though the Contractor is required to independently assess the potentially hazardous conditions at its workplace on or in the vicinity of Owner's facilities and appurtenances and take the necessary precautions to ensure a safe workplace pursuant to the Contract and Contractor's legal obligations, Contractor is advised that it would be reasonable to assume that hazardous electrical voltage and current may be present at any time during the Services. Contractor must ensure that all personnel observe all appropriate safety precautions when working on or in the vicinity of Owner's facilities and appurtenances, and shall:

- i. Independently verify the presence or absence of AC electrical current on or in the vicinity of Owner's CP Test Facilities and its appurtenances and notify Owner and affected Contractor personnel accordingly. Owner shall instruct its employees to comply with the restrictions and prohibitions of Contractor's energy control program and procedures.
- ii. Take immediate and necessary measures to protect all workers, Owner employees, and general public from hazardous electrical voltage and current.
- iii. Work with Owner's personnel to control hazardous electrical voltages and current and control access to the locations where hazardous electrical voltages and currents are present.
- iv. Train and instruct Owner's personnel on the safe electrical working practices to be employed between the time of temporary control measures being employed through and up to the time when permanent control measures are applied.

SUBMITTALS REQUESTED:

None

SUPPLEMENTARY CONTRACT SPECIFICATIONS AND DRAWINGS:

See attached.

DUPAGE WATER COMMISSION

By: _____
Signature of Authorized
Representative

DATE: _____

CONTRACTOR RECEIPT ACKNOWLEDGED AND DESIGNATION OF SAFETY REPRESENTATIVE:

By: _____
Signature of Authorized
Representative

Safety Rep: _____
Name and 24-Hr Phone No.

DATE: _____

SUPPLEMENTARY CONTRACT SPECIFICATIONS AND DRAWINGS:

Supplemental Specifications:

1.0 COORDINATION AND CONTRACTOR REQUIREMENTS

1.1 Coordination and Meetings

a) Coordination

- 1) Coordinate scheduling, submittals, and Work of the various sections to assure efficient and orderly installation of all construction elements.
- 2) Coordinate completion and cleanup of Work.
- 3) Coordinate waste to be disposed of per applicable permits and jurisdictional agencies prior to commencing the deep anode ground bed drilling.

1.2 Notification Schedule

- a) The Contractor shall contact the appropriate Highway Authority a minimum of 48 hours prior to the start of construction to arrange for Worksite inspections.
- b) The Contractor shall contact the Owner a minimum of 48 hours prior to the start of construction to arrange for Owner / Engineer's presence.

Note:

No work shall be performed without the presence of the Engineer or Owner's representative.

2.0 QUALIFICATIONS, TESTING AND ACCEPTANCE

2.1 Quality Assurance / Control Testing

- a) The Engineer shall be on site during the installation of all corrosion components and will provide quality assurance for the Contractor during installation.
- b) All electrical test measurements shall be completed by the Engineer.

2.2 Acceptance Tests

- a) All acceptance tests will be performed by the Engineer.
- b) All components and equipment will be in operating order and within the manufacturer's operating specifications.
- c) The following tests, at a minimum, shall be performed by the Owner's Engineer to confirm proper installation and operation.
 - 1) Prior to burial of cable-to-structure connections, conduct tests to verify the connection of the test cable to the structure.
 - 2) Measure the resistance of any completed splice in the anode or pipe cable.
 - 3) Measure the potential of each galvanic anode with respect to a Cu/CuSO₄ reference. Verify all test procedures with the Engineer.
 - 4) Verify the leads remain connected to the anodes during the remainder of construction.
- d) Final acceptance is contingent upon satisfactory results of the surveys or tests.

3.0 TRAFFIC CONTROL AND PROTECTION

3.1 General

- a) The Contractor is responsible for determining and contacting the proper highway authority or unit of local government having jurisdiction over each Work Site and shall comply in all respects with that entity's traffic control and protection plans, specifications, and requirements. The Contractor shall provide the Owner with the name and 24-hour contact information for the Contractor's traffic control representative.

4.0 BACKFILL

4.1 Material

- a) Backfill material shall be the following:
 - Use backfills for hole per Contract Drawings or use:
 - o Native soil, pulverized dirt, or equivalent with no sharp rocks or other objects that could damage the anode cloth bag or the cables isolation coating. Owner is to approve all backfill.
 - o Do not use granular backfill material consisting of crushed

gravel around or between anodes.

5.0 CLEAN-UP

- a) The Contractor shall always maintain a clean work area. Work area shall be free of rubbish and surplus or waste material.
- b) The Contractor shall properly dispose of any unused excavation material.
- c) The Contractor shall be responsible for leaving all areas equal to the condition which existed before the Work began. This includes furnishing all labor and materials to replace or restore any of the following:
 - Surface materials
 - Drainage ditches
 - Culverts
 - Paving
 - Curbing
 - Sidewalks
 - Roads
 - Driveways
 - Shrubbery
 - Fences
 - Sod
 - Hedges
 - Street signs
 - Other similar improvements

6.0 RESTORATION OF VEGETATION

- a) All disturbed grass areas shall be restored according to the following.
 - 1) All excavations shall be properly backfilled and compacted to minimize future settlement.
 - 2) A minimum six-inch (6") layer of delivered screened rich dark

pulverized topsoil will be placed above the properly backfilled and compacted excavation.

- 3) Topsoil will be free of roots, sticks, weeds, brush, stones, or other litter and waste products.
- 4) All disturbed grass areas will be seeded unless specified differently on the Drawings. Use a seed mixture applicable to the disturbed area per the Contract Drawings.

b) The Contractor shall replace all existing plants removed or damaged.

- 1) The Contractor is responsible for all plant care during the period of establishment for replaced plants and shall comply with all requirements of the Authority Having Jurisdiction.
- 2) Plants that do not meet the requirements for acceptance will be replaced by the Contractor at their expense and carry the same guarantee.
- 3) Restoration of trees shall be of the same species, variety, balanced appearance, and size.
- 4) Restoration of shrubs, small trees, or evergreens will be of the same species, variety, balanced appearance, and size, either height or width.

c) Any of the above items neglected by the Contractor will be handled by the Owner. The Owner may deduct the cost of such work from any monies due the Contractor or recover the cost from Contractor.



Resolution #: R-17-23

Account: 01-60-722200; NTE \$20,000

Approvals: *Author / Manager / Finance / Admin*

JH RCB CAP PDM

REQUEST FOR BOARD ACTION

Date: 4/13/2023

Description: **A Resolution Approving a First Amendment to Task Order No. 02 under a Master Contract with Dixon Engineering, Inc.**

Agenda Section: Engineering & Construction

Originating Department: Engineering

01-60-722200 (Increase in Cost by \$20,000.00)

On August 18, 2022, the Commission approved R-50-22, Task Order No. 02 with Dixon Engineering, Inc. for services related to the preparation of Technical Specifications and Bidding Documents for PSD-11/22, a Contract for the Coatings Rehabilitation of the Influent, Effluent, and 72" Meter Building piping and related structural elements. Task Order No. 02 also included limited resident engineering services including a total of 36 "Hold Point" Inspections.

The PSD-11/22 Contract specified applying an insulative coating to 84" diameter piping which requires an application of 150 mil dry film thickness. To reach this dry film thickness requirement, the coating needs to be applied 8-10 times. Not anticipated during Task Order No. 02 development, the work requires inspection at each layer of coating application. This coating system requirement will require additional Hold-Point Inspections and Resident Engineering Services from Dixon, that were not originally anticipated.

Approval of Resolution R-17-23 would approve the First Amendment to Task Order No. 2. to Dixon Engineering, Inc. for additional Resident Engineering Services and Hold-Point Inspections for PSD-11/22. This work is at an additional cost of \$20,000 revising the Task Order not-to-exceed cost from \$38,600.00 to \$58,600.00.

Recommended Motion:

To adopt Resolution No. R-17-23.

DUPAGE WATER COMMISSION

RESOLUTION NO. R-17-23

**A RESOLUTION APPROVING A FIRST AMENDMENT TO TASK ORDER NO. 02
UNDER A MASTER CONTRACT WITH DIXON ENGINEERING, INC.**

WHEREAS, the DuPage Water Commission (the “Commission”) entered into a contract with Dixon Engineering, Inc. (the “Consultant”) to provide, from time to time, professional engineering services in connection with various projects of the Commission (the “Master Contract”); and

WHEREAS, the Master Contract sets forth the terms and conditions pursuant to which the Commission will obtain from time to time, and the Consultant will provide from time to time, professional engineering services for such discrete projects as are delineated and described in Task Orders to be approved by the Commission and the Consultant; and

WHEREAS, pursuant to Resolution No. R-50-22, the Commission approved Task Order No. 02 to the Master Contract for Professional Engineering Services for the DuPage Water Commission; and

WHEREAS, the Commission and Consultant desire to amend Task Order No. 02 to the Master Contract to add to the scope of work for resident engineering services and to increase the not-to-exceed cost of the services, the Board of Commissioners of the DuPage Water Commission hereby finding and determining, based upon the representations of Staff and Consultant that the circumstances said to necessitate the changes were not reasonably foreseeable at the time Task Order No. 02 was signed, the changes are germane to the Task Order as signed, and/or the changes are in the best interest of the DuPage Water Commission and authorized by law; and

WHEREAS, the Consultant has approved the First Amendment to Task Order No. 02 attached hereto and by this reference incorporated herein and made a part hereof as Exhibit 1;

NOW, THEREFORE, BE IT RESOLVED by the Board of Commissioners of the DuPage Water Commission as follows:

SECTION ONE: The foregoing recitals are incorporated herein and made a part hereof as findings of the Board of Commissioners of the DuPage Water Commission.

SECTION TWO: The First Amendment to Task Order No. 02 attached hereto as Exhibit 1 shall be and hereby is approved.

SECTION THREE: This Resolution shall be in full force and effect from and after its adoption.

	Aye	Nay	Absent	Abstain
Bouckaert, D.				
Broda, J.				
Fennell, J.				
Gans, R.				
Healy, J.				
Novotny, D.				
Pruyn, J.				
Rush, K.				
Russo, D.				
Saverino, F.				
Suess, P.				
Van Vooren, D.				
Zay, J.				

ADOPTED THIS ____ DAY OF _____, 2023.

James Zay, Chairman

ATTEST:

Danna Mundall, Clerk

Board/Resolutions/2022/R-17-23.docx

EXHIBIT 1

FIRST AMENDMENT TO TASK ORDER NO. 2

In accordance with Section 1.1 of the Master Contract for Professional Engineering Services dated March 16, 2018, Owner and Consultant agree as follows:

1. **Project:**

Prepare the Technical Specifications and Bidding Documents using Design, Bid, Build Project Strategy to include; Additions to General or Special Conditions for placement into Owner's standard form of bidding/contract documents relevant to coating rehabilitation projects; Develop Technical Specifications and Drawings for Health, Safety and Structural Repairs following at a minimum AWWA, NACE & SSPC (AMPP) and OSHA standards and perform routine inspections of the work while in progress, based upon Dixon Engineering's proposal 13-22-66-21 dated July 21, 2022. and revised scope of work email dated April 3, 2023.

2. **Services of Consultant:**

Section 2.A Section 2, entitled "Basic Services" of Task Order No. 2 shall be amended for additional Construction Phase Services to include.

"A. Basic Services:

2. **Construction Phase Services**

- a. Consult with Owner and act as Owner's representative as provided in Dixon Proposal 13-22-66-21 and amended by an email dated April 3, 2023, including:
 1. Attend Meetings.
 2. Perform Shop Drawing reviews.
 3. Observe, monitor, and report Contractor's work activities.
 4. Perform hold point inspections prior to abrasive blasting, prior to primer and coating applications, prior to finish coat applications, at the end of project for punch list items. Provide detailed reports with surface conditions, ambient temperatures, and dry/wet film thickness per each hold point inspection.
3. Additional work as identified in Dixon Proposal 13-22-66-21 and email dated April 3, 2023.

4. **Contract Price:**

Section 4, entitled "Contract Price" of Task Order No. 2 shall be amended in its entirety so that said Section 4 shall hereafter be and read as follows:

"For providing, performing, and completing each phase of Services, an amount equal to Consultant's Direct Labor Costs opposite each such phase, plus an amount equal to the actual costs of all Reimbursable Expenses, but not to exceed, in each phase of Services, the following not to exceed amount set forth opposite each such phase except as adjusted by a Change Order issued pursuant to Section 2.1 of the Contract

Design and Construction Phase Services – Not to Exceed \$58,600.00

In all other respects, Task Order No. 2 to the Contract shall remain in full force and effect, and Task Order No. 2 to the Contract shall be binding on both parties as hereinabove amended.

The Effective Date of this Task Order is April 21, 2023.

DuPAGE WATER COMMISSION

By: _____

Paul D. May, P.E.
General Manager

DESIGNATED REPRESENTATIVE FOR TASK ORDER:

Name: Jessica Haney
Title: Project Engineer
Address: 600 East Butterfield Road, Elmhurst, Illinois 60126-4642
E-mail Address: haney@dpwc.org
Phone: (630) 834-0100

Dixon Engineering, Inc.

By: _____

Todd Schaefer
Project Manager

DESIGNATED REPRESENTATIVE FOR TASK ORDER:

Name: Todd Schaefer
Title: Project Manager
E-mail Address: todd.schaefer@dixonengineering.net
Phone: 630-376-8322



Resolution #: R-18-23

Account: 01-60-663300, \$30,600.14

Approvals: *Author / Manager / Finance / Admin*

D.P. RCB CAP PDM

REQUEST FOR BOARD ACTION

Date: 4/13/2023

Description: **A Resolution to Authorize Approval of Certain Work Authorization Orders Under Quick Response Contract QR-12/21.**

Agenda Section: Engineering & Construction

Originating Department: Pipeline

The Commission entered into certain agreements dated June 30, 2021, with John Neri Construction Co., Inc., Rossi Contractors, Inc., and Benchmark Construction Co., Inc., Contract QR-12/21, for quick response construction work, as needed, through the issuance of Work Authorization Orders. Resolution No. R-18-23 would approve the following Work Authorization Orders under the Quick Response Contracts.

Work Authorization Order No. 12.019: This work authorization is to Rossi Contractors, Inc. to repair or replace the Dresser couplings on each 16" effluent pipe and mitigate corrosion and water leaking into the building structure at 6 (six) meter stations. During routine inspections staff identified a problem with the Dresser couplings which are unable to be repaired in-house. Staff solicited cost estimates for this work from all three of its QR-12/21 contractors and Mecon Industries, Inc. The results are listed in the table below:

Rossi Contractors, Inc.	\$30,600.14
Neri Construction Co., Inc.	\$49,500.00
Mecon Industries, Inc.	\$52,800.00
Benchmark Construction Co., Inc.	\$60,297.60

Staff is recommending the approval of Resolution R-18-23 approving Work Authorization Order Number 12.019 to Rossi Contractors, Inc. for the work necessary to repair or replace the six (6) Dresser coupling on 16" effluent pipes.

The estimated cost of this work is \$30,600.14.

Recommended Motion:

To Authorize approval of Resolution R-18-23 and ratify Work Authorization Order Number 12.019 to Rossi Contractors Inc. for the work described at the estimated at \$30,600.14.

DuPAGE WATER COMMISSION

RESOLUTION NO. R-18-23

**A RESOLUTION APPROVING AND RATIFYING
CERTAIN WORK AUTHORIZATION ORDERS
UNDER QUICK RESPONSE CONTRACT QR-12/21**

WHEREAS, the DuPage Water Commission (the "Commission") entered into certain agreements dated June 30, 2021, with John Neri Construction Co., Benchmark Construction Co., Inc., and Rossi Contractors, Inc. for quick response construction work related to the Commission's Waterworks System (said agreements being hereinafter collectively referred to as "Contract QR-12/21"); and

WHEREAS, Contract QR-12/21 is designed to allow the Commission to direct one or more or all the quick response contractors to perform quick response construction work, including without limitation construction, alteration, and repair related to the Commission's Waterworks System, as needed through the issuance of Work Authorization Orders; and

WHEREAS, the need for quick response construction work could not have been reasonably foreseen at the time the contracts were signed;

NOW, THEREFORE, BE IT RESOLVED by the Board of Commissioners of the DuPage Water Commission as follows:

SECTION ONE: The foregoing recitals are hereby incorporated herein and made a part hereof as findings of the Board of Commissioners of the DuPage Water Commission.

SECTION TWO: The Work Authorization Orders attached hereto and by this reference incorporated herein and made a part hereof as Exhibit 1 shall be and hereby are approved and, if already issued, ratified because the Board of Commissioners of the DuPage Water Commission has determined, based upon the representations of staff, that the circumstances said to necessitate the Work Authorization Orders were not reasonably foreseeable at the time the contracts were signed, the Work Authorization Orders are germane to the original contracts as signed, and/or the Work Authorization Orders are in the best interest of the DuPage Water Commission and authorized by law.

SECTION THREE: This Resolution shall constitute the written determination required by Section 33E-9 of Article 33E of the Criminal Code of 1961 and shall be in full force and effect from and after its adoption.

	Aye	Nay	Absent	Abstain
Bouckaert, D.				
Broda, J.				
Fennell, J.				
Gans, R.				
Healy, J.				
Novotny, D.				
Pruyn, J.				
Rush, K.				
Russo, D.				
Saverino, F.				
Suess, P.				
Van Vooren, D.				
Zay, J.				

ADOPTED THIS _____ DAY OF _____, 2023.

James Zay, Chairman

ATTEST:

Danna Mundall, Clerk

Board/Resolutions/2023/R-18-23.docx

EXHIBIT 1

WORK AUTHORIZATION ORDER

SHEET 1 OF 2

CONTRACT QR-12/21: QUICK RESPONSE CONTRACT

WORK AUTHORIZATION ORDER NO.: QR-12.019

LOCATION:

Meter Station 8E, 10C, 13A, 16A, 20B, 21C

CONTRACTOR:

Rossi Contractors, Inc.

DESCRIPTION OF WORK:

Repair or replace the Dresser couplings on each 16-inch effluent pipe and mitigate pipeline corrosion and minor leakage at Meter Stations 8E, 10C, 13A, 16A, 20B, 21C.

REASON FOR WORK:

To replace end-of-life apparatus and stop water leaking from the existing couplings into the station substructures.

MINIMUM RESPONSE TIME:

N/A

COMMISSION-SUPPLIED MATERIALS, EQUIPMENT AND SUPPLIES TO BE INCORPORATED INTO THE WORK:

N/A

THE WORK ORDERED PURSUANT TO THIS WORK AUTHORIZATION ORDER

IS IS NOT PRIORITY WORK

SUPPLEMENTARY NOTIFICATION OF POTENTIALLY HAZARDOUS CONDITIONS:

N/A

SUBMITTALS REQUESTED:

YES

SUPPLEMENTARY CONTRACT SPECIFICATIONS AND DRAWINGS:

YES

DuPAGE WATER COMMISSION

By: _____
Signature of Authorized
Representative

DATE: _____

CONTRACTOR RECEIPT ACKNOWLEDGED AND DESIGNATION OF SAFETY REPRESENTATIVE:

By: _____ Safety Rep: _____
Signature of Authorized Name and 24-Hr Phone No.
Representative

DATE: _____



MEMORANDUM

To: Paul May, General Manager
From: Cheryl Peterson, Financial Administrator
Date: 4/11/2023
Subject: Accounts Payable Listings

Following is a summary of the Accounts Payable to be considered at the April 20, 2023, Commission meeting:

March 8, 2023, to April 11, 2023, A/P Report	\$9,028,263.16
Accrued and estimated payments required before May 2023 Commission meeting	<u>4,046,875.00</u>
Total	<u><u>\$13,075,138.16</u></u>

cc: Chairman and Commissioners



Payable Number	Description	Post Date	Payable Amount	Net Amount
Payable Account: 01-211000 - ACCOUNTS PAYABLE				
Vendor: 1663 2000730428	AECOM Hydraulic Model Calibration	03/23/2023	20,697.13	Payable Count: (1) 20,697.13
Vendor: 2228 PM6A0016076 PM6A0016077 PM6A0016078 PM6A0016079 PM6A0016080	Altorfer Industries, Inc. Replace Engine Fan Belts & Remove Engine Oil Lines Replace Engine Fan Belts & Remove Engine Oil Lines Replace Engine Fan Belts & Remove Engine Oil Lines Replace Engine Fan Belts & Remove Engine Oil Lines Repair Alternator on Diesel Generator 2	03/31/2023 03/31/2023 03/31/2023 03/31/2023 03/31/2023	4,452.27 4,452.27 4,452.27 4,452.27 1,088.47	Payable Count: (5) 4,452.27 4,452.27 4,452.27 4,452.27 1,088.47
Vendor: 2432 INV-1684841-F4B8X8 INV-1685090-Q0B1R7	AMPP Membership Renewal - #11177742 Membership Renewal - #11177598	04/11/2023 04/11/2023	190.00 190.00	Payable Count: (2) 190.00 190.00
Vendor: 2173 SRV23-01445	Atomatic Mechanical Services, Inc. Return BAS Systems to Normal Operation from Manual	03/31/2023	750.00	Payable Count: (1) 750.00
Vendor: 1731 INV0006688	Benchmark Construction Co, Inc. QR 12/21 WAO 16 DPS Drainage Project - Payment #2	03/31/2023	160,500.03	Payable Count: (1) 160,500.03
Vendor: 2283 INV0006679	BMO HARRIS CREDIT CARD Combined Statements: March 2023	03/31/2023	4,364.55	Payable Count: (1) 4,364.55
Vendor: 1049 90175301	CDM SMITH INC. DPPS Improvements Engineering - Site Drainage	03/31/2023	9,709.57	Payable Count: (1) 9,709.57
Vendor: 1023 HL26487 HV51599	CDW Government Ethernet Cable Box Extreme Customer Support Renewal	03/21/2023 04/11/2023	471.42 3,250.00	Payable Count: (2) 471.42 3,250.00
Vendor: 1135 INV0006692	CITY OF CHICAGO SUPERINTENDENT OF WATER COLLECTION WATER BILLING: March 2023	03/31/2023	8,757,453.41	Payable Count: (1) 8,757,453.41
Vendor: 1055 9663283241	GRAINGER Meter Station Supplies	04/11/2023	27,260.37	Payable Count: (1) 27,260.37
Vendor: 1063 200080175	ILLINOIS SECTION AWWA Water Class & Textbook - Sopana	04/11/2023	610.00	Payable Count: (1) 610.00
Vendor: 1904 01410775 01411817	IT SAVVY LLC Computer Monitor Stands Computer	03/14/2023 03/21/2023	582.41 1,424.94	Payable Count: (2) 582.41 1,424.94
Vendor: 1347 INV0006681	JASON UNGER Watercon 2023 Expense Reimbursement	03/31/2023	312.42	Payable Count: (1) 312.42
Vendor: 2311 INV0006682	JESSICA HANEY ISAWWA Expense Reimbursement	03/31/2023	580.53	Payable Count: (1) 580.53
Vendor: 1220 INV0006687	MICHAEL WEED Watercon 2023 Expense Reimbursement	03/31/2023	191.47	Payable Count: (1) 191.47
Vendor: 1194 SC0000069547 IV963481	MK BATTERY Batteries - Return Replacement Batteries for UPS	09/21/2021 09/28/2021	-239.00 222.03	Payable Count: (2) -239.00 222.03
Vendor: 2189 INV0006665	NCPERS Group Life Ins. NCPERS - IMRF 6641	03/31/2023	44.28	Payable Count: (1) 44.28

Board Open Payable Report

As Of 04/11/2023

Payable Number	Description	Post Date	Payable Amount		Net Amount
Vendor: 1974 INV-89	NEW HORIZONS Microsoft Project Courses	03/16/2023	870.00	Payable Count: (1)	870.00 870.00
Vendor: 1178 245289	PADDOCK PUBLICATIONS, INC. Legal Notice: Budget Hearing	03/21/2023	66.70	Payable Count: (1)	66.70 66.70
Vendor: 1321 104885	PERSPECTIVES, LTD. EMPLOYEE ASSISTANCE SVC: QUARTER 1	04/06/2023	273.00	Payable Count: (1)	273.00 273.00
Vendor: 1385 30566 30644	QUALITY BACKFLOW TESTING INC. Annual Regulatory Backflow Testing Repair of Backflow	03/14/2023 03/31/2023	1,140.00 1,350.00	Payable Count: (2)	2,490.00 1,140.00 1,350.00
Vendor: 2032 0551-015643847	REPUBLIC SERVICES #551 REFUSE DISPOSAL - April 2023	04/11/2023	146.17	Payable Count: (1)	146.17 146.17
Vendor: 1813 FOCS197723	ROESCH FORD Service for Truck 47	04/11/2023	255.51	Payable Count: (1)	255.51 255.51
Vendor: 1137 501009	ROSSI CONTRACTORS, INC. Insurance and Bond for QR-12/21 2022/2023	03/31/2023	12,000.00	Payable Count: (1)	12,000.00 12,000.00
Vendor: 1773 3532486086 3532486087	STAPLES ADVANTAGE Office Supplies - Return Office Supplies	03/31/2023 03/31/2023	-13.78 13.78	Payable Count: (2)	0.00 -13.78 13.78
Vendor: 2163 9306129	Sterling Talent Solutions Background Checks	03/16/2023	1,980.40	Payable Count: (1)	1,980.40 1,980.40
Vendor: 2430 352741	UNITED SCRAP METAL, INC. Scrap Metal Removal from Vehicle Storage Area	03/14/2023	1,051.60	Payable Count: (1)	1,051.60 1,051.60
Vendor: 2096 INV0006709	William A. Fates Service as Treasurer: April 2023	04/11/2023	1,666.67	Payable Count: (1)	1,666.67 1,666.67
Payable Account 01-211000				Payable Count: (38)	Total: 9,028,263.16

Payable Account Summary

Account	Count	Amount
01-211000 - ACCOUNTS PAYABLE	38	9,028,263.16
Report Total:	38	9,028,263.16

Payable Fund Summary

Fund	Count	Amount
01 - WATER FUND	38	9,028,263.16
Report Total:	38	9,028,263.16

DUPAGE WATER COMMISSION
ITEMS TO BE PAID BY 5-18-23
Board Meeting Date: April 20, 2023

Estimate Amount	Description	Check Number	Payment Date	Payment Amount
55,000.00	Blue Cross Blue Shield - Health Insurance			
8,000.00	Euclid Managers - Dental Insurance			
12,000.00	Illinois Public Risk Fund - Workers Comp.			
200.00	Envision Health Care - Administration Fees			
400.00	Healthiest You			
150.00	NCPERS - IMRF			
20,000.00	ComEd - Utility Charges			
400,000.00	Mid American Energy Services - Utility Charges			
180,000.00	City of Chicago - Lexington. Electric			
35,000.00	City of Chicago - Lexington Labor Costs			
35,000.00	City of Chicago - Repairs & Maintenance			
2,000.00	City of Naperville -Meter Station Electric Bills			
15,000.00	Nicor - Gas			
400.00	Comcast - Internet Service			
3,000.00	AT & T - Telephone Charges			
3,000.00	AT & T - Scada Backhaul Network/IP Flex			
1,000.00	Fed - Ex - Postage/Delivery			
5,000.00	Procurement Card Charges			
200.00	Anderson - Pest Control			
400.00	Republic Services - Disposal Services			
500.00	Aramark - Supplies			
1,000.00	Cintas- Supplies			
200.00	Elecsys - Cell Data Services			
3,500.00	AL Warren - Fuel			
600.00	Toshiba - Copy and Leas Charges			
2,100.00	Multisystem Management - Cleaning Services			
625.00	Pitney Bowes - Postage			
8,000.00	Grainger - Supplies for Operations			
2,500.00	Verizon - Wireless Service			
300.00	Verizon Connect - Diagnostics			
50.00	City of Aurora - Microbial Analysis			
150.00	Logical Media - Hosting Services			
1,700.00	William Fates - Treasurer			
6,000.00	Baker Tilly			
15,000.00	Schirott, Luetkehans & Garner, LLC			
7,000.00	IT Savvy - Network Support			
200.00	Alexander Kefaloukos - Security			
600.00	Red Wing - Uniforms			
100.00	Elmhurst Occupational Health - New employee			
500.00	Elmhurst Standard Plaza - Vehicle Maintenance			
200.00	Soooper Lube - Vehicle Maintenance			
200.00	Sterling - Background Checks			
1,500.00	Storino Ramello & Durkin			
500.00	Local 399 Training courses			
4,000.00	Beary - Landscaping			
2,000.00	Beary - Tanksite Landscaping			
2,000.00	Bedrock - Landscaping			
3,000.00	Burns & McDonald - Meter shop Validation/Assistance Consultation			
300.00	CDW - Cable Management Tools			
1,000.00	Concrete Hero - Repair uneven walkway at entrance			
1,000.00	Cintas - Uniforms			
1,600.00	Core & Main - Sensus Omni Meter Chamber Repair/Replace			
3,500.00	Corrpro - Annual Standpipe CP System Inspections (5)			
16,000.00	Dell - Office 365 & Azure P1 License Renewal			
300.00	Ebel's Ace Hardware - Project Supplies			
5,200.00	Fanwest - Magnesium Anodes			
2,100.00	FE Moran - Semi Annual Inspection & Testing			
5,000.00	Friendly Ford - Repairs to Pipeline F150			
15,000.00	Grainger - MS and ROV Sump pumps			
9,500.00	Grainger - Safety PPE Bags & Helmets			

**DUPAGE WATER COMMISSION
ITEMS TO BE PAID BY 5-18-23
Board Meeting Date: April 20, 2023**

2,100.00	Hach - Monthly Chemicals
5,300.00	Hach - Reagent Sets, Cleaning, Tubing & Maintenance Kits
500.00	Home Depot - Project Supplies
15,000.00	IT Savvy - Primary Domain Controller Replacement Hardware
1,300.00	Kara Company - Julie Marking Paint and Stakes
600.00	MK Battery - Light Batteries
600.00	Office Depot - Supplies
500.00	Program One - Pressure Wash Retaining Wall/Planter Boxes
900.00	Program One - Window Cleaning
300.00	Redwing - Safety Shoes Villegas
300.00	Redwing - Safety Shoes Rizzo
300.00	Redwing - Safety Shoes McAvoy
1,500.00	Schneider - HID ID Badges for Security Access
1,500.00	Specialty Mat - Mat Service
600.00	Staples - Supplies
3,000.00	Unconventional Solutions - Replenish Stock for Pipe Tape Coat
100.00	William Wegner - WaterCon Travel Expense Reimb
750,000.00	Baxter and Woodman/Bolter Construction
60,000.00	Carollo Engineers - SCADA
40,000.00	Strand Associates - SCADA
15,000.00	Accenture - Infor Contract
25,000.00	Digicorp - SharePoint Online Migration
25,000.00	Carollo - Alternative Water Supply System Study
20,000.00	Sikich - FY 2023 Audit
20,000.00	Sikich - HR Consulting
15,000.00	Motorola - Starcom Service Fee
370,000.00	Benchmark - Drainage Improvements
250,000.00	Benchmark - TE-06/22
90,000.00	Benchmark - Frames/Lids
20,000.00	DeLasCasas - Stray Current Mitigation Resident Engineering
30,000.00	DeLasCasas - TIB Design
37,000.00	Jetco - Tank Cleaning
92,000.00	Neenah Foundry - Frame and Lids
110,000.00	Neri Construction - Structure Repairs
5,000.00	NIS - RCS Investigation
16,000.00	NIS - Indeterminate Need
16,000.00	NIS - TS-3/88 Work
16,000.00	NIS - TOP-E/87 Work
100.00	City of Chicago - Permits
300,000.00	Schneider - BAS System Upgrade
75,000.00	Pure Technologies - Valve Assessments
7,000.00	Pure Technologies - Camera Closed Valve
40,000.00	Dixon Engineering - Effluent/Influent Piping
250,000.00	G.P. Maintenance Services - Recoating Effluent/Influent
300,000.00	JJH - Generator Building Contractor
45,000.00	Greeley & Hansen - Resident Engineer Services
600.00	AMPP - Membership
50,000.00	CAT
20,000.00	AECOM - Tollway Review
1,000.00	Jessica Haney - Tuition Reimbursement
1,500.00	Jessica Haney - Fort Wayne Reimbursement
<u>4,046,875.00</u>	



MEMORANDUM

To: Commissioners

From: Paul D. May, P.E., General Manager

Date: April 13, 2023

Subject: Luetkehans, Brady, Garner & Armstrong February 2023 Invoices

I reviewed the Luetkehans, Brady, Garner & Armstrong invoices for services rendered during the period of February 1, 2023 through February 28, 2023 and recommend it for approval. The invoices should be placed on the April 20, 2023 Commission meeting accounts payable.

February 2023

Luetkehans Brady Garner & Armstrong

CATEGORY	<u>FEEES</u>	<u>HOURS BILLED</u>	<u>AVERAGE HOURLY RATE</u>	<u>ATTORNEYS & PARALEGALS EMPLOYED</u>	<u>MAJOR ACTIVITIES</u>
General	\$9,000.50	38.3	\$235.00	Luetkehans (15.7 @ \$235/hr.) Armstrong (7.70 @235/hr.) Garner (4.8 @235/hr.) Padilla (10.10 @235/hr.)	various (meetings, review agreements, correspondence, contracts, telephone conferences, and attend Board meeting)
Misc:	\$665.00				
Total:	\$9,665.50	38.3	\$235.00		



**DUPAGE
COUNTY**

DEBORAH A. CONROY
County Board Chair

630-407-6060
chair@dupageco.org

March 16, 2023

RE: Decennial Committees on Local Government Efficiency Act, 50 ILCS 70/1 *et seq.*

Dear Elected Official,

On June 10, 2022, Governor Pritzker signed the Decennial Committee on Local Government Efficiency Act, Public Act 102-1088, into law. On February 10, 2023, Public Act 102-1136 amended the original legislation to further define the requirements of this act. These new acts require all Illinois Local Governmental units that levy a tax (outside of municipalities and counties) to constitute a committee to study and report on local government efficiency. This letter is to assist you and your governmental unit in completing the requirements outlined in these new Public Acts. Additionally, I have enclosed a copy of the new state statute for your convenience.

The Act requires Governmental Units to complete the four following tasks:

1. Constitute a committee to review local efficiencies (ie. ordinances, procurement methods, operations, etc.) and hold their first community meeting by June 10, 2023.
 - a. The committee is composed of the president or chief elected (or appointed) official, all elected/appointed members of the governing board, at least two residents, and all other officers of the governmental unit. Additional members can be appointed if desired.
2. The committee must meet at least three times.
 - a. After each meeting, the committee must conduct a survey of residents who attended asking for input on the matters discussed at the meeting. This can be completed by sending out an e-mail survey to those in attendance who provided an e-mail address.
 - b. Note that the act requires a minimum of three meetings, committees can meet as many times as they want. Meetings must also be open to the public and abide by the Open Meetings Act.
3. Write a report with recommendations (if any) on efficiencies and increased accountability.
 - a. This report must summarize its work and findings which should include recommendations for increased accountability and efficiency. This includes, but is not limited to, the study of the governmental unit's governing statutes, ordinances, rules, procedures, powers, jurisdiction, shared services, intergovernmental agreements, and interrelationships with other governmental units and the State, data collection, and analysis as necessary to prepare a report that has recommendations regarding efficiencies. The report must be finalized and submitted within 18 months of the creation of this committee.

Deborah A. Conroy
Chair

District 1
Cindy Cronin Cahill
Michael Childress
Sam Tornatore

District 2
Elizabeth Chaplin
Paula Deacon Garcia
Yeena Yoo

District 3
Lucy Chang Evans
Kari Galassi
Brian Krajewski

District 4
Grant Eckhoff
Lynn LaPlante
Mary FitzGerald Ozog

District 5
Sadia Covert
Dawn DeSart
Patty Gustin

District 6
Sheila Rutledge
Greg Schwarze
James Zay



**DUPAGE
COUNTY**

DEBORAH A. CONROY
County Board Chair

630-407-6060
chair@dupageco.org

4. Submit the written report to the County in which the governmental unit is located.
 - a. Please submit this report to the County via the *Local Government Efficiency Act Report Submission Portal*. This portal can be accessed by visiting https://dupagecounty-ktgfp.formstack.com/forms/efficiency_act_report. The County will maintain a page on the website where all reports can be viewed by the residents of the county.

If you or your agency have any questions about submitting your committee's report, please contact Jason Blumenthal, Policy and Program Manager, at 630-407-6123 or Jason.Blumenthal@dupageco.org.

Sincerely,

Deborah A. Conroy
Chair
DuPage County Board

Enclosed: Decennial Committees on Local Government Efficiency Act, 50 ILCS 70/1 *et seq.*

Deborah A. Conroy
Chair

District 1
Cindy Cronin Cahill
Michael Childress
Sam Tornatore

District 2
Elizabeth Chaplin
Paula Deacon Garcia
Yeena Yoo

District 3
Lucy Chang Evans
Kari Galassi
Brian Krajewski

District 4
Grant Eckhoff
Lynn LaPlante
Mary FitzGerald Ozog

District 5
Sadia Covert
Dawn DeSart
Patty Gustin

District 6
Sheila Rutledge
Greg Schwarze
James Zay

Information maintained by the Legislative Reference Bureau

Updating the database of the Illinois Compiled Statutes (ILCS) is an ongoing process. Recent laws may not yet be included in the ILCS database, but they are found on this site as [Public Acts](#) soon after they become law. For information concerning the relationship between statutes and Public Acts, refer to the [Guide](#).

Because the statute database is maintained primarily for legislative drafting purposes, statutory changes are sometimes included in the statute database before they take effect. If the source note at the end of a Section of the statutes includes a Public Act that has not yet taken effect, the version of the law that is currently in effect may have already been removed from the database and you should refer to that Public Act to see the changes made to the current law.

LOCAL GOVERNMENT (50 ILCS 70/) Decennial Committees on Local Government Efficiency Act.

(50 ILCS 70/1)

Sec. 1. Short title. This Act may be cited as the Decennial Committees on Local Government Efficiency Act.

(Source: P.A. 102-1088, eff. 6-10-22.)

(50 ILCS 70/5)

Sec. 5. Definitions. As used in this Act:

"Governing board" means the governing body of a governmental unit. If the governmental unit is a road district, then "governing board" means the governing body of the road district, as provided in Division 1 of Article 6 of the Illinois Highway Code, including, but not limited to, the highway board of auditors, the highway commissioner of a township road district, the township board of trustees, the city council, the municipal president and board of trustees, or the county board, as applicable.

"Governmental unit" means all entities that levy taxes and are also units of local government, as defined in Section 1 of Article VII of the Illinois Constitution, except municipalities and counties.

(Source: P.A. 102-1088, eff. 6-10-22; 102-1136, eff. 2-10-23.)

(50 ILCS 70/10)

Sec. 10. Formation of committee; members; vacancy; administrative support.

(a) By June 10, 2023 (one year after the effective date of this Act) and at least once every 10 years after June 10, 2023, each governmental unit must form a committee to study local efficiencies and report recommendations regarding efficiencies and increased accountability to the county board in which the governmental unit is located.

(b) Each committee's membership shall include the elected or appointed members of the governing board of the governmental unit; at least 2 residents within the territory served by the governmental unit, who are appointed by the chair of the governing board, with the advice and consent of the governing board; and any chief executive officer or other officer of the governmental unit. The committee shall be chaired by the president or chief elected or appointed official of the governing board or his or her designee. The chairperson may appoint additional members to the committee as the chairperson deems appropriate.

Committee members shall serve without compensation but may be reimbursed by the governmental unit for their expenses incurred in performing their duties.

(b-5) In lieu of the committee described in subsection (a), a highway commissioner of a township road district in a county with a population under 400,000 and the township board of the same township may form a joint committee for the purposes described in subsection (a). That joint committee shall include:

the township trustees; the highway commissioner; at least 2 residents of the territory served by the governmental unit appointed by the township supervisor with the advice and consent of the township board; at least one resident of the governmental unit appointed by the highway commissioner; and the township supervisor. The joint committee shall be chaired by the township supervisor and shall issue a joint report with 2 sections, one section for the township and one section for the road district. Except with respect to its composition and report, the joint committee shall otherwise comply with subsection (b). References in this Act to a "committee" shall also include a joint committee formed under this subsection.

(c) A committee may employ or use the services of specialists in public administration and governmental management and any other trained consultants, analysts, investigators, and assistants it considers appropriate, and it may seek assistance from community colleges and universities as necessary to prepare the report required under Section 25.

(d) If a vacancy occurs in the committee membership, the vacancy shall be filled in the same manner as the appointments under subsection (b).

(e) Each governmental unit shall provide administrative and other support to its committee.

(Source: P.A. 102-1088, eff. 6-10-22; 102-1136, eff. 2-10-23.)

(50 ILCS 70/15)

Sec. 15. Duties of a committee. The duties of a committee include, but are not limited to, the study of the governmental unit's governing statutes, ordinances, rules, procedures, powers, jurisdiction, shared services, intergovernmental agreements, and interrelationships with other governmental units and the State. The committee shall also collect data, research, and analysis as necessary to prepare the report described in Section 25.

(Source: P.A. 102-1088, eff. 6-10-22.)

(50 ILCS 70/20)

Sec. 20. Meetings. Each committee shall meet at least 3 times. The committee may meet during a regularly scheduled meeting of the governmental unit as long as: (1) separate notice is given in conformance with the Open Meetings Act; (2) the committee meeting is listed as part of the governing board's agenda; and (3) at least a majority of the members of the committee are present at the committee's meeting. Each meeting of the committee shall be public, and the committee shall provide an opportunity for any person to be heard at the public hearings for at least 3 minutes. The committee may require speakers to register. The committee shall meet in accordance with the Open Meetings Act, and the committee shall be a public body to which the Freedom of Information Act applies.

At the conclusion of each meeting, the committee shall conduct a survey of residents who attended asking for input on the matters discussed at the meeting. A survey conducted via email to all residents who attended the meeting and provided a valid email address will be sufficient to satisfy the requirements of this paragraph.

(Source: P.A. 102-1088, eff. 6-10-22; 102-1136, eff. 2-10-23.)

(50 ILCS 70/25)

Sec. 25. Report. Each committee shall summarize its work and findings within a written report, which shall include recommendations in respect to increased accountability and efficiency, and shall provide the report to the administrative office of each county board in which the governmental unit is

located no later than 18 months after the formation of the committee. The report shall be made available to the public.

For purposes of this Section, if a governmental unit is located in multiple counties, the committee may, if required, provide the same report to the county board of each of those counties.

(Source: P.A. 102-1088, eff. 6-10-22; 102-1136, eff. 2-10-23.)

(50 ILCS 70/30)

Sec. 30. Dissolution of the committee. After a committee has made the report required under Section 25 available to the public, the committee is dissolved until it is reestablished with newly appointed members under Section 10.

(Source: P.A. 102-1088, eff. 6-10-22.)

(50 ILCS 70/85)

Sec. 85. (Amendatory provisions; text omitted).

(Source: P.A. 102-1088, eff. 6-10-22; text omitted.)

(50 ILCS 70/90)

Sec. 90. (Amendatory provisions; text omitted).

(Source: P.A. 102-1088, eff. 6-10-22; text omitted.)

(50 ILCS 70/99)

Sec. 99. Effective date. This Act takes effect upon becoming law.

(Source: P.A. 102-1088, eff. 6-10-22.)