



DuPage Water Commission

600 E. Butterfield Road, Elmhurst, IL 60126-4642
(630)834-0100 Fax: (630)834-0120

NOTICE IS HEREBY GIVEN THAT A SPECIAL COMMITTEE OF THE WHOLE MEETING OF THE DUPAGE WATER COMMISSION WILL BE HELD AT 6:00 P.M. ON THURSDAY, FEBRUARY 17, 2022, AT ITS OFFICE LISTED BELOW. THE AGENDA FOR THE SPECIAL COMMITTEE OF THE WHOLE MEETING IS AS FOLLOWS:

AGENDA

**DUPAGE WATER COMMISSION
COMMITTEE OF THE WHOLE
THURSDAY, FEBRUARY 17, 2022
6:00 P.M.**

**600 EAST BUTTERFIELD ROAD
ELMHURST, IL 60126**

- I. Roll Call
- II. Tentative Draft Fiscal Year 2022-2023 Budget
- III. Other
- IV. Adjournment

Board/Agenda/Commission/COW2202.doc

All visitors must present a valid driver's license or other government-issued photo identification, sign in at the reception area and wear a visitor badge while at the DuPage Pumping Station.



**DuPage Water Commission
Fiscal Year 2022-2023
Tentative Draft Budget
May 1, 2022 to April 30, 2023**

March 1, 2022



DuPage Water Commission

MEMORANDUM

TO: Charter Customers and Bond Trustees

FROM: Terry McGhee, Interim Manager of Water Operations

DATE: March 1, 2022

SUBJECT: FY 2022-2023 Tentative Draft Management Budget

The Board of Commissioners is currently reviewing the tentative draft management budget for the fiscal year 2022-2023. It is being sent to you as required by Section 7(L) of the Water Purchase Contract. This draft is subject to further completion of review and adoption by the Board of Commissioners. Please share this information with personnel in your organization involved in the budget process.

This budget is scheduled to be adopted after a charter customer hearing on April 21, 2022 at 6:00 PM. If you have questions regarding the budget, please feel free to call me at (630) 834-0100.

cc:

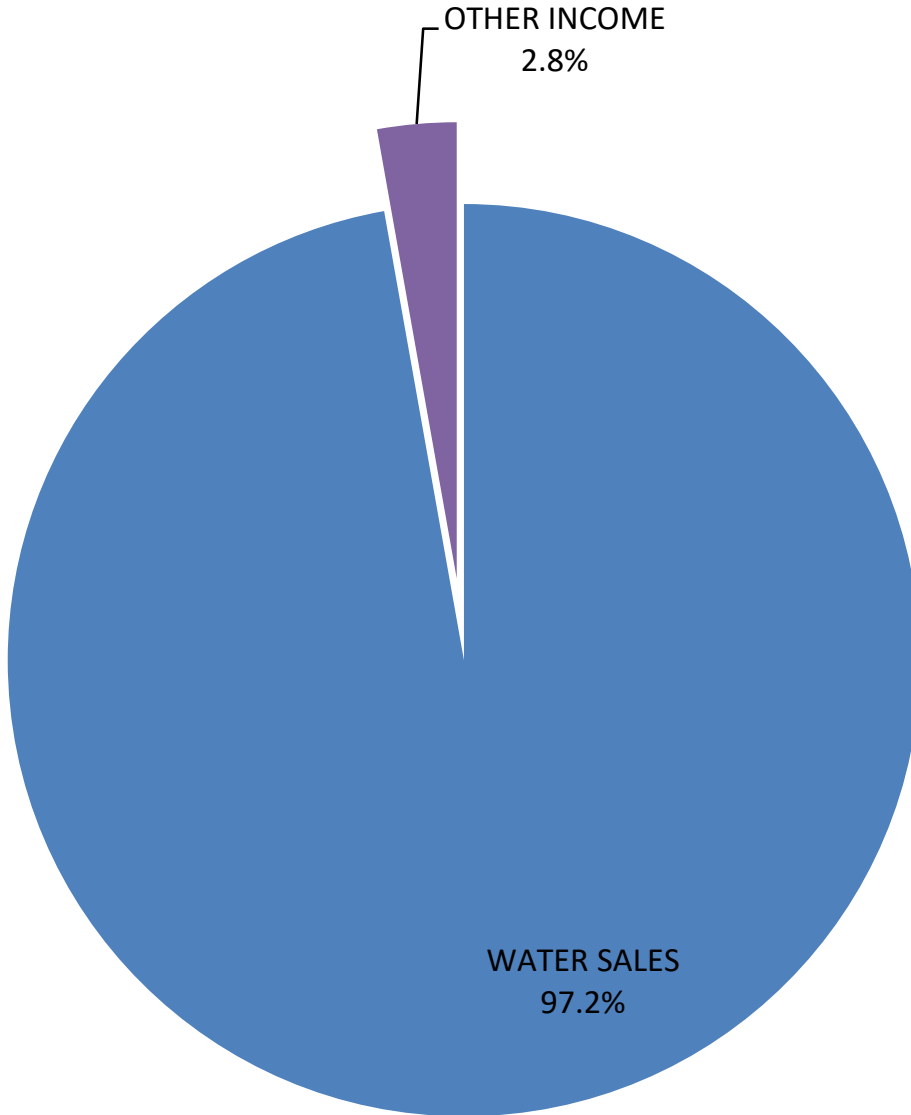
Chairman & Commissioners	County of DuPage
Argonne National Laboratory	Village of Bartlett
Illinois American Water Company	
City of Oakbrook Terrace	
Village of Winfield	

DuPage Water Commission
Tentative Draft Management Budget
May 1, 2022 to April 30, 2023
Executive Summary

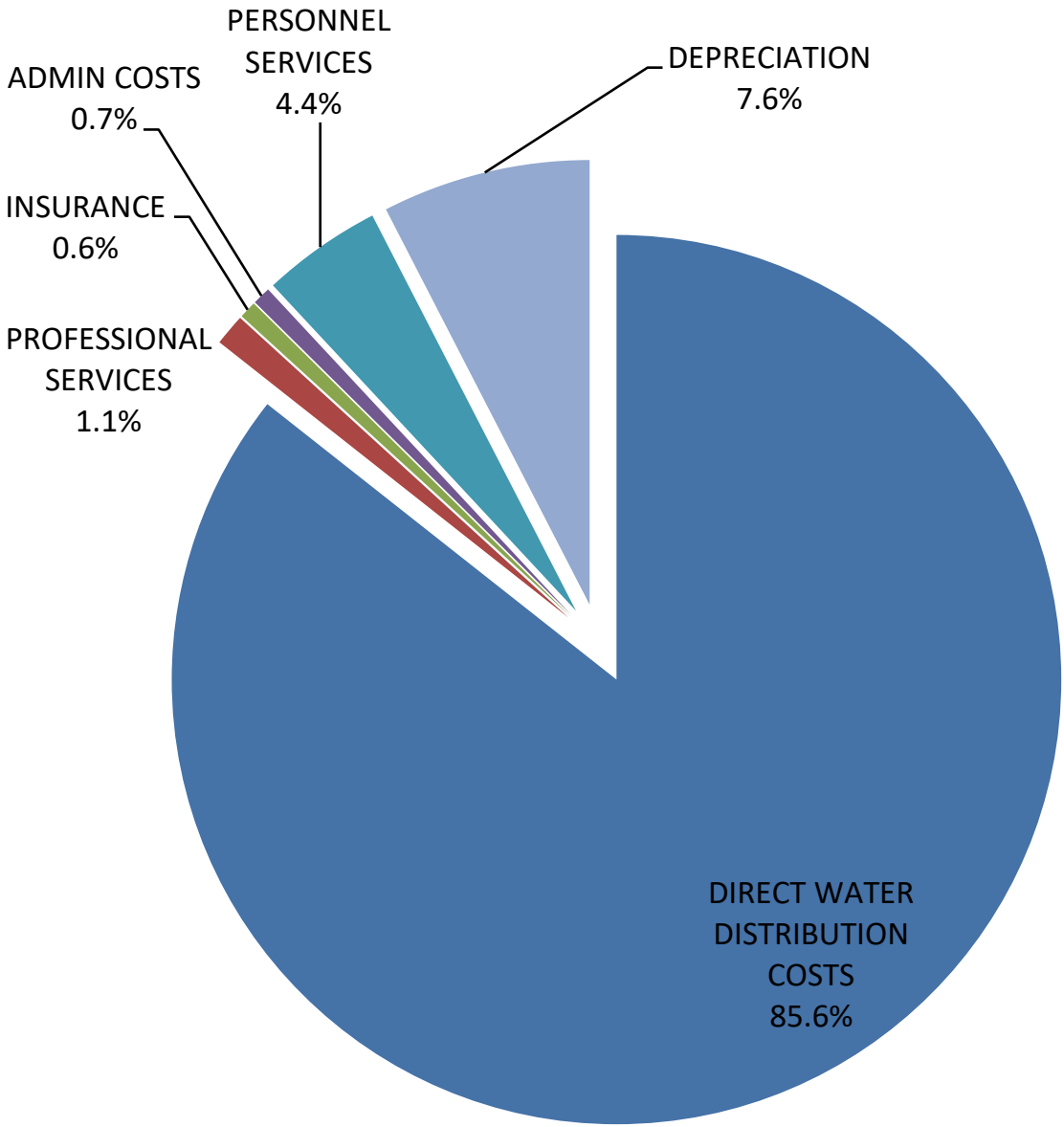
- With this Tentative Budget for fiscal year 2022-2023, the Commission continues to be a self-sustaining water utility, operating almost entirely on our water sales. The Commission continues to hold the line on spending while maximizing efficiencies.
- This Tentative Budget for fiscal year 2022-2023, which goes through April of 2023, reflects a 4.3% increase in the Commission's total water rate. The water rate will increase \$0.21 per thousand gallons from \$4.97 to \$5.18 per thousand gallons. This increase is due to a water rate increase from the City of Chicago based on the increase in the Consumer Price Index which was 7.1% as of December 2021 and continues to rise.
- The Commission has done an outstanding job at minimizing water rate increases for our customers. The Commission's total water rate back in January of 2015 was \$4.95 per thousand gallons. This will be the first notable increase in many years and is necessary to keep up with the ever-increasing costs of inflation which has driven up the costs of material and services
- The Commission understands that these are trying times for not only for the Commission but our customers as well. The average family of 4 in DuPage County uses approximately 10,000 gallons of water per month, this increase will typically raise their water bill by 7 cents per day still keeping their monthly water bill the lowest bill they see on a monthly basis.
- Total budgeted revenues increase by \$5.4 million versus the fiscal year 2021-2022 budget. The main drivers are as follows:
 - On May 1, 2022, the total Charter Customer's water rate will become \$5.18 per thousand gallons, with operations and maintenance rate being \$5.18 per thousand gallons and fixed cost equivalent remaining at \$0.00 per thousand gallons.
 - The Commission budgeted water sales revenues are expected to increase based upon the water rate increases. Budgeted usage is expected to remain unchanged from fiscal year 2021-2022.
 - The interest income is budgeted to increase in due to higher balances and a better rate of return on the Commission's current investments.
- Total operating expenses (excluding construction) increase by \$7.9 million versus the fiscal year 2021-2022 budget. The main drivers are as follows:
 - The total budgeted costs for water purchased from the City of Chicago increases from \$107.1 million to \$112.5 million, which is an increase in that expense by \$5.4 million. This amount is based on the expectation of a water rate increase from the City based upon the consumer price index from December 2021 to December 2022.

- Personnel services are budgeted to increase related to wage and salary adjustments, overtime, pension and medical benefits.
- Professional Services are budgeted to increase related to contractual services for document management and additional engineering services.
- Insurance expenses are budgeted to increase due to the addition of cyber insurance, and projected increases in property and umbrella coverage.
- Depreciation expenses are budgeted to increase from the previous fiscal year's budget due to the anticipated completion of some capital projects.
- All capital construction expenditures for fiscal year 2022-2023 have remained separated from operating accounts. The Commission has also included a Five-Year Capital Improvement Plan for 2022-2027.
- You will notice that there has been a change in the way the Commission classifies work tasks and projects, we have moved some projects from the Five-Year Capital Improvement Plan to the Operating Budget. This will allow the Commission to more accurately identify projects that are truly capital assets which can be depreciated or maintenance and repair projects that should fall under the operating budget.
- The Commission has also re-evaluated the Five-Year Capital Improvement Plan to better reflect the resources available to the Commission.

**DuPage Water Commission
2022-2023 Budget Projection
Revenues \$134,370,721**



**DuPage Water Commission
2022-2023 Budget Projection
Expenses \$141,861,293**



TOTAL REVENUES AND OPERATING EXPENSES. The Total Charter Customer water rate will increase on May 1, 2022 to \$5.18 per 1,000 gallons. The operation and maintenance component of the water rate is \$5.18 per 1,000 gallons and the fixed cost equivalent will remain at \$0.00 per 1,000 gallons. The rate increase is a result of an increase in the water rate by the City of Chicago.

As of June 1, 2016, the Commission stopped collecting sales tax.

Total operating expenditures in the fiscal year 2022-2023 budget are expected to increase primarily due to water rate increases, additional professional services, and increased repairs and maintenance costs.

CONSTRUCTION EXPENDITURES

Construction projects for fiscal year 2022-2023 include, generator building improvements, SCADA system, cathodic protection, and building automation upgrades.

DUPAGE WATER COMMISSION
TENTATIVE DRAFT MANAGEMENT BUDGET
MAY 1, 2022 TO APRIL 30, 2023

ACCT #	ACCOUNT TITLE	TOTAL FROM	WATER FUND FY 20-21 ACTUAL	WATER FUND FY 21-22 BUDGET	WATER FUND FY 21-22 PROJECTED	WATER FUND FY 22-23 BUDGET	% CHANGE FY 21-22 BUDGET VS FY 21-22 BUDGET PROJECTED	% CHANGE FY 21-22 BUDGET VS FY 22-23 BUDGET
01	500000							
	REVENUES							
01	511000	PAGE 3	132,886,255	125,276,568	131,000,000	130,569,945	4.6%	4.2%
01	512000	PAGE 3	0	0	0	0	N/A	N/A
01	513000	PAGE 3	2,784,740	2,784,740	2,784,732	2,784,740	0.0%	0.0%
01	514000	PAGE 3	39,330	20,725	20,000	21,250	-3.5%	2.5%
01	530010	PAGE 3	59,486	0	24,000	0	N/A	N/A
01	530030	PAGE 3	0	0	0	0	N/A	N/A
01	581000	PAGE 3	1,732,013	899,192	899,192	994,786	0.0%	10.6%
01	590000	PAGE 3	35,966	0	20,000	0	N/A	N/A
01	592000	PAGE 3	0	0	0	0	N/A	N/A
	TOTAL REVENUE		137,537,790	128,981,226	134,747,924	134,370,721	4.5%	4.2%
01	60 600000							
	OPERATING EXPENDITURES							
01	60 600000	PAGE 5	0	0	0	0	N/A	N/A
01	60 610000	PAGE 5	4,404,658	6,533,183	5,583,010	6,191,713	-14.5%	-5.2%
01	60 620000	PAGE 7	826,363	1,519,400	1,402,900	1,632,420	-7.7%	7.4%
01	60 640000	PAGE 8	634,489	783,300	669,600	900,300	-14.5%	14.9%
01	60 650000	PAGE 9	453,757	764,826	652,500	844,716	-14.7%	10.4%
01	60 660000	PAGE 10	117,201,513	113,707,805	117,798,900	121,468,194	3.6%	6.8%
01	60 670000	PAGE 11	0	0	0	0	N/A	N/A
01	60 680000	PAGE 11	90,480	85,950	84,500	91,950	-1.7%	7.0%
01	60 690000	PAGE 12	9,320,404	10,562,000	9,631,000	10,732,000	-8.8%	1.6%
	TOTAL OPERATING EXPENDITURES		132,931,664	133,956,464	135,822,410	141,861,293	1.4%	5.9%
01	60 700000	PAGE 13	0	0	0	0	N/A	N/A
	CONSTRUCTION EXPENDITURES							
	TOTAL EXPENDITURES		132,931,664	133,956,464	135,822,410	141,861,293	1.4%	5.9%
	NET OPERATING ACCOUNTING TRANSACTIONS		4,606,126	(4,975,239)	(1,074,486)	(7,490,572)	-78.4%	50.6%

FUND BALANCES. The Commission reports its net assets in accordance with Generally Accepted Accounting Principles (GAAP). Net Assets is categorized into three categories as follows:

Unrestricted Net Assets
Restricted Net Assets by Ordinance
Net Assets Invested in Capital, Net of Related Debt

Unrestricted Net Assets is a combination of Board designated reserve funds and the net amount of all other asset and liability accounts not accounted for as Restricted Net Assets by Ordinance or Net Assets Invested in Capital Assets, Net of Related Debt. The Board designated reserve funds include an Operating Reserve fund based upon maintaining a minimum balance of 180 days of operating expenses, which should be approximately \$71.0 million in the 2022-2023 budgeted fiscal year. This fund is to be used for rate stabilization, emergencies, and unscheduled costs related to the operation of the Commission. The Capital Reserve account will accumulate and maintain a minimum amount equal to the planned amounts required in the annually approved 5 Year Capital Improvement Plan. Funds deposited in this Fund shall be used to provide a ready source of funds for repair, refurbishment or acquisition of buildings, leaseholds, furniture, fixtures, and equipment necessary for the effective operation of the Commission and its programs. Another reserve fund is a Long-Term Water Capital Reserve fund that will continue to increase by at least \$175,000 a month. This fund is exclusively for the acquisition, replacement and upgrade of the Commission's water system infrastructure, and other capital assets.

Currently there are no Restricted Net Assets required by Ordinance.

Net Assets Invested in Capital, Net of Related Debt represents the Commission's infrastructure investment net of unpaid long-term debt used for its construction. The budgeted ending balance is based upon the prior year projected ending balance plus budgeted capital spending and scheduled debt payments, less depreciation expense.

DUPAGE WATER COMMISSION
TENTATIVE DRAFT MANAGEMENT BUDGET
MAY 1, 2022 TO APRIL 30, 2023

ACCT #	ACCOUNT TITLE	TOTAL FROM	WATER FUND FY 20-21 ACTUAL	WATER FUND FY 21-22 BUDGET	WATER FUND FY 21-22 PROJECTED	WATER FUND FY 22-23 BUDGET	% CHANGE FY 21-22 BUDGET VS FY 21-22 BUDGET PROJECTED	% CHANGE FY 21-22 BUDGET VS FY 22-23 BUDGET
	NET ASSETS BALANCE							
	NET CURRENT YEAR TRANSACTIONS	PAGE 1	4,606,126	(4,975,239)	(1,074,486)	(7,490,572)	-78.4%	50.6%
	BEGINNING NET ASSET BALANCE		546,754,529	551,360,655	551,360,655	550,286,169	0.0%	-0.2%
	ENDING NET ASSET BALANCE		551,360,655	546,385,416	550,286,169	542,795,597	0.7%	-0.7%
	NET ASSETS BALANCE ANALYSIS							
	UNRESTRICTED ASSETS							
	BOARD DESIGNATED:							
	HELD FOR EMERGENCY REPAIRS		0	0	0	0	N/A	N/A
	OPERATING RESERVE		72,317,590	69,210,969	69,210,969	70,978,829	0.0%	2.6%
	LONG-TERM WATER CAPITAL RESERVE		22,118,719	20,425,000	20,425,000	22,525,000	0.0%	10.3%
	CAPITAL RESERVE		65,894,876	64,750,000	64,750,000	63,050,000	0.0%	-2.6%
	NON-BOARD DESIGNATED:							
01	421400 NET UNRESTRICTED/UNCOMMITTED		55,680,704	40,333,181	68,434,234	56,784,302	69.7%	40.8%
01	421000 TOTAL UNRESTRICTED NET ASSETS		216,011,889	194,719,150	222,820,203	213,338,131	14.4%	9.6%
01	421000 UNRESTRICTED NET ASSETS		216,011,889	194,719,150	222,820,203	213,338,131	14.4%	9.6%
01	422000 RESTRICTED NET ASSETS BY ORDINANCE		0	0	0	0	N/A	N/A
01	423000 NET ASSETS INVESTED IN CAPITAL, NET OF RELATED DEBT		335,348,766	351,666,266	327,465,966	329,457,466	-6.9%	-6.3%
	NET ASSETS BALANCE		551,360,655	546,385,416	550,286,169	542,795,597	0.7%	-0.7%

WATER REVENUES. The Total Charter Customer water rate effective on May 1, 2022 is \$5.18 per 1,000 gallons, which is an \$0.21 increase from the prior fiscal year. The operation and maintenance component of the water rate is \$5.18 per 1,000 gallons and the fixed cost equivalent will remain at \$0.00 per 1,000 gallons. O&M revenues for fiscal year 2022-2023 are budgeted to increase based upon the water rate increase. The customers' water usage remains unchanged from the numbers budgeted in the 2021-2022 fiscal year.

The Subsequent Customer Charges (Capital Cost Recovery Charge) represents accrued charges budgeted for customers that were added after the charter customers. The Subsequent Customer Charges are expected to remain relatively unchanged from the prior fiscal year. Emergency Water Service charges includes actual water sold to Schaumburg, along with an annual fee.

SALES TAXES. No Sales tax revenues for the fiscal year 2022-2023 were budgeted due to the sun setting of the sales tax after June 1, 2016.

INVESTMENT & INTEREST INCOME. The average rate of return is budgeted conservatively to be 0.50% (benchmark) on all other Commission funds. The average amount invested is estimated to be \$170 million. A small amount of interest income will be collected with the Cost Recovery Loan payments from Bartlett and the Water Quality Loan payment from Carol Stream.

OTHER INCOME/CONTRIBUTIONS. No other income is budgeted.

DUPAGE WATER COMMISSION
TENTATIVE DRAFT MANAGEMENT BUDGET
MAY 1, 2022 TO APRIL 30, 2023

ACCT #	ACCOUNT TITLE	TOTAL FROM	WATER FUND FY 20-21 ACTUAL	WATER FUND FY 21-22 BUDGET	WATER FUND FY 21-22 PROJECTED	WATER FUND FY 22-23 BUDGET	% CHANGE FY 21-22 BUDGET VS FY 21-22 BUDGET PROJECTED	% CHANGE FY 21-22 BUDGET VS FY 22-23 BUDGET
01	500000							
	REVENUES							
01	510000							
	WATER REVENUES							
01	511000							
	O & M PAYMENTS		132,886,255	125,276,568	131,000,000	130,569,945	4.6%	4.2%
01	512000							
	FIXED COST PAYMENTS		0	0	0	0	N/A	N/A
01	513000							
	SUBSEQUENT CUSTOMER CHARGES		2,784,740	2,784,740	2,784,732	2,784,740	0.0%	0.0%
01	514000							
	EMERGENCY WATER SERVICE		39,330	20,725	20,000	21,250	-3.5%	2.5%
01	530010							
	SALES TAXES ASSIGNED TO WATER REVENUE		59,486	0	24,000	0	N/A	N/A
01	530030							
	SALES TAXES AVAILABLE FOR GENERAL USE		0	0	0	0	N/A	N/A
01	580000							
	INVESTMENT EARNINGS							
01	581000							
	INVESTMENT INCOME		1,051,289	700,000	700,000	800,000	0.0%	
01	582000							
	INTEREST INCOME		680,724	199,192	199,192	194,786	0.0%	-2.2%
01	590000							
	OTHER INCOME		35,966	0	20,000	0	N/A	N/A
01	592000							
	CONTRIBUTIONS*		0	0	0	0	N/A	
	TOTAL REVENUE		137,537,790	128,981,226	134,747,924	134,370,721	4.5%	4.2%

FIXED COST PAYMENT SCHEDULE. As required in the Charter Customer Water Purchase Contract, the schedule of fixed cost payments for the presently served Commission Customers is shown below. The costs are allocated based on historic water use for calendar years 2020 and 2021. However, fixed cost equivalent will remain at \$0.00 per 1,000 gallons.

DRAFT

DUPAGE WATER COMMISSION
 ESTIMATED CUSTOMER
 FIXED COST PAYMENT SCHEDULE
 MAY 1, 2022 TO APRIL 30, 2023

EXHIBIT 1

CUSTOMER	2020 & 2021	2020 & 2021	REQUIRED	FOR:	FOR:	FOR:	FOR:	FOR:	FOR:	FOR:	FOR:	FOR:	FOR:	FOR:	FOR:
	CALENDAR YEARS USE (1000 GAL)	CALENDAR YEARS % USAGE	\$0 AMOUNT TO BE RATE FUNDED \$0	05/31/22 DUE: 07/10/22	06/30/22 DUE: 08/10/22	07/31/22 DUE: 09/10/22	08/31/22 DUE: 10/10/22	09/30/22 DUE: 11/10/22	10/31/22 DUE: 12/10/22	11/30/22 DUE: 01/10/23	12/31/22 DUE: 02/10/23	01/31/23 DUE: 03/11/23	02/28/23 DUE: 04/10/23	03/31/23 DUE: 05/10/23	04/30/23 DUE: 06/10/23
ADDISON	2,199,352	4.1171%	\$0	\$0	\$0	\$0	\$0	\$0	\$0	\$0	\$0	\$0	\$0	\$0	\$0
BARTLETT	2,258,792	4.2284%	0	0	0	0	0	0	0	0	0	0	0	0	0
BENSENVILLE	1,029,010	1.9263%	0	0	0	0	0	0	0	0	0	0	0	0	0
BLOOMINGDALE	1,458,234	2.7297%	0	0	0	0	0	0	0	0	0	0	0	0	0
CAROL STREAM	2,234,087	4.1821%	0	0	0	0	0	0	0	0	0	0	0	0	0
CLARENDON HILLS	480,738	0.8999%	0	0	0	0	0	0	0	0	0	0	0	0	0
DARIEN	1,185,408	2.2190%	0	0	0	0	0	0	0	0	0	0	0	0	0
DOWNERS GROVE	3,599,505	6.7381%	0	0	0	0	0	0	0	0	0	0	0	0	0
ELMHURST	2,812,657	5.2652%	0	0	0	0	0	0	0	0	0	0	0	0	0
GLEN ELLYN	1,603,565	3.0018%	0	0	0	0	0	0	0	0	0	0	0	0	0
GLENDALE HTS	1,642,361	3.0744%	0	0	0	0	0	0	0	0	0	0	0	0	0
HINSDALE	1,821,846	3.4104%	0	0	0	0	0	0	0	0	0	0	0	0	0
ITASCA	847,813	1.5871%	0	0	0	0	0	0	0	0	0	0	0	0	0
LISLE	1,566,244	2.9319%	0	0	0	0	0	0	0	0	0	0	0	0	0
LOMBARD	2,622,889	4.9099%	0	0	0	0	0	0	0	0	0	0	0	0	0
NAPERVILLE	10,752,833	20.1288%	0	0	0	0	0	0	0	0	0	0	0	0	0
OAK BROOK	1,756,149	3.2874%	0	0	0	0	0	0	0	0	0	0	0	0	0
OAK BROOK TERRACE	167,979	0.3144%	0	0	0	0	0	0	0	0	0	0	0	0	0
ROSELLE	1,104,754	2.0680%	0	0	0	0	0	0	0	0	0	0	0	0	0
VILLA PARK	1,121,521	2.0994%	0	0	0	0	0	0	0	0	0	0	0	0	0
WESTMONT	1,666,013	3.1187%	0	0	0	0	0	0	0	0	0	0	0	0	0
WHEATON	3,228,346	6.0433%	0	0	0	0	0	0	0	0	0	0	0	0	0
WILLOWBROOK	655,817	1.2277%	0	0	0	0	0	0	0	0	0	0	0	0	0
WOOD DALE	796,025	1.4901%	0	0	0	0	0	0	0	0	0	0	0	0	0
WOODRIDGE	1,829,511	3.4248%	0	0	0	0	0	0	0	0	0	0	0	0	0
WINFIELD	577,380	1.0808%	0	0	0	0	0	0	0	0	0	0	0	0	0
DPC-SERWF	699,676	1.3098%	0	0	0	0	0	0	0	0	0	0	0	0	0
DPC-GLEN ELLYN HEIGHTS	147,659	0.2764%	0	0	0	0	0	0	0	0	0	0	0	0	0
DPC-HOBSON	33,810	0.0633%	0	0	0	0	0	0	0	0	0	0	0	0	0
DPC-STEEPLE RUN	94,080	0.1761%	0	0	0	0	0	0	0	0	0	0	0	0	0
DPC-YORK CENTER	88,530	0.1657%	0	0	0	0	0	0	0	0	0	0	0	0	0
DPC-NORDIC PARK (1)	42,193	0.0790%	0	0	0	0	0	0	0	0	0	0	0	0	0
IAWC-ARROWHEAD	104,059	0.1948%	0	0	0	0	0	0	0	0	0	0	0	0	0
IAWC-COUNTRY CLUB	55,542	0.1040%	0	0	0	0	0	0	0	0	0	0	0	0	0
IAWC-DP/LISLE	338,983	0.6346%	0	0	0	0	0	0	0	0	0	0	0	0	0
IAWC-LMBRD HGHTS	30,899	0.0578%	0	0	0	0	0	0	0	0	0	0	0	0	0
IAWC-VALLEY VIEW	348,508	0.6524%	0	0	0	0	0	0	0	0	0	0	0	0	0
IAWC-LIBERTY RIDGE WEST	167,522	0.3136%	0	0	0	0	0	0	0	0	0	0	0	0	0
IAWC-LIBERTY RIDGE EAST	27,716	0.0519%	0	0	0	0	0	0	0	0	0	0	0	0	0
ARGONNE NATIONAL LAB	222,135	0.4158%	0	0	0	0	0	0	0	0	0	0	0	0	0
ALL CUSTOMERS TOTAL	53,420,141	100.0000%	\$0	\$0	\$0	\$0	\$0	\$0	\$0	\$0	\$0	\$0	\$0	\$0	\$0

(1) - NO ALLOCATION. WATER USAGE FOR 2019 & 2020 USED IN CALCULATION.

	FY 2022-23	FY 2021-22	FY 2020-21	FY 2019-20
ESTIMATED O & M RATE	\$5.18	\$4.97	\$4.97	\$4.97
ESTIMATED FIXED COST EQUIVALENT	\$0.00	\$0.00	\$0.00	\$0.00
ESTIMATED TOTAL RATE PER THOUSAND GALLONS	\$5.18	\$4.97	\$4.97	\$4.97

SALARIES AND WAGES. Commission employee wages are established and evaluated according to competitive rates paid by the Commission's customers and general labor market considerations. Salaries and wages are budgeted higher for fiscal year 2022-2023 based upon salary adjustments and to accommodate for future cost of living adjustments. The Commission is expecting a high employee turnover in 2022-2023 and has planned for succession. The succession plan requires employee overlap for training and a smooth transition.

BENEFITS AND TAXES. The Commission participates in the Illinois Municipal Retirement Fund (IMRF) and budgeted for an estimated combined contribution rate of 7.5% for fiscal year 2022-2023. Annually, IMRF calculates the amount of unfunded pension liability/asset for the prior calendar year and notifies the Commission after the budget has been approved. As of the December 31, 2020 actuarial valuation, the Commission's Net Pension Asset is approximately \$2.8 million. The Commission also budgeted an additional \$75,000 for charges related to the possibility of employees retiring in the fiscal year.

Group health and life insurance benefits are available for all full time employees. Group health and life insurance benefits are budgeted based on actual rates for January 1, 2022, with an estimated increase for the last four months of the budget year. Additional funding is budgeted based upon the possible new employees and current employees turning the age of 26 and enrolling in the Commission's plans.

PROFESSIONAL DEVELOPMENT. Travel, training, tuition, and professional development are budgeted for courses and seminars.

OTHER PERSONNEL COSTS. These expenses are for employee recruitment and annual physical examinations required for normal operating procedures and confined space entry.

DUPAGE WATER COMMISSION
TENTATIVE DRAFT MANAGEMENT BUDGET
MAY 1, 2022 TO APRIL 30, 2023

ACCT #	ACCOUNT TITLE	TOTAL FROM	WATER FUND FY 20-21 ACTUAL	WATER FUND FY 21-22 BUDGET	WATER FUND FY 21-22 PROJECTED	WATER FUND FY 22-23 BUDGET	% CHANGE FY 21-22 BUDGET VS FY 21-22 BUDGET PROJECTED	% CHANGE FY 21-22 BUDGET VS FY 22-23 BUDGET
01 60 600000	OPERATING EXPENSES							
01 60 600100	REBATE/ALLOWANCE FOR BAD DEBT							
01 60 600100	ALLOWANCE FOR BAD DEBT/SETTLEMENT		0	0	0	0	N/A	N/A
	TOTAL REBATE/ALLOWANCE FOR BAD DEBT		0	0	0	0	N/A	N/A
01 60 610000	PERSONNEL SERVICES							
01 60 611000	SALARIES & WAGES							
01 60 611100	ADMINISTRATIVE-REGULAR		1,542,097	2,146,600	1,824,610	1,901,400	-15.0%	-11.4%
01 60 611200	OPERATIONS-REGULAR		1,850,890	1,960,800	1,955,000	2,058,000	-0.3%	5.0%
01 60 611300	SUMMER INTERNS		0	48,000	11,400	48,000	-76.3%	0.0%
01 60 611600	ADMINISTRATIVE - OVERTIME		957	7,400	4,000	7,400	-45.9%	0.0%
01 60 611700	OPERATIONS - OVERTIME		257,945	294,120	290,000	308,700	-1.4%	5.0%
01 60 612000	BENEFITS AND TAXES							
01 60 612100	PENSION		(415,053)	634,269	360,000	399,263	-43.2%	-37.1%
01 60 612200	MEDICAL/LIFE BENEFITS		863,991	885,160	730,000	896,023	-17.5%	1.2%
01 60 612300	FEDERAL PAYROLL TAXES		261,941	340,954	284,000	330,748	-16.7%	-3.0%
01 60 612800	STATE UNEMPLOYMENT TAXES		3,348	13,780	5,000	13,780	-63.7%	0.0%
01 60 613000	PROFESSIONAL DEVELOPMENT							
01 60 613100	TRAVEL		8,659	11,400	9,000	11,400	-21.1%	0.0%
01 60 613200	TRAINING		17,182	65,500	60,000	77,200	-8.4%	17.9%
01 60 613301	CONFERENCES		695	62,900	25,000	71,800	-60.3%	14.1%
01 60 613302	TUITION REIMBURSEMENT		8,558	30,000	10,000	30,000	-66.7%	0.0%
01 60 619000	OTHER PERSONNEL COSTS							
01 60 619100	OTHER PERSONNEL COSTS		3,448	32,300	15,000	38,000	-53.6%	17.6%
	TOTAL PERSONAL SERVICES		4,404,658	6,533,183	5,583,010	6,191,713	-14.5%	-5.2%

PERSONNEL TABLE. The personnel service budget is based on a proposed personnel structure that is to be determined. The total proposed personnel budgeted for fiscal year 2022-2023 is 38.

DRAFT

INTENTIONALLY LEFT BLANK

WATER CONSERVATION PROGRAM. The amount budgeted is planned to decrease significantly due to the reduction of additional projects.

FINANCIAL SERVICES. Investment fees and bank charges are for investment advisory services, and bank fees.

LEGAL SERVICES. The budgeted amount is for general counsel, which provides for the legal services from outside counsel. Special counsel, if needed, will provide legal services for non-routine matters.

AUDIT SERVICES. The audit service budget is for the annual audit for fiscal year ending April 30, 2022 to be conducted in fiscal year 2022-2023.

CONSULTING SERVICES. Major consulting costs in fiscal year 2022-2023 include engineering consultants (\$100,000), miscellaneous services (\$60,000), network consultant (\$40,000), Infor system services (\$36,000), and application development consultants (\$30,000).

CONTRACTUAL SERVICES. Major contractual services include document scanning (\$200,000), comprehensive IT security (\$160,000), accounting services (\$72,000), network support and monitoring (\$64,800), landscape maintenance (\$35,000), backup cloud services (\$35,000), and custodial services (\$30,000).

DUPAGE WATER COMMISSION
TENTATIVE DRAFT MANAGEMENT BUDGET
MAY 1, 2022 TO APRIL 30, 2023

ACCT #	ACCOUNT TITLE	TOTAL FROM	WATER FUND FY 20-21 ACTUAL	WATER FUND FY 21-22 BUDGET	WATER FUND FY 21-22 PROJECTED	WATER FUND FY 22-23 BUDGET	% CHANGE FY 21-22 BUDGET VS FY 21-22 BUDGET PROJECTED	% CHANGE FY 21-22 BUDGET VS FY 22-23 BUDGET
01 60 620000	PROFESSIONAL SERVICES							
01 60 621000	WATER CONSERVATION PROGRAM		0	21,000	1,000	11,000	-95.2%	-47.6%
01 60 623000	FINANCIAL SERVICES							
01 60 623300	INVESTMENT FEES & BANK CHARGES		117,261	130,000	130,000	136,000	0.0%	4.6%
01 60 625000	LEGAL SERVICES							
01 60 625100	GENERAL COUNSEL		46,794	90,000	80,000	90,000	-11.1%	0.0%
01 60 625200	BOND COUNSEL		0	0	0	0	N/A	N/A
01 60 625300	SPECIAL COUNSEL		161	75,000	2,000	150,000	-97.3%	100.0%
01 60 625800	LEGAL NOTICES		28,338	39,500	30,000	48,500	-24.1%	22.8%
01 60 626000	AUDIT SERVICES		29,900	31,000	29,900	31,000	-3.5%	0.0%
01 60 628000	CONSULTING SERVICES		70,171	302,700	300,000	320,200	-0.9%	5.8%
01 60 629000	CONTRACTUAL SERVICES		533,738	830,200	830,000	845,720	0.0%	1.9%
	TOTAL PROFESSIONAL SERVICES		826,363	1,519,400	1,402,900	1,632,420	-7.7%	7.4%

CASUALTY INSURANCE. This covers the Commission against operating liabilities. The budget is based on known costs of current policies for the calendar year.

PROPERTY INSURANCE. This covers the Commission against damage to its physical plant. The budget is based on known costs of current policies for the calendar year.

OTHER COVERAGES. The Commission carries deductibles on its property insurance policies. The deductible per above ground incident is \$100,000. Below ground facilities carry a \$5,000 deductible per occurrence. Because it is impossible to know if an incident will occur and no known claims are currently outstanding, \$100,000 was budgeted to primarily cover any possible deductible amounts.

DRAFT

DUPAGE WATER COMMISSION
 TENTATIVE DRAFT MANAGEMENT BUDGET
 MAY 1, 2022 TO APRIL 30, 2023

ACCT #	ACCOUNT TITLE	TOTAL FROM	WATER FUND FY 20-21 ACTUAL	WATER FUND FY 21-22 BUDGET	WATER FUND FY 21-22 PROJECTED	WATER FUND FY 22-23 BUDGET	% CHANGE FY 21-22 BUDGET VS FY 21-22 BUDGET PROJECTED	% CHANGE FY 21-22 BUDGET VS FY 22-23 BUDGET
01 60 640000	INSURANCE							
01 60 641000	CASUALTY INSURANCE							
01 60 641100	GENERAL LIABILITY		40,083	69,000	44,000	135,000	-36.2%	95.7%
01 60 641200	PUBLIC OFFICIAL'S LIABILITY		18,750	23,300	19,600	24,300	-15.9%	4.3%
01 60 641500	WORKER'S COMPENSATION		98,109	130,000	115,000	130,000	-11.5%	0.0%
01 60 641600	UMBRELLA COVERAGE		30,126	40,000	31,000	60,000	-22.5%	50.0%
01 60 642000	PROPERTY INSURANCE							
01 60 642100	PROPERTY		344,281	396,000	360,000	426,000	-9.1%	7.6%
01 60 642200	AUTOMOBILE INSURANCE		15,167	25,000	20,000	25,000	-20.0%	0.0%
01 60 649000	OTHER COVERAGE							
01 60 649100	SELF INSURED CLAIMS		87,973	100,000	80,000	100,000	-20.0%	0.0%
	TOTAL INSURANCE		634,489	783,300	669,600	900,300	-14.5%	14.9%

OCCUPANCY COSTS. Amounts have been budgeted for natural gas service for the DuPage Pumping Station, diesel fuel for the backup generators, and communication systems charges.

ADMINISTRATION SUPPLIES. General supplies include office and computer supplies. Books and publications include the purchase of standard construction books used in determining rates for labor and equipment in conjunction with the Commission's quick response repair contracts.

PRINTING AND POSTAGE. Printing costs are for blue-line drawings used for construction in and around the Commission's pipeline. This item also includes the printing of letterhead and other business forms. Postage and delivery is for regular Commission mailings and delivery to various consultants working with the Commission.

PROFESSIONAL DUES. Professional dues include membership fees for various Water Associations, Alliance for Water Efficiency, Water Research Foundation, and other professional associations.

OFFICE EQUIPMENT REPAIRS. This item is for maintaining the Commission's office equipment and copy machines.

REPAIRS & MAINT – BLDGS & GRN. This item is for maintaining the Commission's buildings and grounds at the DuPage Pumping Station

COMPUTER SOFTWARE. This item is for all the Commission's software purchases and upgrades.

SOFTWARE MAINTENANCE. This item is for the Commission's non-SCADA software maintenance agreements.

OTHER ADMINISTRATIVE EXPENSES. This item includes funds for various meetings, security background checks and scanning services.

DUPAGE WATER COMMISSION
 TENTATIVE DRAFT MANAGEMENT BUDGET
 MAY 1, 2022 TO APRIL 30, 2023

ACCT #	ACCOUNT TITLE	TOTAL FROM	WATER FUND FY 20-21 ACTUAL	WATER FUND FY 21-22 BUDGET	WATER FUND FY 21-22 PROJECTED	WATER FUND FY 22-23 BUDGET	% CHANGE FY 21-22 BUDGET VS FY 21-22 BUDGET PROJECTED	% CHANGE FY 21-22 BUDGET VS FY 22-23 BUDGET
01 60 650000	ADMINISTRATIVE COSTS							
01 60 651000	OCCUPANCY COSTS							
01 60 651200	GENERATOR DIESEL FUEL		12,383	112,500	80,000	112,500	-28.9%	0.0%
01 60 651300	NATURAL GAS		16,724	33,000	30,000	33,000	-9.1%	0.0%
01 60 651400	COMMUNICATION SYSTEMS		63,772	101,260	80,000	108,940	-21.0%	7.6%
01 60 652000	ADMINISTRATION SUPPLIES							
01 60 652100	OFFICE SUPPLIES		15,485	28,220	20,000	28,220	-29.1%	0.0%
01 60 652200	BOOKS & PUBLICATIONS		3,152	12,771	8,000	5,331	-37.4%	-58.3%
01 60 653000	PRINTING & POSTAGE							
01 60 653100	PRINTING - GENERAL		1,485	6,650	2,000	15,100	-69.9%	127.1%
01 60 653200	POSTAGE & DELIVERY		5,853	6,600	6,000	6,600	-9.1%	0.0%
01 60 654000	PROFESSIONAL DUES		14,983	24,605	22,000	20,905	-10.6%	-15.0%
01 60 655000	OFFICE EQUIPMENT REPAIRS		9,478	13,620	10,000	7,620	-26.6%	-44.1%
01 60 656000	REPAIRS & MAINT - BLDGS & GRN		176,310	227,000	230,000	313,000	1.3%	37.9%
01 60 658000	COMPUTER SOFTWARE		27,867	45,200	30,000	40,200	-33.6%	-11.1%
01 60 659000	SOFTWARE MAINTENANCE		100,532	141,500	126,000	142,000	-11.0%	0.4%
01 60 659100	OTHER ADMINISTRATIVE EXPENSE		5,733	11,900	8,500	11,300	-28.6%	-5.0%
	TOTAL ADMINISTRATIVE & MAINTENANCE COSTS		453,757	764,826	652,500	844,716	-14.7%	10.4%

WATER SUPPLY. Water costs from the City of Chicago are budgeted on the assumption the Commission's water usage will remain the same compared to amounts that were budgeted from the last fiscal year. The Commission estimates budgeted purchases to be 26.0 billion gallons of water at an average rate of \$4.33 per 1,000 gallons in fiscal year 2022-2023. The next water rate adjustment by the City of Chicago is scheduled to be on June 1, 2022, any upward adjustment is based on the lower of the rate of inflation for the 365-day period ending on the most recent January 1 of the Consumer Price Index or 5%. The Consumer Price Index for December 2021, increased approximately 7.14%; therefore, the Commission is budgeting for an increase in rates from Chicago. In addition, 80% of the electrical costs and 50% of the labor and repair costs for the Lexington Pump Station, as well as major maintenance items, are included in this line item. The budget for these expenses also includes electrical supply costs and other electrical costs for the elevated tanks and the metering stations, water quality chemicals, and testing.

PUMP STATION OPERATIONS. These expenses include the maintenance and repair of water pumps, reservoirs and the pump station building and purchase of spare parts. Costs of meter testing and instrumentation maintenance are included here. Major cost elements for fiscal year 2022-2023 are pump maintenance, electrical switchgear/breaker maintenance, and relay calibration.

PIPELINE MAINTENANCE. Repairs to the Commission's pipelines include work done under both the Quick Response contract and by the Commission staff. Major expenses in this category include estimated pipeline repairs (\$750,000), valve assessments (\$300,000), and manhole repairs and adjustments (\$300,000).

VEHICLES. Equipment repairs and maintenance includes the cost of gasoline, oil, and repairs to the Commission's vehicles.

DUPAGE WATER COMMISSION
TENTATIVE DRAFT MANAGEMENT BUDGET
MAY 1, 2022 TO APRIL 30, 2023

ACCT #	ACCOUNT TITLE	TOTAL FROM	WATER FUND FY 20-21 ACTUAL	WATER FUND FY 21-22 BUDGET	WATER FUND FY 21-22 PROJECTED	WATER FUND FY 22-23 BUDGET	% CHANGE	% CHANGE
							FY 21-22 BUDGET VS FY 21-22 BUDGET PROJECTED	FY 21-22 BUDGET VS FY 22-23 BUDGET
01 60 660000	DIRECT WATER DISTRIBUTION COSTS							
01 60 661000	WATER SUPPLY							
01 60 661101	WATER PURCHASES-CHICAGO		112,052,071	107,062,885	112,000,000	112,519,974	4.6%	5.1%
01 60 661102	ELECTRIC-CHICAGO		1,141,617	1,300,000	1,300,000	1,600,000	0.0%	23.1%
01 60 661103	MAINTENANCE-CHICAGO		469,843	780,000	650,000	780,000	-16.7%	0.0%
01 60 661104	MAJOR MAINTENANCE-CHICAGO		24,938	250,000	25,000	250,000	-90.0%	0.0%
01 60 661200	ELECTRIC - DuPAGE		1,477,521	1,900,000	1,750,000	2,750,000	-7.9%	44.7%
02 61 661202	METER STATION, ROV, TANK SITE		125,520	151,000	145,000	176,000	-4.0%	16.6%
01 60 661300	WATER CHEMICALS		4,968	51,000	15,000	51,000	-70.6%	0.0%
01 60 661400	WATER TESTING		26,473	43,500	30,000	59,000	-31.0%	35.6%
01 60 662000	PUMP STATION OPERATIONS							
01 60 662100	PUMPING SERVICES		185,529	187,800	200,000	719,300	6.5%	283.0%
01 60 662300	METER TESTING & REPAIR		12,453	34,200	35,000	39,900	2.3%	16.7%
01 60 662400	SCADA/INSTRUMENTATION		61,806	62,600	61,900	47,400	-1.1%	-24.3%
01 60 662500	EQUIPMENT RENTAL		0	11,700	3,000	16,000	-74.4%	36.8%
01 60 662600	UNIFORMS		10,507	17,000	15,000	17,000	-11.8%	0.0%
01 60 662700	SAFETY		107,876	154,020	75,000	149,020	-51.3%	-3.2%
01 60 663000	PIPELINE MAINTENANCE							
01 60 663100	PIPELINE REPAIRS		1,114,159	1,150,000	1,000,000	1,350,000	-13.0%	17.4%
01 60 663200	CORROSION TESTING & MITIGATION		5,595	15,000	15,000	305,000	0.0%	1933.3%
01 60 663300	METER STATIONS, ROVS, STANDPIPES		193,017	257,600	240,000	400,600	-6.8%	55.5%
01 60 663400	PLAN REVIEW - PIPELINE CONFLICTS		71,484	90,500	70,000	52,000	-22.7%	-42.5%
01 60 663700	PIPELINE SUPPLIES		53,569	88,000	75,000	85,000	-14.8%	-3.4%
01 60 664000	MACHINERY & EQUIPMENT NON-CAP		5,828	21,150	16,000	21,150	-24.3%	0.0%
01 60 664100	REPAIRS & MAINT - VEHICLES		30,841	39,500	39,000	39,500	-1.3%	0.0%
01 60 664200	FUEL- VEHICLES		24,674	37,200	37,200	37,200	0.0%	0.0%
01 60 664300	LICENSES - VEHICLES		1,224	3,150	1,800	3,150	-42.9%	0.0%
TOTAL DIRECT WATER DISTRIBUTION COSTS			117,201,513	113,707,805	117,798,900	121,468,194	3.6%	6.8%

BOND INTEREST COSTS. Currently the Commission has no debt outstanding; therefore, no interest expenses are budgeted in fiscal year 2022-2023.

LAND AND RIGHT-OF-WAY. The amount budgeted for leases include Cook County and Illinois State Toll Highway Authority leases for pipeline crossings

DRAFT

DUPAGE WATER COMMISSION
TENTATIVE DRAFT MANAGEMENT BUDGET
MAY 1, 2022 TO APRIL 30, 2023

ACCT #	ACCOUNT TITLE	TOTAL FROM	WATER FUND FY 20-21 ACTUAL	WATER FUND FY 21-22 BUDGET	WATER FUND FY 21-22 PROJECTED	WATER FUND FY 22-23 BUDGET	% CHANGE FY 21-22 BUDGET VS FY 21-22 BUDGET PROJECTED	% CHANGE FY 21-22 BUDGET VS FY 22-23 BUDGET
01 60 672000	BOND INTEREST							
01 60 672200	BOND INTEREST - REV BONDS		0	0	0	0	N/A	N/A
01 60 672300	NOTE INTEREST - CERTIFICATES OF DEBT		0	0	0	0	N/A	N/A
01 60 672400	CAPITAL LEASE INTEREST		0	0	0	0	N/A	N/A
	TOTAL INTEREST EXPENSES		0	0	0	0	N/A	N/A
01 60 680000	LAND AND RIGHT-OF-WAY							
	LAND AND RIGHT-OF-WAY							
01 60 681000	LEASES		0	1,000	500	1,000	-50.0%	0.0%
01 60 682000	PERMITS & FEES		12,430	14,450	14,000	14,450	-3.1%	0.0%
	TOTAL LAND AND RIGHT-OF-WAY		12,430	15,450	14,500	15,450	-6.1%	0.0%

EQUIPMENT PURCHASES. Equipment purchases in the fiscal year 2022-2023 include tank mixers (\$60,000) and floor scrubber (\$25,000). The purpose of budgeting in this manner is to allow control over the purchase of equipment, as well as to plan for depreciation to conform to accounting principles in the annual audit report. The capitalized equipment budget item is for year-end audit compliance.

VEHICLE PURCHASES. The Commission is expecting to purchase one truck and one SUV in fiscal year 2022-2023. The trucks will replace vehicles that are due for replacement based on policy. The capitalized equipment budget item is for year-end audit compliance.

WATER MAIN, BUILDING, AND PUMPING EQUIPMENT DEPRECIATION. The Commission recognizes depreciation on its water mains, buildings, and pumping equipment. Buildings are being depreciated over a 40-year period. Pipelines are estimated to last 80 years. Pumping equipment has a 30-year life.

EQUIPMENT DEPRECIATION. Equipment is being depreciated over a period of 3 – 25 years.

VEHICLE DEPRECIATION. Vehicles are being depreciated over 5 years.

DUPAGE WATER COMMISSION
TENTATIVE DRAFT MANAGEMENT BUDGET
MAY 1, 2022 TO APRIL 30, 2023

ACCT #	ACCOUNT TITLE	TOTAL FROM	WATER FUND FY 20-21 ACTUAL	WATER FUND FY 21-22 BUDGET	WATER FUND FY 21-22 PROJECTED	WATER FUND FY 22-23 BUDGET	% CHANGE	% CHANGE
							FY 21-22 BUDGET VS FY 21-22 BUDGET PROJECTED	FY 21-22 BUDGET VS FY 22-23 BUDGET
01 60 690000	CAPITAL EQUIPMENT/DEPRECIATION							
	EQUIPMENT PURCHASES							
01 60 685100	COMPUTER		73,503	70,500	70,000	76,500	-0.7%	8.5%
01 60 685200	OFFICE FURNITURE & EQUIPMENT		20,747	10,000	10,000	112,000	0.0%	1020.0%
01 60 685600	MACHINERY & EQUIPMENT		28,535	82,500	50,000	85,000	-39.4%	3.0%
01 60 685800	CAPITALIZED EQUIPMENT PURCHASES		(44,735)	(92,500)	(60,000)	(197,000)	-35.1%	113.0%
	VEHICLE PURCHASES							
01 60 686000	VEHICLES		287,328	230,000	230,000	120,000	0.0%	-47.8%
01 60 686800	CAPITALIZED VEHICLES PURCHASES		(287,328)	(230,000)	(230,000)	(120,000)	0.0%	-47.8%
01 60 692000	DEPRECIATION - WATER MAINS		4,779,078	5,100,000	4,803,000	5,150,000	-5.8%	1.0%
01 60 693000	DEPRECIATION - BUILDINGS		2,805,466	3,300,000	2,899,000	3,400,000	-12.2%	3.0%
01 60 694000	DEPRECIATION - PUMPING EQUIPMENT		1,573,254	1,830,000	1,741,000	1,840,000	-4.9%	0.5%
01 60 695200	DEPRECIATION - OFFICE FURNITURE		94,593	150,000	77,000	160,000	-48.7%	6.7%
01 60 696000	DEPRECIATION - VEHICLE		68,013	182,000	111,000	182,000	-39.0%	0.0%
	TOTAL CAPITAL EQUIPMENT/DEPRECIATION		9,398,454	10,632,500	9,701,000	10,808,500	-8.8%	1.7%
	TOTAL OPERATING EXPENSES		132,931,664	133,956,464	135,822,410	141,861,293	1.4%	5.9%

CONSTRUCTION EXPENDITURES. The capital projects budgeted for fiscal year 2022-2023.

DRAFT

DUPAGE WATER COMMISSION
TENTATIVE DRAFT MANAGEMENT BUDGET
MAY 1, 2022 TO APRIL 30, 2023

ACCT #	ACCOUNT TITLE	TOTAL FROM	WATER FUND FY 20-21 ACTUAL	WATER FUND FY 21-22 BUDGET	WATER FUND FY 21-22 PROJECTED	WATER FUND FY 22-23 BUDGET	% CHANGE	% CHANGE
							FY 21-22 BUDGET VS FY 21-22 PROJECTED	FY 21-22 BUDGET VS FY 22-23 BUDGET
01 60 700000	CONSTRUCTION EXPENDITURES							
01 60 711000	METERING STATIONS		0	0	0	1,000,000	N/A	N/A
01 60 722100	ADDITION OF PUMP		35,809	1,000,000	16,000	0	-98.4%	-100.0%
01 60 722200	DPS BUILDINGS REHAB & MAINTENANCE		880,513	2,000,000	155,000	1,000,000	-92.3%	-50.0%
01 60 722201	DPS LAB		0	100,000	0	0	-100.0%	-100.0%
01 60 722300	GENERATION BUILDING IMPROVEMENTS		10,059	1,050,000	130,000	4,800,000	-87.6%	357.1%
1 60 722500	BUILDING AUTOMATION SYSTEM		0	0	0	1,000,000	N/A	N/A
01 60 751000	TRANSMISSION MAINS		1,752,697	3,000,000	412,000	0	-86.3%	-100.0%
01 60 751100	90 & 72 INCH SUPPLY UPGRADES		41,994	10,000,000	4,200	0	-100.0%	-100.0%
01 60 751200	CATHODIC PROTECTION		2,850	750,000	20,000	1,750,000	-97.3%	133.3%
01 60 761000	STANDPIPE IMPROVEMENTS		1,043,736	1,000,000	54,000	0	-94.6%	-100.0%
01 60 770500	WATER QUALITY INSTRUMENTATION		0	1,000,000	0	0	-100.0%	-100.0%
01 60 771000	VALVE REHAB & REPLACEMENT		205,687	750,000	15,000	500,000	-98.0%	-33.3%
01 60 771200	CONDITION ASSESSMENT		58,444	500,000	11,000	500,000	-97.8%	0.0%
01 60 771600	VAR BLDG - WALL & MASONRY REHAB		0	700,000	0	0	-100.0%	-100.0%
01 60 771700	REPLACEMENT OF SCADA SYSTEM		515,564	3,100,000	1,000,000	2,000,000	-67.7%	-35.5%
01 60 771900	HIGHLIFT PUMP REHAB		222,360	300,000	0	0	-100.0%	-100.0%
01 60 772100	METER STATION REHAB		164,789	400,000	0	0	-100.0%	-100.0%
01 60 772200	DWC SYSTEM UPGRADES		60,718	300,000	0	0	-100.0%	-100.0%
01 60 772300	REPLACEMENT OF CHILLERS		0	250,000	1,000	250,000	-99.6%	0.0%
01 60 772400	DOCUMENT MANAGEMENT		0	500,000	0	0	-100.0%	-100.0%
01 60 772500	ALTERNATIVE WATER SOURCE		0	250,000	0	0	-100.0%	-100.0%
01 60 798000	CAPITALIZED FIXED ASSETS		(4,995,220)	(26,950,000)	(1,818,200)	(12,800,000)	-93.3%	-52.5%
TOTAL CONSTRUCTION EXPENDITURES			0	0	0	0	N/A	N/A

**DUPAGE WATER COMMISSION
2022 – 2027
FIVE YEAR CAPITAL IMPROVEMENT PLAN**



DuPage Water Commission MEMORANDUM

TO: Terry McGhee
Interim Manager of Water Operations

FROM: Alan Stark
Coordinating Engineer

DATE: February 7, 2022

SUBJECT: Capital Improvement Plan

In accordance with Commission policy, the Capital Improvement Plan is reviewed and evaluated by staff relating to each new budget cycle. A draft of the updated plan is then submitted to the Commission for its consideration. This annual document is based on the Commission's anticipated needs for normal operations, emergency operations and improvements to the system.

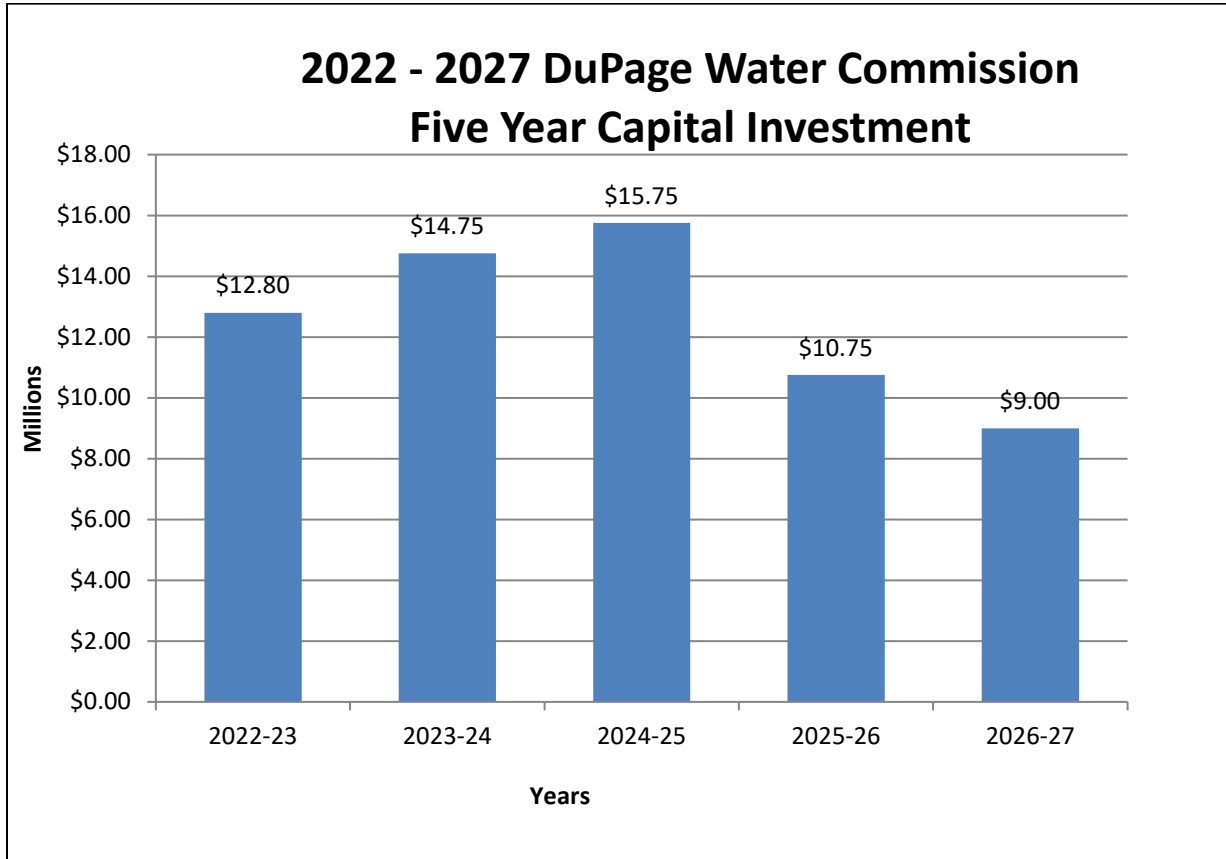
The plan is divided into two sections – DuPage Pump Station Improvements and Distribution & Storage System Improvements. A summary shows the capital outlay which will be funded through a five-year capital improvement budget with fiscal year breakouts. Each fiscal year's proposed expenditures are included in the financial projection of Commission revenues and expenditures through fiscal year 2026- 2027.

The Commission staff proposes to spend approximately \$63.1 million on 17 projects during the planning period from FY 2022-2023 through FY 2026-2027. The following table and figures show the current and proposed Capital projects along with, the projected annual expenditures over the next five years.

**DUPAGE WATER COMMISSION
2022 – 2027
FIVE YEAR CAPITAL IMPROVEMENT PLAN**

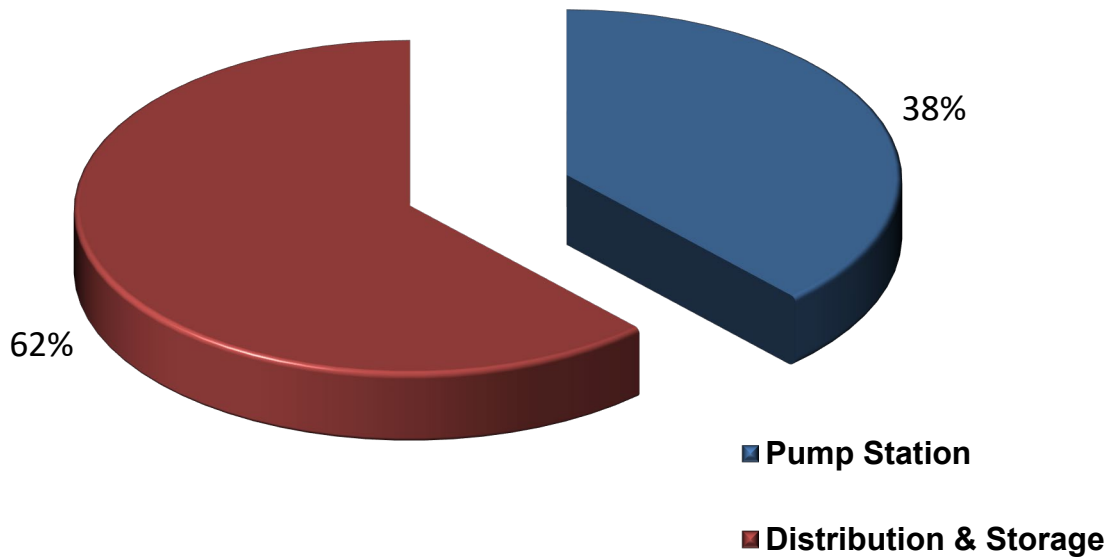
Projects	2022-23	2023-24	2024-25	2025-26	2026-27
<u>DuPage Pump Station</u>					
Addition of Pump # 10			\$2,000,000		
Replacement of SCADA System	\$2,000,000	\$5,000,000	\$3,000,000	\$1,000,000	
Building Automation System	\$1,000,000				
Admin Bldg./Pump Station Building Rehab	\$1,000,000	\$2,000,000			
Control Laboratory Renovation		\$200,000			
DPPS Generator Bldg. Facility Improvements	\$4,800,000	\$1,300,000			
Replacement of Chillers	\$250,000				
Replacement of Roof-Mounted Exhaust Fans			\$300,000		
Replacement of Wall-Mounted Supply Fans			\$300,000		
<u>Distribution System</u>					
Condition Assessment	\$500,000	\$500,000	\$500,000	\$500,000	\$500,000
ROV and Large Valve Repair and Upgrades	\$500,000	\$750,000	\$750,000	\$750,000	\$750,000
Cathodic Protection Construction	\$1,750,000	\$1,000,000	\$1,000,000	\$1,000,000	\$1,000,000
Distribution System Upgrades		\$2,000,000	\$2,000,000	\$2,000,000	\$2,000,000
Tank site Improvements		\$1,000,000	\$3,900,000	\$3,500,000	\$3,750,000
Water Quality Monitoring System			\$1,000,000	\$1,000,000	
Metering Stations- Lombard Connection Point	\$1,000,000				
Oswego, Yorkville, Montgomery, Romeoville		\$1,000,000	\$1,000,000	\$1,000,000	\$1,000,000
Totals	\$12,800,000	\$14,750,000	\$15,750,000	\$10,750,000	\$9,000,000

**DUPAGE WATER COMMISSION
2022 – 2027
FIVE YEAR CAPITAL IMPROVEMENT PLAN**



DuPAGE WATER COMMISSION
2022 – 2027
FIVE YEAR CAPITAL IMPROVEMENT PLAN

2022 - 2027 DuPage Water Commission
Distribution of Capital Expenditures



**DUPAGE WATER COMMISSION
2022 – 2027
FIVE YEAR CAPITAL IMPROVEMENT PLAN**

**DUPAGE WATER COMMISSION
PUMP STATION PROJECTS**



**DUPAGE WATER COMMISSION
2022 – 2027
FIVE YEAR CAPITAL IMPROVEMENT PLAN**

PROJECT: Pump #10

LOCATION: DuPage Pumping Station

DESCRIPTION: Install 30 MGD split case centrifugal pump, 1750 H.P. motor, and associated piping in space reserved for future pump.

PURPOSE: To increase total pumping capacity from 185 MGD to 215 MGD to satisfy future demand requirements and increase firm rated pumping capacity to 185 MGD.

BENEFIT: To keep up with current rising water demand, new customers, and maintain current ability to remove pumps from service without reducing pumping capacity.

ESTIMATED COST: (CURRENT YEAR DOLLARS)

COST: \$2,000,000

TIMING: Fiscal year 2024-2025 – Engineering & Installation

**DUPAGE WATER COMMISSION
2022 – 2027
FIVE YEAR CAPITAL IMPROVEMENT PLAN**

PROJECT: SCADA System Replacement

LOCATION: DuPage Pumping Station / Remote Sites

DESCRIPTION: Replace the Commission's current Supervisory Control and Data Acquisition (SCADA) System and the upgrade the DuPage Pump Station and Remote Site security systems.

PURPOSE: The current SCADA system has been in place since 1991 with two major hardware and software upgrades over the years. The system is a sole source proprietary system from a manufacturer in California. The only source of support is in California. The current SCADA system has reached end of life and has experienced hardware failure with the existing hardware no longer being supported and increasingly more difficult to find replacements. In addition, upgrade, and augment existing surveillance cameras, fencing, intrusion detection, and security communication systems at the Commission Pumping Station and remote facilities.

BENEFIT: The Commission would like to replace the SCADA system with an open-source system where there are multiple local vendors available for support. Furthermore, provide the Commission with the most current, reliable, cost efficient, and up-to-date security system.

ESTIMATED COST: (CURRENT YEAR DOLLARS)

COST: \$11,000,000

TIMING: Fiscal year 2022-2026 – Engineering/installation/implementation

**DUPAGE WATER COMMISSION
2022 – 2027
FIVE YEAR CAPITAL IMPROVEMENT PLAN**

PROJECT: Building Automation System (BAS) Improvements

LOCATION: DuPage Pumping Station

DESCRIPTION: Campus-wide updates and upgrades direct digital control (DDC) system for HVAC systems controls. This project was originally a sub-project of the SCADA system upgrade however due to the enormity of the SCADA system project, this has been split out into a stand-alone project.

PURPOSE: The BAS system had been originally installed in 1999 and has been expanded during every other applicable HVAC system upgrade ever since. Portions of the patchwork system are no longer available for replacements or supported.

BENEFIT: BAS system components, controllers and software updates and upgrades to current technology standards will allow for better control and system maintenance for the foreseeable future.

ESTIMATED COST: (CURRENT YEAR DOLLARS)

COST: \$1,000,000

TIMING: Fiscal year 2022-2023 – Engineering & Construction

**DUPAGE WATER COMMISSION
2022 – 2027
FIVE YEAR CAPITAL IMPROVEMENT PLAN**

PROJECT: Admin Bldg./Pump Station Building Rehab

LOCATION: DuPage Pumping Station

DESCRIPTION: The project includes the Replacement of the Window/Curtainwall System and the replacement of various doors on the campus and perform various ancillary work related to the curtainwall system. In addition to the rehabilitation and or replacement of portions of the Com-Ed Yard security and blast walls, and the possible excavation of area surrounding the west discharge pipe and identify areas of water infiltration and damaged concrete wall and or seals.

PURPOSE: The Administration Building / Pump Station is nearing 30 years old. Areas of the building have deteriorated due to the normal effects of age and use. To replace the curtainwall system, portions of the ComEd Yard blast walls and various ancillary equipment. During the condition assessment several signs of deterioration in the west discharge tunnel were identified. Work will include:

- Sealing of water leakage at wall penetration
- Rehabilitation of corroded metallic surfaces
- Repair of cracked or deteriorated concrete

BENEFIT: Improve energy efficiency by sealing up the failing window/curtainwall system and providing Low-E glass. Rehabilitation of these issues will return building to near original condition and increase life expectancies.-Rehabilitation or replacement of issues will return Com-Ed Yard to near original condition and increase life expectancies. Eliminate water infiltration into the DuPage Pumping Station around of the west discharge tunnel which is detrimental to the life of the substructure.

ESTIMATED COST: (CURRENT YEAR DOLLARS)

COST: \$3,000,000

TIMING: Fiscal years 2022-2024 – Engineering & Installation

**DUPAGE WATER COMMISSION
2022 – 2027
FIVE YEAR CAPITAL IMPROVEMENT PLAN**

PROJECT: Control Laboratory Renovation

LOCATION: DuPage Pumping Station

DESCRIPTION: This project will rehabilitate current laboratory and update laboratory equipment.

PURPOSE: Improve laboratory analysis capabilities.

BENEFIT: Gives us the ability to perform required EPA analysis as well as expand our capability to analyze a broader range of water quality parameters.

ESTIMATED COST: (CURRENT YEAR DOLLARS)

COST: \$200,000

TIMING: Fiscal year 2023-2024 – Design & Installation

**DUPAGE WATER COMMISSION
2022 – 2027
FIVE YEAR CAPITAL IMPROVEMENT PLAN**

PROJECT: **DPPS Emergency Generator Facility Improvements**

LOCATION: DuPage Pumping Station

DESCRIPTION: Modify the Emergency Generator System from four (4) stationary units and one (1) portable unit to five (5) stationary units; provide superstructure enclosure for the 5th stationary generator, add mechanical, electrical and process elements for the 5th stationary generator; replace the generation system fuel management system; upgrade the generator control system; improve HVAC elements within the facility; and provide rooftop access.

PURPOSE: Modifications to provide all stationary generator units increase environmental safety, employee safety and improve maintenance which is severely hampered by the portable enclosure; provide improved fuel system controls to improve environmental safety and ease of operation; update the discontinued PLCs and upgrade the PLC based program and operator interface; improve HVAC conditioned spaces for equipment operation and employee comfort; replace ladder access with stairway access to roof tops.

BENEFIT: Increase safety and reduce risk, by housing fifth generator inside with better containment and updated controls. Increase the lifespan of electronic equipment by improving the environments to which they are installed and operate; reduce the risk of employee and contractor slips and falls by eliminating ladders in lieu of fixed stairs.

ESTIMATED COST: (CURRENT YEAR DOLLARS)

COST: \$6,100,000

TIMING: Fiscal years 2022-2024 – Engineering & Installation

**DUPAGE WATER COMMISSION
2022 – 2027
FIVE YEAR CAPITAL IMPROVEMENT PLAN**

PROJECT: Replacement of Chillers

LOCATION: DuPage Pumping Station

DESCRIPTION: This project will replace the roof mounted chillers that have exceeded their useful life as called out in the Commission's 2015 Condition Assessment.

PURPOSE: This project will replace existing chillers with new higher efficiency units.

BENEFIT: Replacement of these chillers will increase the efficiency of conditioning of the environment throughout the buildings and decrease energy cost.

ESTIMATED COST: (CURRENT YEAR DOLLARS)

COST: \$250,000

TIMING: Fiscal year 2022-2023 – Work Completion

**DUPAGE WATER COMMISSION
2022 – 2027
FIVE YEAR CAPITAL IMPROVEMENT PLAN**

PROJECT: Replacement of Roof Mounted Exhaust Fans

LOCATION: DuPage Pumping Station

DESCRIPTION: This project will replace the roof mounted exhaust fans that have exceeded their useful life as called out in the Commission's condition assessment.

PURPOSE: This project will replace existing roof mounted exhaust fans with new high efficiency fans.

BENEFIT: Replacement of these fans will increase the efficiency of air movement throughout the buildings and decrease energy cost.

ESTIMATED COST: (CURRENT YEAR DOLLARS)

COST: \$300,000

TIMING: Fiscal year 2024-2025 – Work Completion

**DUPAGE WATER COMMISSION
2022 – 2027
FIVE YEAR CAPITAL IMPROVEMENT PLAN**

PROJECT: Replacement of Wall Mounted Supply Fans

LOCATION: DuPage Pumping Station

DESCRIPTION: This project will replace the wall mounted supply fans that have exceeded their useful life as called out in the Commission's condition assessment.

PURPOSE: This project will replace existing wall mounted supply fans with new high efficiency fans.

BENEFIT: Replacement of these fans will increase the efficiency of air movement throughout the buildings and decrease energy cost.

ESTIMATED COST: (CURRENT YEAR DOLLARS)

COST: \$300,000

TIMING: Fiscal year 2024-2025 – Work Completion

**DUPAGE WATER COMMISSION
2022 – 2027
FIVE YEAR CAPITAL IMPROVEMENT PLAN**

DISTRIBUTION & STORAGE IMPROVEMENTS



**DUPAGE WATER COMMISSION
2022 – 2027
FIVE YEAR CAPITAL IMPROVEMENT PLAN**

PROJECT: **Condition Assessment Remediation**

LOCATION: Various Locations within Cook and DuPage Counties

DESCRIPTION: Address any deficiencies identified in the Condition Assessment Report.

PURPOSE: Deficiencies identified to primary, backup, or ancillary equipment would be rectified to prevent any system failures.

BENEFIT: Remediation of problems, possible structural defects, or equipment inadequacies in the Commission assets. This remediation will help avoid any concerns that could affect the Commission's ability to deliver water either short or long term.

ESTIMATED COST: (CURRENT YEAR DOLLARS)

ENGINEERING: \$2,500,000

TIMING: Fiscal years 2022-2027 – Engineering

**DUPAGE WATER COMMISSION
2022 – 2027
FIVE YEAR CAPITAL IMPROVEMENT PLAN**

PROJECT: ROV and Large Valve Upgrades

LOCATION: Various Locations within Cook and DuPage Counties

DESCRIPTION: Replace existing large diameter butterfly valves. Develop a valve inspection and evaluation program to determine repair and upgrade needs as well as develop a preventative maintenance program. Replace end of life and out of production valve actuators.

PURPOSE: As the current valves continue to age, they are starting to fail when operated. These failures increase the time and costs to facilitate pipeline repairs and routine maintenance. As a result, it may extend the length of pipeline isolations which interrupts the supply to Commission customers.

BENEFIT: Eliminate the need to utilize multiple valves during transmission line shutdowns and reduce interrupts in service to our customers. The valve inspection and evaluation program will also allow us to determine the current state of the valves and repair and upgrade any necessary issues. In addition, will allow our pipeline department to come up with a preventative maintenance program to prevent future valve failures.

ESTIMATED COST: (CURRENT YEAR DOLLARS)

COST: \$3,500,000

TIMING: Fiscal years 2022-2027 – Engineering & Construction

**DUPAGE WATER COMMISSION
2022 – 2027
FIVE YEAR CAPITAL IMPROVEMENT PLAN**

PROJECT: **Cathodic Protection Construction**

LOCATION: Various Locations within Cook and DuPage Counties

DESCRIPTION:

As a large distribution system, the Commission should have a robust corrosion control program, where all transmission mains are required to meet AMPP's (Association for Materials Protection and Performance) corrosion control criteria and are surveyed annually. The Commission has never had a program to ensure all AMPP criteria is being met and all cathodic protection appurtenances are working as required. In 2021, the Commission started to develop this program and performed test point surveys and closed interval surveys to determine if all AMPP criteria was being met. The Commission has found a great amount of the pipeline is not meeting AMPP criteria and is at a high corrosion risk. Further testing and installation of cathodic protection devices will be required over multiple years so that all of the DWC pipeline can have adequate corrosion protection.

PURPOSE: To perform further testing and installation of cathodic protection infrastructure to mitigate the influences of corrosion, and/or stray electrical current, on the Commission's water mains.

BENEFIT: To develop the infrastructure to have a robust cathodic protection program, which will prevent leaks caused by corrosion and extend the life of the Commission's water mains.

ESTIMATED COST: (CURRENT YEAR DOLLARS)

COST: \$5,750,000

TIMING: Fiscal years 2022-2027 – Engineering & Construction

**DUPAGE WATER COMMISSION
2022 – 2027
FIVE YEAR CAPITAL IMPROVEMENT PLAN**

PROJECT: **Distribution System Upgrades**

LOCATION: Various Locations within Cook and DuPage Counties

DESCRIPTION: Enhancements to the Commission distribution system which will provide redundancy and allow for maintenance of valves, pipes, and other structures in the distribution system as well as renovate ROV vaults through the system.

PURPOSE: As water demands have changed through the years it has become necessary to increase the Commission ability to move water around the system. These enhancements will allow for redundant flow paths and a reduction in hydraulic stresses caused by partial system shutdowns. They will also help reduce the extent and duration of pipeline isolations which may alter normal flow patterns to our customers.

BENEFIT: Eliminate current hydraulic bottlenecks and increase the Commission ability to re-route flow pattern during repairs or shutdowns while insuring a reliable delivery system for our customers.

ESTIMATED COST: (CURRENT YEAR DOLLARS)

COST: \$8,000,000

TIMING: Fiscal years 2023-2027 – Engineering & Construction

**DUPAGE WATER COMMISSION
2022 – 2027
FIVE YEAR CAPITAL IMPROVEMENT PLAN**

PROJECT: Standpipe Pumping/EGen/Disinfection Facility Upgrades

LOCATION: Tank Sites 1 through 4

DESCRIPTION: Develop Standpipe Pumping, Electrical Generation, and Disinfection Capabilities at each of the four tank sites.

PURPOSE: The current standpipe configuration allows for a specific operating and re-circulation range; the addition of pumping will increase that operating and re-circulation range. The disinfection facility will allow us to introduce additional disinfectant to the transmission and distribution system in times of high demand, high temperature days and when our chlorine residuals are low at the farther reaches of the distribution system. The electrical generation will allow a backup power source to our standpipe facilities and proposed pumping and disinfection facilities.

BENEFIT: The additional operating and re-circulation range will allow for more water to be recirculated back in the system, increase water turnover providing more control over water age, water quality and chlorine residuals, and reduce time and water wastage when de-watering. The ability to inject additional disinfectant will allow for better control of the chlorine residuals at distant points in our distribution system allowing for improved water quality. Generation capabilities will provide power backup to these proposed systems, as well as backup ancillary equipment already at the standpipes. In addition, it would provide a power backup to our pump station at Tank Site 1 that already performs recirculation and provides an emergency interconnect to Schaumburg.

ESTIMATED COST: (CURRENT YEAR DOLLARS)

COST: \$12,150,000

TIMING: Fiscal years 2023-2027 – Engineering & Construction

**DUPAGE WATER COMMISSION
2022 – 2027
FIVE YEAR CAPITAL IMPROVEMENT PLAN**

PROJECT: Water Quality Monitoring System

LOCATION: Various Locations within DuPage Commission

DESCRIPTION: Multi-parameter online water quality analysis with integrated algorithm alarm system.

PURPOSE: To continuously analyze water quality parameters at various locations throughout the Commission's distribution system as well trigger automatic sampling that DWC staff could use for their water quality investigations.

BENEFIT: To ensure the highest water quality throughout the DWC system.

ESTIMATED COST: (CURRENT YEAR DOLLARS)

COST: \$2,000,000

TIMING: Fiscal years 2024-2026 – Design & Installation

**DUPAGE WATER COMMISSION
2022 – 2027
FIVE YEAR CAPITAL IMPROVEMENT PLAN**

PROJECT: Metering Stations – Lombard Connection Point

LOCATION: Lombard MS-14E

DESCRIPTION: To construct an additional 1,000-foot section of water main, and Joint Facility, consisting of a metering station and pressure adjusting for the Village of Lombard. The entire cost of the project will be incurred by the Village of Lombard.

PURPOSE: To fulfill the Village of Lombard’s request to provide them with an additional connection to DWC’s water distribution system.

BENEFIT: To provide the Village of Lombard with an additional connection to DWC’s water distribution system.

ESTIMATED COST: (CURRENT YEAR DOLLARS)

COST: \$1,000,000

TIMING: Fiscal years 2022-2023 (Dependent Upon Lombard) – Engineering & Construction

**DuPAGE WATER COMMISSION
2022 – 2027
FIVE YEAR CAPITAL IMPROVEMENT PLAN**

PROJECT: Oswego, Yorkville, Montgomery, Romeoville

LOCATION: Oswego, Yorkville, Montgomery, Romeoville

DESCRIPTION: TBD

PURPOSE: TBD

BENEFIT: TBD

ESTIMATED COST: (CURRENT YEAR DOLLARS)

COST: \$4,000,000

TIMING: Fiscal years 2023-2027 – Engineering & Construction

DRAFT