



DuPage Water Commission

600 E. Butterfield Road, Elmhurst, IL 60126-4642
(630) 834-0100 Fax: (630) 834-0120

AGENDA

DUPAGE WATER COMMISSION

THURSDAY, JUNE 15, 2017
6:30 P.M.

600 EAST BUTTERFIELD ROAD
ELMHURST, IL 60126

- I. Call to Order and Pledge of Allegiance
- II. Roll Call
(Majority of the Commissioners then in Office—minimum 7)
- III. Public Comments (limited to 3 minutes per person)
- IV. Approval of Minutes
(Concurrence of a Majority of those Commissioners Present, provided there is a quorum—minimum 4)

RECOMMENDED MOTION: To approve the Minutes of the April 20, 2017 Regular Meeting of the DuPage Water Commission (Voice Vote).

- V. Treasurer's Report – April and May 2017
(Concurrence of a Majority of those Commissioners Present, provided there is a quorum—minimum 4)

RECOMMENDED MOTION: To accept the April and May 2017 Treasurer's Report (Voice Vote).

- VI. Committee Reports
 - A. Finance Committee
 1. Report of 6/15/17 Finance Committee
 2. Request For Board Action: Authorizing the Transfer of Funds form the General Account to the Capital Reserve Fund (**\$21.3 million**).
(TO APPROVE: Concurrence of a Majority of the Appointed Commissioners-7)

RECOMMENDED MOTION: To Authorize the Transfer of Funds from the General Account to the Capital Reserve Fund Account (Roll Call)

3. Actions on Other Items Listed on 6/15/17 Finance Committee Agenda

All visitors must present a valid driver's license or other government-issued photo identification, sign in at the reception area and wear a visitor badge while at the DuPage Pumping Station.

B. Administration Committee

1. Report of 6/15/17 Administration Committee
2. Resolution No. R-17-17: A Resolution Authorizing and Ratifying the Disposal of Certain Personal Property Owned by the DuPage Water Commission

RECOMMENDED MOTION: To adopt Resolution No. R-17-17: A Resolution Authorizing and Ratifying the Disposal of Certain Personal Property Owned by the DuPage Water Commission (Roll Call)

3. Actions on Other Items Listed on 6/15/17 Administration Committee Agenda

C. Engineering & Construction Committee

1. Report of 6/15/17 Engineering & Construction Committee
2. Ordinance No. O-7-17: An Ordinance Determining the Prevailing Rate of Wages in DuPage County and Cook County **(No Cost)**.

(TO APPROVE: Concurrence of a Majority of the Appointed Commissioners-7)

3. Resolution No. R-13-17: A Resolution Approving and Ratifying Certain Work Authorization Orders Under Quick Response Electrical Contract QRE-7/15 at the June 15, 2017, DuPage Water Commission Meeting **(McWilliams Electric Co. Inc., estimated cost of \$10,860.00)**

(Concurrence of a Majority of the Appointed Commissioners - 7)

4. Resolution No. R-14-17: A Resolution Approving and Ratifying Certain Contract Change Orders at the June 15, 2017, DuPage Water Commission Meeting **(Mertes Contracting Corporation - decrease of \$81,205.00)**

(Concurrence of a Majority of the Appointed Commissioners - 7)

5. Resolution No. R-15-17: A Resolution Awarding Quick Response Contract (Contract QR-11/17) **(John Neri Construction Co. Inc., and Rossi Contractors Inc. – No Cost)**

(Concurrence of a Majority of the Appointed Commissioners - 7)

RECOMMENDED MOTION: To adopt item numbers 2 through 5 under the Engineering & Construction Report section of the Agenda in a single group pursuant to the Omnibus Vote Procedures (Roll Call).

6. Actions on Other Items Listed on 6/15/17 Engineering & Construction Committee Agenda

VII. Accounts Payable

(Affirmative Majority of the Appointed Commissioners, containing the votes of at least 1/3 of the County Appointed Commissioners and 40% of the Municipal Appointed Commissioners—3 County + 3 Muni+1=7)

RECOMMENDED MOTION: To approve the Accounts Payable in the amount of \$7,639,201.18 (April 2017, disbursements made with concurrence of Commission's Chairman) and \$8,567,785.73 (May 2017) subject to submission of all contractually required documentation, for invoices that have been received (Roll Call).

RECOMMENDED MOTION: To approve the Accounts Payable in the amount of \$798,625.00 (April 2017, disbursements made with concurrence of Commission's Chairman) and \$1,267,315.00 (May 2017) subject to submission of all contractually required documentation, for invoices that have not yet been received but have been estimated (Roll Call).

VIII. Chairman's Report

IX. Omnibus Vote Requiring Majority Vote

X. Omnibus Vote Requiring Super-Majority or Special Majority Vote

XI. Old Business

XII. New Business

XIII. Executive Session

(Concurrence of a Majority of those Commissioners Present, provided there is a quorum—minimum 4)

RECOMMENDED MOTION: To go into Executive Session to discuss security procedures pursuant to 5 ILCS 120/2(c)(8), to discuss matters related to personnel pursuant to 5 ILCS 120/2(c)(1) and (2), to discuss acquisition of real estate pursuant to 5 ILCS 120/2(c)(5), to discuss pending, probable, or imminent litigation pursuant to 5 ILCS 120/2(c)(11), and/or to discuss minutes of closed meetings pursuant to 5 ILCS 120/2(c)(21) (Roll Call).

RECOMMENDED MOTION: To come out of Executive Session (Voice Vote).

XIV. Collective Bargaining Agreement

(Affirmative Majority of the Appointed Commissioners, containing the votes of at least 1/3 of the County Appointed Commissioners and 40% of the Municipal Appointed Commissioners (3 County + 3 Muni+1=7)

RECOMMENDED MOTION: Resolution No. R-16-17: A Resolution Approving and Authorizing the Execution of Collective Bargaining Agreement with the International Union of Operating Engineers Local 399 (AFL-CIO) (Roll Call).

XV. Adjournment

(Concurrence of a Majority of those Commissioners Present, provided there is a quorum—minimum 4)

**MINUTES OF A MEETING OF THE
DuPAGE WATER COMMISSION
HELD ON THURSDAY, APRIL 20, 2017
600 E. BUTTERFIELD ROAD
ELMHURST, ILLINOIS**

The meeting was called to order by Chairman Zay at 6:30 P.M.

Commissioners in attendance: J. Broda, R. Gans, J. Healy, D. Loftus, D. Novotny, R. Obarski, J. Pruy, M. Scheck, P. Suess, and J. Zay

Commissioners Absent: J. Fennell, D. Russo, and F. Saverino

Also in attendance: Treasurer W. Fates, J. Spatz, C. Johnson, J. Rodriguez, C. Peterson, F. Frelka, J. Schori, M. Weed, R.C. Bostick, E. Kazmierczak, and P. Luetkehans representing Gorski & Good

PUBLIC COMMENT

None

APPROVAL OF MINUTES

Commissioner Broda moved to approve the Minutes of the March 16, 2017 Regular Meeting and the Minutes of the March 16, 2017 Executive Session Meeting of the DuPage Water Commission. Seconded by Commissioner Healy and unanimously approved by a Voice Vote.

All voted aye. Motion carried.

CHARTER CUSTOMER HEARING

Commissioner Loftus moved to open the Charter Customer Hearing regarding the Management Budget Ordinance for the Fiscal Year Commencing May 1, 2017 and Ending April 30, 2018. Seconded by Commissioner Broda and unanimously approved by a Voice Vote.

All voted aye. Motion carried.

There being no comments, Commissioner Broda moved to close the Charter Customer Hearing regarding the Management Budget Ordinance for the Fiscal Year Commencing May 1, 2017 and Ending April 30, 2018. Seconded by Commissioner Loftus and unanimously approved by a Voice Vote.

All voted aye. Motion carried.

PUBLIC HEARING

Commissioner Healy moved to open the Public Hearing regarding the Annual Budget and Appropriation Ordinance for the Fiscal Year Commencing May 1, 2017 and Ending April 30, 2018. Seconded by Commissioner Gans and unanimously approved by a Voice Vote.

All voted aye. Motion carried.

There being no comments, Commissioner Healy moved to close the Public Hearing regarding the Annual Budget and Appropriation Ordinance for the Fiscal Year Commencing May 1, 2017 and Ending April 30, 2018. Seconded by Commissioner Broda and unanimously approved by a Voice Vote.

All voted aye. Motion carried.

TREASURER'S REPORT

Treasurer Fates presented the March 2017 Treasurer's Report consisting of 12 pages, noting that pages 1, 2 and 3 contained a brief summary of the report.

Treasurer Fates pointed out the \$162.0 million of cash and investments on page 4, which reflected an increase of about \$3.1 million from the previous month. Treasurer Fates also pointed out the schedule of investments on pages 5 through 10 totaling \$144.1 million and the market yield on the total portfolio showed 1.21% basis points which reflected an increase from the prior month. On page 11, the statement of cash flows showed an increase in cash and investments by about \$25.7 million and operating activities increased cash by approximately \$28.8 million, and roughly \$12.5 million of sales tax was received. On page 12, the monthly cash/operating report showed that the Commission had met or exceeded all of its reserve requirements.

Commissioner Suess moved to accept the March 2017 Treasurer's Report. Seconded by Commissioner Broda and unanimously approved by a Voice Vote.

All voted aye. Motion carried.

COMMITTEE REPORTS

Finance Committee – Reported by Commissioner Suess

Commissioner Suess reported that the Finance Committee reviewed and recommended for approval all action items listed on the Finance Committee Agenda. After providing a brief summary, Commissioner Suess moved to adopt item numbers 2 through 5 under the Finance Report section of the Agenda in a single group pursuant to the Omnibus Vote Procedures. Seconded by Commissioner Healy and unanimously approved by a Roll Call Vote.

Minutes of the 4/20/17 Commission Meeting

Ayes: J. Broda, R. Gans, J. Healy, D. Loftus, D. Novotny, R. Obarski, J. Pruyn, M. Scheck, P. Suess, and J. Zay

Nays: None

Absent: J. Fennell, D. Russo, and F. Saverino

Item 2: Ordinance No. O-4-17: An Ordinance Approving and Adopting an Annual Management Budget for the Fiscal Year Commencing May 1, 2017 and Ending April 30, 2018

Item 3: Ordinance No. O-5-17: An Ordinance Establishing Fixed Costs to be Payable by Each Contract Customer for the Fiscal Year Commencing May 1, 2017 and Ending April 30, 2018 – (\$0.00)

Item 4: Ordinance No. O-6-17: An Ordinance Approving and Adopting the Annual Budget and Appropriation Ordinance for the Fiscal Year Commencing May 1, 2017 and Ending April 30, 2018

Item 5: Request For Board Action: To approve the Renewal of Financial Services Contract between the DuPage Water Commission and Baker Tilly Virchow Krause, LLP for one year (in an amount up to \$66,000.00 for a one year period).

Administration Committee – Reported by Commissioner Healy

Commissioner Healy reported that the Administration Committee reviewed and recommended for approval all action items listed on the Administration Committee Agenda. After providing a brief summary, Commissioner Healy moved to adopt Resolution No. R-12-17: A Resolution Approving Travel Requests and Expense Reimbursement Policy, as amended. Seconded by Commissioner Gans and unanimously approved by a Roll Call Vote.

Ayes: J. Broda, R. Gans, J. Healy, D. Loftus, D. Novotny, R. Obarski, J. Pruyn, M. Scheck, P. Suess, and J. Zay

Nays: None

Absent: J. Fennell, D. Russo, and F. Saverino

Engineering & Construction Committee – Reported by Commissioner Loftus

Commissioner Loftus reported that the Engineering & Construction Committee reviewed and recommended for approval all action items listed on the Engineering & Construction Committee Agenda. After providing a brief summary, Commissioner Loftus moved to adopt item numbers 2 through 4 under the Engineering & Construction Report section of the Agenda in a single group pursuant to the Omnibus Vote Procedures. Seconded by Commissioner Scheck and unanimously approved by a Roll Call Vote.

Minutes of the 4/20/17 Commission Meeting

Ayes: J. Broda, R. Gans, J. Healy, D. Loftus, D. Novotny, R. Obarski, J. Pruyn, M. Scheck, P. Suess, and J. Zay

Nays: None

Absent: J. Fennell, D. Russo, and F. Saverino

Item 2: Resolution No. R-10-17: A Resolution Approving and Ratifying Certain Work Authorization Orders Under Quick Response Electrical Contract QRE-7/15 at the April 20, 2017, DuPage Water Commission Meeting (Windy City Electric Company – Estimated Cost of \$2,500.00)

Item 3: Resolution No. R-11-17: A Resolution Approving and Ratifying Certain Task Orders Under a Master Contract with AECOM Technical Services, Inc., at the April 20, 2017, DuPage Water Commission Meeting (Task Order No. 5 – Electrical Safety Studies - \$67,900.00)

Item 4: Request For Board Action – To Authorize the General Manager to execute a two (2) year Work Wear Supply unit price contract with Villa Park Electrical Supply Co., Inc. for employee uniforms at the DuPage Water Commission for the estimated two-year amount of \$27,156.95.

ACCOUNTS PAYABLE

Commissioner Healy moved to approve the Accounts Payable in the amount of \$7,608,669.06 subject to submission of all contractually required documentation, for invoices that have been received and the Accounts Payable in the amount of \$792,330.00 subject to submission of all contractually required documentation, for invoices that have not yet been received but have been estimated. Seconded by Commissioner Broda and unanimously approved by a Roll Call Vote.

Ayes: J. Broda, R. Gans, J. Healy, D. Loftus, D. Novotny, R. Obarski, J. Pruyn, M. Scheck, P. Suess, and J. Zay

Nays: None

Absent: J. Fennell, D. Russo, and F. Saverino

CHAIRMAN'S REPORT

Chairman Zay began his report by reminding Board members to file their Statement of Economic Interest before May 1st. He then gave a brief status update on the Village of Bartlett's supply line project noting that construction had been scheduled to begin March of 2018.

OMNIBUS VOTE REQUIRING MAJORITY VOTE

None

OMNIBUS VOTE REQUIRING SUPER-MAJORITY OR SPECIAL MAJORITY VOTE

None

OLD BUSINESS

General Manager Spatz informed Board members that the Commission had received a Certificate of Unit Clarification from the State of Illinois Labor Relations Board stating that union employees represented by Local 150 have been reclassified into Local 399 and that contract negotiations should begin within the next couple of months.

NEW BUSINESS

General Manager Spatz shared that Commission employee Michael Schweizer would be retiring at the end of April with 27 years of service and that a luncheon would be held to celebrate and wish him well.

Commissioner Loftus also shared that the Commission had received a Water Saver Award from the 2017 Illinois Section Water Works Association WaterCon Conference last month. General Manager Spatz congratulated both Terry McGhee and Jenessa Rodriguez noting that they were both recognized for their work on water conservation.

EXECUTIVE SESSION

None

Commissioner Gans moved to adjourn the meeting at 6:50 P.M. Seconded by Commissioner Broda and unanimously approved by a Voice Vote.

All voted aye. Motion carried.

DUPAGE WATER COMMISSION INTEROFFICE MEMORANDUM

TO: Chairman and Commissioners
FROM: Bill Fates, Treasurer
DATE: May 10, 2017
SUBJECT: TREASURER'S REPORT – April 30, 2017

I am pleased to report that I have reviewed and approved all journal entries and bank reconciliations for the month of April. I have also reviewed the monthly financial statements and budget status reports, and found them to be in order.

Summary of Cash & Investments (Page 4)

1. Cash and investments totaled \$161.9 million at April 30th, a decrease of \$0.1 million compared to the previous month.
2. The balance in the BMO Harris checking account was \$17.7 million at April 30th, a decrease of approximately \$0.2 million compared to the \$17.9 million reported last month.
3. The BMO Harris money market accounts had \$15.0 million at month-end, unchanged from the preceding month.
4. During the month of April, the IIT money market accounts increased by approximately \$1.7 million from the prior month.
5. In April, our holdings of U.S. Agency increased by \$1.2 million, and commercial paper and U.S. Treasury investments decreased by approximately \$1.5 million and \$1.1 million, respectively.
6. The current holdings of cash and investments are in compliance with the approved investment policy.
7. For the year ended April 30, 2017, the Commission's cash and investments increased a total of \$25.6 million.
 - The Operating & Maintenance Account increased by \$10.6 million, for an ending balance of \$32.7 million.
 - The General Account increased by \$3.7 million, for an ending balance of \$19.7 million.
 - The Sales Tax Account decreased by \$2.1 million due to the Board approved transfer from the Sales Tax Account to the Long-Term Water Capital Reserve in January.
 - The Capital Reserve Fund increased \$311,644 for a balance of \$29.9 million.
 - The Operating Reserve Account increased \$10.8 million for a balance of \$67.2 million.

- The Long-Term Capital Reserve Account increased by \$2.3 million for a balance of \$12.4 million.

The following table presents a summary of the changes in cash position by account.

Cash and Investments by Account

| Account | Balance 4/30/2016 | Balance 4/30/2017 | Increase (Decrease) |
|-------------------------------------|----------------------|----------------------|------------------------|
| Operations & Maintenance | \$22,137,284 | \$32,727,195 | \$10,589,911 |
| General Account | 15,977,169 | 19,715,309 | 3,738,140 |
| Sales Tax | 2,131,597 | 275 | (2,131,322) |
| Operating Reserve | 56,389,449 | 67,223,928 | 10,834,479 |
| Capital Reserve | 29,541,577 | 29,853,221 | 311,644 |
| Long-Term Cap. Reserve | 10,113,085 | 12,415,641 | 2,302,556 |
| Total Cash & Investments | \$136,290,161 | \$161,935,569 | \$25,645,408 |

Schedule of Investments (Pages 5-10)

1. The average yield to maturity on the Commission's investments was 1.23%, an increase from the prior month average yield to maturity of 1.21%.
2. The portfolio is showing estimated unrealized losses of \$537,000 at April 30, 2017, compared to \$537,500 in unrealized gains at April 30, 2016.
3. The amortized cost of our investments was \$144.2 million at April 30th, relatively unchanged from the previous month.

Statement of Cash Flows (Page 11)


1. The statement of cash flows shows a breakdown of the \$25.6 million increase in cash and investments for the fiscal year.
2. Operating activities increased cash by \$28.5 million. The increase was due to the receipt of slightly over \$13 million in deferred revenue related to Bartlett's cost recovery charges. This increase was offset by a \$13 million cash outflow related to the loan to Bartlett to help finance the cost recovery charges.
3. \$12.5 million of sales tax revenue was received.
4. Capital Assets purchased totaled \$3.9 million year-to-date.
5. Cash flow from investment activity generated \$1.6 million.

Reserve Analysis (Page 12)

1. The reserve analysis report shows the commission has met or exceeded all recommended reserve balances at April 30th.
2. The Operating and Maintenance Account was \$32.7 million which is a balance currently sufficient enough to cover an estimated 120 days of normal operation and maintenance costs.

3. The Operating Reserve account was \$67.2 million which is approximately 204 days, this amount meets the minimum balance per the reserve policy.

Respectfully submitted,



Bill Fates, CPA
Treasurer

DU PAGE WATER COMMISSION
 TREASURER'S REPORT
 SUMMARY OF CASH AND INVESTMENTS
 April 30, 2017

| FUNDS CONSIST OF: | April 30, 2017 | March 31, 2017 | INCR. - (DECR.) |
|---|------------------------------|------------------------------|---------------------|
| PETTY CASH | 1,200.00 | 1,200.00 | 0.00 |
| CASH AT HARRIS BANK | 17,688,568.97 | 17,921,054.79 | (232,485.82) |
| TOTAL CASH | 17,689,768.97 | 17,922,254.79 | (232,485.82) |
| IIIT MONEY MARKET FUNDS | 7,700,413.78 | 6,033,542.48 | 1,666,871.30 |
| BMO HARRIS MONEY MARKET FUNDS | 15,037,425.92 | 15,026,798.47 | 10,627.45 |
| U. S. TREASURY INVESTMENTS | 33,134,976.82 | 34,283,460.16 | (1,148,483.34) |
| U. S. AGENCY INVESTMENTS | 56,186,444.23 | 55,023,816.10 | 1,162,628.13 |
| MUNICIPAL BONDS | 6,402,156.59 | 6,402,526.66 | (370.07) |
| COMMERCIAL PAPER | 15,745,048.98 | 17,228,542.75 | (1,483,493.77) |
| ASSET BACKED SEC/COLLATERALIZED MORTGAGE OBLIG CERTIFICATES OF DEPOSIT | 6,567,334.17 3,472,000.00 | 6,645,009.02 3,472,000.00 | (77,674.85) 0.00 |
| TOTAL INVESTMENTS | 144,245,800.49 | 144,115,695.64 | 130,104.85 |
| TOTAL CASH AND INVESTMENTS | 161,935,569.46 | 162,037,950.43 | (102,380.97) |
| | April 30, 2017 | March 31, 2017 | % CHANGE |
| IIIT MONEY MARKET FUNDS | 5.3% | 4.2% | 27.6% |
| BMO HARRIS MONEY MARKET FUNDS | 10.4% | 10.4% | 0.1% |
| U. S. TREASURY INVESTMENTS | 23.0% | 23.8% | -3.3% |
| U. S. AGENCY INVESTMENTS | 39.0% | 38.2% | 2.1% |
| MUNICIPAL BONDS | 4.4% | 4.4% | 0.0% |
| COMMERCIAL PAPER | 10.9% | 12.0% | -8.6% |
| ASSET BACKED SEC/COLLATERALIZED MORTGAGE OBLIG CERTIFICATES OF DEPOSIT | 4.6% 2.4% | 4.6% 2.4% | -1.2% 0.0% |
| TOTAL INVESTMENTS | 100.0% | 100.0% | 0.1% |

Note 1 - Investments are carried at amortized cost.

DU PAGE WATER COMMISSION
 INVESTMENTS
 (Unaudited)
 April 30, 2017

| FUND SOURCE | COUPON RATE | PURCHASE DATE | MATURITY DATE | | YIELD TO MATURITY (COST) | PAR VALUE | AMORTIZED COST | AMORTIZED DISCOUNT (PREMIUM) | PURCHASE PRICE | ACCRUED INTEREST 04/30/17 |
|--|-------------|-----------------------|---------------|----|--------------------------|------------------|------------------|------------------------------|------------------|---------------------------|
| Water Fund Oper. & Maint. Acct. (01-121103) | | | | | | | | | | |
| BMO Harris - Money Market | 0.880% | 04/30/17 | 05/01/17 | 1 | 0.880% | \$ 15,037,425.92 | \$ 15,037,425.92 | \$ - | \$ 15,037,425.92 | - |
| Water Fund General Account (01-121700) | | | | | | | | | | |
| IIIT - Money Market | 0.910% | 04/30/17 | 05/01/17 | 1 | 0.910% | 7,257,092.80 | 7,257,092.80 | - | 7,257,092.80 | - |
| BNP Paribas NY Branch CP | 0.000% | 12/08/16 | 06/06/17 | 37 | 1.170% | 750,000.00 | 749,130.00 | 3,480.00 | 745,650.00 | - |
| BNP Paribas NY Branch CP | 0.000% | 12/13/16 | 06/06/17 | 37 | 1.160% | 1,250,000.00 | 1,248,562.50 | 5,550.35 | 1,243,012.15 | - |
| Credit Agricole CIB NY CP | 0.000% | 12/07/16 | 06/07/17 | 38 | 1.150% | 2,000,000.00 | 1,997,656.66 | 9,183.33 | 1,988,473.33 | - |
| Bank Tokyo-MIT UFJ NY CP | 0.000% | 12/08/16 | 06/08/17 | 39 | 1.280% | 2,000,000.00 | 1,997,318.88 | 10,159.99 | 1,987,158.89 | - |
| Bank Tokyo-MIT UFJ NY CP | 0.000% | 12/19/16 | 06/19/17 | 50 | 1.300% | 1,500,000.00 | 1,497,366.26 | 7,148.76 | 1,490,217.50 | - |
| Toyota Motor Credit Corp CP | 0.000% | 12/19/16 | 07/17/17 | 78 | 1.200% | 1,500,000.00 | 1,496,182.08 | 6,594.58 | 1,489,587.50 | - |
| CD-United Security Bank, CA | 0.000% | 11/16/16 | 05/15/17 | 15 | 0.950% | 248,000.00 | 248,000.00 | - | 248,000.00 | 1,071.49 |
| CD-Quontic Bank, NY | 0.000% | 11/16/16 | 05/15/17 | 15 | 0.850% | 248,000.00 | 248,000.00 | - | 248,000.00 | 958.71 |
| CD-Cfg Community Bank, MD | 0.000% | 10/31/16 | 05/31/17 | 31 | 0.800% | 248,000.00 | 248,000.00 | - | 248,000.00 | 989.28 |
| CD-Patriot Bank, OK | 0.000% | 10/31/16 | 05/31/17 | 31 | 0.800% | 248,000.00 | 248,000.00 | - | 248,000.00 | 989.28 |
| CD-Enerbank USA, UT | 0.000% | 10/31/16 | 05/31/17 | 31 | 0.700% | 248,000.00 | 248,000.00 | - | 248,000.00 | 865.62 |
| CD-Bank of the Ozarks, AR | 0.000% | 10/31/16 | 05/31/17 | 31 | 0.870% | 248,000.00 | 248,000.00 | - | 248,000.00 | 1,075.84 |
| CD-First Commons Bank, MA | 0.000% | 10/31/16 | 05/31/17 | 31 | 0.800% | 248,000.00 | 248,000.00 | - | 248,000.00 | 989.28 |
| CD-Bofi Federal Bank, CA | 0.000% | 10/31/16 | 05/31/17 | 31 | 0.750% | 248,000.00 | 248,000.00 | - | 248,000.00 | 927.45 |
| CD-Usameribank, FL | 0.000% | 10/31/16 | 05/31/17 | 31 | 0.740% | 248,000.00 | 248,000.00 | - | 248,000.00 | 989.28 |
| CD-Financial Federal Savings Bank, TN | 0.000% | 10/31/16 | 05/31/17 | 31 | 0.750% | 248,000.00 | 248,000.00 | - | 248,000.00 | 927.45 |
| CD-Landmark Community Bank, TN | 0.000% | 10/31/16 | 05/31/17 | 31 | 0.800% | 248,000.00 | 248,000.00 | - | 248,000.00 | 865.62 |
| CD-Bank of China, NY | 0.000% | 10/31/16 | 05/31/17 | 31 | 0.750% | 248,000.00 | 248,000.00 | - | 248,000.00 | 927.45 |
| CD-Prudential Savings Bank, PA | 0.000% | 10/31/16 | 05/31/17 | 31 | 0.700% | 248,000.00 | 248,000.00 | - | 248,000.00 | 915.08 |
| CD-Bank Leumi Usa, NY | 0.000% | 10/31/16 | 06/29/17 | 60 | 0.850% | 248,000.00 | 248,000.00 | - | 248,000.00 | 1,051.11 |
| | | Weighted Avg Maturity | 26 | | 1.022% | \$ 19,729,092.80 | \$ 19,715,309.18 | \$ 42,117.01 | \$ 19,673,192.17 | \$ 13,542.94 |
| Sales Tax Funds (01-123000) | | | | | | | | | | |
| IIIT - Money Market | 0.910% | 04/30/17 | 05/01/17 | 1 | 0.910% | 275.24 | 275.24 | - | 275.24 | - |
| | | Weighted Avg Maturity | 1 | | 0.910% | \$ 275.24 | \$ 275.24 | \$ - | \$ 275.24 | \$ - |

DU PAGE WATER COMMISSION
 INVESTMENTS
 (Unaudited)
 April 30, 2017

| FUND SOURCE | COUPON RATE | PURCHASE DATE | MATURITY DATE | | YIELD TO MATURITY (COST) | PAR VALUE | AMORTIZED COST | AMORTIZED DISCOUNT (PREMIUM) | PURCHASE PRICE | ACCRUED INTEREST 04/30/17 |
|---|-------------|---------------|---------------|-------|--------------------------|--------------|----------------|------------------------------|----------------|---------------------------|
| Water Fund Operating Reserve (01-121800) | | | | | | | | | | |
| IIIT - Money Market | 0.910% | 04/30/17 | 05/01/17 | 1 | 0.910% | 254,111.66 | 254,111.66 | - | 254,111.66 | - |
| US Treasury Notes | 1.625% | 11/14/16 | 04/30/19 | 730 | 1.060% | 1,705,000.00 | 1,723,964.10 | (4,346.45) | 1,728,310.55 | 75.29 |
| US Treasury Notes | 1.000% | 08/25/15 | 11/30/19 | 944 | 1.340% | 850,000.00 | 842,704.56 | 4,624.48 | 838,080.08 | 3,549.45 |
| US Treasury Notes | 2.000% | 12/04/15 | 07/31/20 | 1,188 | 1.580% | 1,075,000.00 | 1,089,318.65 | (5,963.58) | 1,095,282.23 | 5,345.30 |
| US Treasury Notes | 2.125% | 12/30/15 | 08/31/20 | 1,219 | 1.740% | 575,000.00 | 582,186.84 | (2,763.36) | 584,950.20 | 2,058.59 |
| US Treasury Notes | 1.750% | 02/03/16 | 10/31/20 | 1,280 | 1.350% | 740,000.00 | 750,199.18 | (3,502.38) | 753,701.56 | 35.19 |
| US Treasury Notes | 2.625% | 05/03/16 | 11/15/20 | 1,295 | 1.210% | 2,400,000.00 | 2,517,121.44 | (31,753.56) | 2,548,875.00 | 29,063.54 |
| US Treasury Notes | 2.000% | 03/24/16 | 11/30/20 | 1,310 | 1.380% | 2,000,000.00 | 2,043,158.26 | (12,857.37) | 2,056,015.63 | 16,703.30 |
| US Treasury Notes | 2.375% | 03/31/16 | 12/31/20 | 1,341 | 1.280% | 775,000.00 | 805,254.69 | (8,676.95) | 813,931.64 | 6,152.37 |
| US Treasury Notes | 2.000% | 07/06/16 | 02/28/21 | 1,400 | 0.920% | 775,000.00 | 806,370.47 | (6,531.87) | 812,902.34 | 2,611.41 |
| US Treasury Notes | 1.250% | 06/27/16 | 03/31/21 | 1,431 | 0.980% | 1,265,000.00 | 1,278,324.03 | (2,784.96) | 1,281,108.99 | 1,339.31 |
| US Treasury Notes | 2.000% | 01/05/17 | 05/31/21 | 1,492 | 1.870% | 1,300,000.00 | 1,306,526.03 | (481.78) | 1,307,007.81 | 10,857.14 |
| US Treasury Notes | 2.000% | 09/01/16 | 05/31/21 | 1,492 | 1.220% | 1,950,000.00 | 2,010,565.83 | (9,512.30) | 2,020,078.13 | 16,285.71 |
| US Treasury Notes | 2.000% | 10/05/16 | 08/31/21 | 1,584 | 1.210% | 1,275,000.00 | 1,317,427.61 | (5,434.69) | 1,322,862.30 | 4,296.20 |
| US Treasury Notes | 2.000% | 12/05/16 | 08/31/21 | 1,584 | 1.930% | 2,150,000.00 | 2,155,884.49 | (498.32) | 2,156,382.81 | 7,244.57 |
| US Treasury Notes | 1.250% | 03/13/17 | 10/31/21 | 1,645 | 2.110% | 855,000.00 | 823,457.19 | 853.67 | 822,603.52 | 29.04 |
| US Treasury Notes | 1.750% | 04/03/17 | 11/30/21 | 1,675 | 1.860% | 1,500,000.00 | 1,492,842.90 | 108.52 | 1,492,734.38 | 10,961.54 |
| Inter-American Development Bank | 1.000% | 04/12/16 | 05/13/19 | 743 | 1.100% | 790,000.00 | 788,428.54 | 798.54 | 787,630.00 | 3,686.67 |
| African Development Bank Note | 1.125% | 09/14/16 | 09/20/19 | 873 | 1.160% | 505,000.00 | 504,572.78 | 108.08 | 504,464.70 | 647.03 |
| Intl Bank of Recons and Dev Notes (World Bank) | 1.625% | 03/14/16 | 03/09/21 | 1,409 | 1.730% | 925,000.00 | 921,563.61 | 966.61 | 920,597.00 | 2,171.18 |
| MS ST Taxable GO Bonds | 1.472% | 02/18/15 | 10/01/18 | 519 | 1.470% | 150,000.00 | 150,000.00 | - | 150,000.00 | 184.00 |
| NYC, NY Taxable GO Bonds | 1.650% | 03/31/15 | 10/01/18 | 519 | 1.650% | 565,000.00 | 565,000.00 | - | 565,000.00 | 776.88 |
| CT ST Taxable GO Bonds | 1.974% | 03/25/15 | 03/15/19 | 684 | 1.970% | 300,000.00 | 300,000.00 | - | 300,000.00 | 756.70 |
| UNIV OF CAL Taxable Rev Bonds | 2.003% | 03/25/15 | 05/15/19 | 745 | 2.000% | 135,000.00 | 135,000.00 | - | 135,000.00 | 1,246.87 |
| FL ST Board Admin Fin Corp Taxable Rev Bonds | 2.163% | 03/08/16 | 07/01/19 | 792 | 2.160% | 925,000.00 | 925,000.00 | - | 925,000.00 | 6,669.25 |
| CT ST Taxable GO Bonds | 1.300% | 08/03/16 | 08/15/19 | 837 | 1.230% | 710,000.00 | 711,176.98 | (356.62) | 711,533.60 | 1,948.56 |
| MS ST Taxable GO Bonds | 1.679% | 02/18/15 | 10/01/19 | 884 | 1.680% | 310,000.00 | 310,000.00 | - | 310,000.00 | 433.74 |
| NY Trans Fin Auth, NY Txbi Rev Bonds | 2.750% | 04/23/15 | 02/01/20 | 1,007 | 1.880% | 375,000.00 | 383,693.80 | (6,122.45) | 389,816.25 | 2,578.13 |
| NY Trans Fin Auth, NY Txbi Rev Bonds | 1.500% | 07/14/16 | 05/01/21 | 1,462 | 1.500% | 600,000.00 | 600,000.00 | - | 600,000.00 | 4,500.00 |
| FNMA Pool #AJ3174 | 3.500% | 02/17/16 | 10/01/26 | 3,441 | 2.270% | 371,368.71 | 393,114.54 | (1,464.71) | 394,579.25 | 1,083.16 |
| FNMA Pool #AT3221 | 3.500% | 06/17/16 | 03/01/27 | 3,592 | 2.270% | 433,953.96 | 460,286.76 | (1,060.55) | 461,347.31 | 1,265.70 |
| FNMA Pool #AS4197 | 3.500% | 07/16/15 | 01/01/30 | 4,629 | 2.620% | 283,347.21 | 297,764.50 | (2,229.36) | 299,993.86 | 826.43 |
| FHLMC Pool #U49048 | 3.000% | 03/17/16 | 08/01/30 | 4,841 | 2.350% | 416,439.23 | 432,773.31 | (1,950.20) | 434,723.51 | 1,041.10 |
| FNMA Pool #AL7738 | 3.500% | 02/17/16 | 11/01/30 | 4,933 | 2.550% | 445,826.45 | 471,387.58 | (3,347.94) | 474,735.52 | 1,300.33 |

DU PAGE WATER COMMISSION
INVESTMENTS
(Unaudited)
April 30, 2017

| FUND SOURCE | COUPON RATE | PURCHASE DATE | MATURITY DATE | | YIELD TO MATURITY (COST) | PAR VALUE | AMORTIZED COST | AMORTIZED DISCOUNT (PREMIUM) | PURCHASE PRICE | ACCRUED INTEREST 04/30/17 |
|--|-------------|---------------|---------------|-------|--------------------------|------------|----------------|------------------------------|----------------|---------------------------|
| Water Fund L-T Water Capital Reserve (01-121900) | | | | | | | | | | |
| IIIT - Money Market (PFM Asset Management) | 0.910% | 04/30/17 | 05/01/17 | 1 | 0.910% | 37,773.41 | 37,773.41 | - | 37,773.41 | - |
| US Treasury Notes | 0.625% | 05/13/13 | 04/30/18 | 365 | 0.820% | 105,000.00 | 104,793.90 | 802.89 | 103,991.01 | 1.78 |
| US Treasury Notes | 0.625% | 05/15/13 | 04/30/18 | 365 | 0.820% | 180,000.00 | 179,650.83 | 1,359.42 | 178,291.41 | 3.06 |
| US Treasury Notes | 1.125% | 04/24/15 | 04/30/20 | 1,096 | 1.350% | 300,000.00 | 298,034.39 | 1,280.48 | 296,753.91 | 9.17 |
| US Treasury Notes | 1.750% | 02/03/16 | 10/31/20 | 1,280 | 1.350% | 250,000.00 | 253,445.67 | (1,183.24) | 254,628.91 | 11.89 |
| US Treasury Notes | 2.000% | 03/28/16 | 11/30/20 | 1,310 | 1.380% | 265,000.00 | 270,747.25 | (1,695.52) | 272,442.77 | 2,213.19 |
| US Treasury Notes | 1.625% | 11/14/16 | 11/30/20 | 1,310 | 1.400% | 320,000.00 | 322,487.58 | (312.42) | 322,800.00 | 2,183.43 |
| US Treasury Notes | 2.000% | 03/28/16 | 10/31/21 | 1,645 | 1.520% | 275,000.00 | 280,690.40 | (1,324.25) | 282,014.65 | 14.95 |
| US Treasury Notes | 1.875% | 01/12/15 | 11/30/21 | 1,675 | 1.780% | 260,000.00 | 261,139.61 | (536.17) | 261,675.78 | 2,035.71 |
| US Treasury Notes | 1.500% | 12/30/15 | 01/31/22 | 1,737 | 2.040% | 75,000.00 | 73,179.02 | 481.75 | 72,697.27 | 279.70 |
| US Treasury Notes | 1.500% | 09/03/15 | 01/31/22 | 1,737 | 1.870% | 350,000.00 | 344,155.85 | 1,921.47 | 342,234.38 | 1,305.25 |
| US Treasury Notes | 1.625% | 02/26/15 | 08/15/22 | 1,933 | 1.820% | 175,000.00 | 173,311.55 | 649.44 | 172,662.11 | 589.17 |
| US Treasury Notes | 1.625% | 12/04/15 | 11/15/22 | 2,025 | 1.930% | 200,000.00 | 196,857.83 | 748.45 | 196,109.38 | 1,499.31 |
| US Treasury Notes | 1.500% | 02/01/17 | 03/31/23 | 2,161 | 2.210% | 425,000.00 | 408,436.67 | 635.89 | 407,800.78 | 539.96 |
| US Treasury Notes | 1.750% | 04/24/15 | 05/15/23 | 2,206 | 1.790% | 390,000.00 | 389,071.64 | 290.39 | 388,781.25 | 3,148.55 |
| US Treasury Notes | 1.375% | 01/03/17 | 08/31/23 | 2,314 | 2.240% | 200,000.00 | 189,797.75 | 477.44 | 189,320.31 | 463.32 |
| US Treasury Notes | 1.375% | 09/01/16 | 08/31/23 | 2,314 | 1.470% | 275,000.00 | 273,417.34 | 157.57 | 273,259.77 | 637.06 |
| US Treasury Notes | 2.750% | 12/05/16 | 11/15/23 | 2,390 | 2.260% | 60,000.00 | 61,775.79 | (101.55) | 61,677.34 | 761.19 |
| US Treasury Notes | 2.750% | 03/28/16 | 11/15/23 | 2,390 | 1.720% | 150,000.00 | 159,490.64 | (1,483.97) | 160,974.61 | 1,902.97 |
| US Treasury Notes | 2.750% | 10/09/15 | 11/15/23 | 2,390 | 1.910% | 155,000.00 | 162,999.27 | (1,766.94) | 164,766.21 | 1,966.40 |
| US Treasury Notes | 2.750% | 05/26/16 | 11/15/23 | 2,390 | 1.650% | 275,000.00 | 293,638.90 | (2,458.76) | 296,097.66 | 3,488.78 |
| US Treasury Notes | 2.750% | 10/05/16 | 02/15/24 | 2,482 | 1.460% | 75,000.00 | 81,243.42 | (494.86) | 81,738.28 | 427.31 |
| US Treasury Notes | 2.500% | 03/16/17 | 05/15/24 | 2,572 | 2.450% | 300,000.00 | 300,949.11 | (11.83) | 300,960.94 | 3,459.94 |
| US Treasury Notes | 2.375% | 03/28/16 | 08/15/24 | 2,664 | 1.810% | 200,000.00 | 207,623.64 | (1,056.05) | 208,679.69 | 984.12 |
| US Treasury Notes | 2.125% | 05/03/16 | 05/15/25 | 2,937 | 1.760% | 150,000.00 | 154,095.07 | (463.52) | 154,558.59 | 1,470.48 |
| US Treasury Notes | 2.250% | 07/06/16 | 11/15/25 | 3,121 | 1.320% | 105,000.00 | 112,905.04 | (708.24) | 113,613.28 | 1,089.88 |
| US Treasury Notes | 2.250% | 06/27/16 | 11/15/25 | 3,121 | 1.450% | 115,000.00 | 122,361.69 | (674.83) | 123,036.52 | 1,193.68 |
| Inter-American Development Bank | 1.000% | 04/12/16 | 05/13/19 | 743 | 1.100% | 140,000.00 | 139,721.51 | 141.51 | 139,580.00 | 653.33 |
| Intl Bank of Recons and Dev Notes (World Bank) | 1.625% | 03/14/16 | 03/09/21 | 1,409 | 1.730% | 150,000.00 | 149,442.75 | 156.75 | 149,286.00 | 352.08 |
| Asian Development Bank Note | 1.625% | 03/16/16 | 03/16/21 | 1,416 | 1.640% | 150,000.00 | 149,909.68 | 25.18 | 149,864.50 | 304.69 |
| NYC, NY Taxable GO Bonds | 1.650% | 03/31/15 | 10/01/18 | 519 | 1.650% | 95,000.00 | 95,000.00 | - | 95,000.00 | 130.63 |
| FL ST Board Admin Fin Corp Taxable Rev Bonds | 2.163% | 03/08/16 | 07/01/19 | 792 | 2.160% | 150,000.00 | 150,000.00 | - | 150,000.00 | 1,081.50 |
| MS ST Taxable GO Bonds | 1.679% | 02/18/15 | 10/01/19 | 884 | 1.680% | 40,000.00 | 40,000.00 | - | 40,000.00 | 55.97 |
| NY Trans Fin Auth, NY Txbl Rev Bonds | 2.750% | 04/23/15 | 02/01/20 | 1,007 | 1.880% | 75,000.00 | 76,738.76 | (1,224.49) | 77,963.25 | 515.63 |
| CT ST Taxable GO Bonds | 2.294% | 03/25/15 | 03/15/20 | 1,050 | 2.290% | 70,000.00 | 70,000.00 | - | 70,000.00 | 205.19 |
| UNIV OF CAL Taxable Rev Bonds | 2.253% | 03/25/15 | 05/15/20 | 1,111 | 2.250% | 50,000.00 | 50,000.00 | - | 50,000.00 | 519.44 |
| NY Trans Fin Auth, NY Txbl Rev Bonds | 1.500% | 07/14/16 | 05/01/21 | 1,462 | 1.500% | 100,000.00 | 100,000.00 | - | 100,000.00 | 750.00 |
| FNMA Pool #AJ3174 | 3.500% | 02/17/16 | 10/01/26 | 3,441 | 2.270% | 59,483.31 | 62,966.41 | (234.60) | 63,201.01 | 173.49 |
| FNMA Pool #AT3221 | 3.500% | 06/17/16 | 03/01/27 | 3,592 | 2.270% | 79,301.23 | 84,113.32 | (193.81) | 84,307.13 | 231.30 |
| FNMA Pool #AS4197 | 3.500% | 07/16/15 | 01/01/30 | 4,629 | 2.620% | 70,003.44 | 73,565.36 | (550.78) | 74,116.14 | 204.18 |
| FHLMC Pool #U49048 | 3.000% | 03/17/16 | 08/01/30 | 4,841 | 2.350% | 62,465.87 | 64,915.98 | (292.54) | 65,208.52 | 156.16 |
| FNMA Pool #AL7738 | 3.500% | 02/17/16 | 11/01/30 | 4,933 | 2.550% | 73,583.02 | 77,801.85 | (552.58) | 78,354.43 | 214.62 |

DU PAGE WATER COMMISSION
INVESTMENTS
(Unaudited)
April 30, 2017

| FUND SOURCE | COUPON RATE | PURCHASE DATE | MATURITY DATE | | YIELD TO MATURITY (COST) | PAR VALUE | AMORTIZED COST | AMORTIZED DISCOUNT (PREMIUM) | PURCHASE PRICE | ACCRUED INTEREST 04/30/17 |
|---|-------------|---------------|-----------------------|-------|--------------------------|------------------|------------------|------------------------------|------------------|---------------------------|
| Water Fund L-T Water Capital Reserve (01-121900) Continued... | | | | | | | | | | |
| FNMA Series 2015-M15 ASQ2 | 1.899% | 11/30/15 | 01/01/19 | 611 | 1.200% | 45,000.00 | 45,206.39 | (243.61) | 45,450.00 | 71.18 |
| Fannie Mae Series 2015-M13 ASQ2 | 1.646% | 10/30/15 | 09/01/19 | 854 | 1.080% | 78,765.86 | 79,202.20 | (352.41) | 79,554.61 | 108.04 |
| Fannie Mae Series 2016-M1 ASQ2 | 2.132% | 01/29/16 | 02/01/21 | 1,373 | 1.680% | 175,000.00 | 176,245.80 | (501.12) | 176,746.92 | 310.92 |
| FNMA SERIES 2015 | 2.013% | 03/31/15 | 07/01/22 | 1,888 | 1.710% | 19,670.23 | 19,801.74 | (64.83) | 19,866.57 | 33.00 |
| Fannie Mae Global Notes | 0.875% | 05/15/14 | 05/21/18 | 386 | 1.300% | 425,000.00 | 423,098.00 | 5,199.75 | 417,898.25 | 1,652.78 |
| FHLB Notes | 0.625% | 08/11/16 | 08/07/18 | 464 | 0.820% | 235,000.00 | 234,434.96 | 318.56 | 234,116.40 | 342.71 |
| Fannie Mae Global Notes | 1.625% | 12/31/13 | 11/27/18 | 576 | 1.780% | 475,000.00 | 473,881.86 | 2,273.36 | 471,608.50 | 3,301.91 |
| Fannie Mae Benchmark Notes | 1.875% | 05/15/14 | 02/19/19 | 660 | 1.550% | 400,000.00 | 402,299.53 | (3,644.47) | 405,944.00 | 1,500.00 |
| FHLB Global Note | 1.125% | 06/02/16 | 06/21/19 | 782 | 1.140% | 375,000.00 | 374,888.61 | 46.11 | 374,842.50 | 1,523.44 |
| FNMA Notes | 1.000% | 10/19/16 | 08/28/19 | 850 | 1.040% | 2,135,000.00 | 2,133,085.57 | 434.07 | 2,132,651.50 | 3,617.64 |
| FHLB Global Note | 1.125% | 07/13/16 | 07/14/21 | 1,536 | 1.230% | 250,000.00 | 248,959.09 | 191.59 | 248,767.50 | 835.94 |
| Fannie Mae Notes | 1.875% | 04/06/17 | 04/05/22 | 1,801 | 1.970% | 500,000.00 | 497,780.06 | 25.06 | 497,755.00 | 546.88 |
| FNMA Notes | 2.125% | 04/26/16 | 04/24/26 | 3,281 | 2.210% | 210,000.00 | 208,508.31 | 150.51 | 208,357.80 | 86.77 |
| | | | | | | | | | | |
| | | | Weighted Avg Maturity | 1.517 | 1.563% | \$ 12,356,046.37 | \$ 12,415,641.00 | \$ (4,359.75) | \$ 12,420,000.75 | \$ 51,159.67 |
| Capital Reserve (01-122000) | | | | | | | | | | |
| IIIT - Money Market (PFM Asset Management) | 0.910% | 04/30/17 | 05/01/17 | 1 | 0.910% | 151,160.67 | 151,160.67 | - | 151,160.67 | - |
| US Treasury Notes | 1.500% | 12/04/15 | 12/31/18 | 610 | 1.220% | 975,000.00 | 979,518.27 | (3,746.38) | 983,264.65 | 4,888.47 |
| US Treasury Notes | 1.625% | 11/14/16 | 04/30/19 | 730 | 1.060% | 915,000.00 | 925,177.22 | (2,332.55) | 927,509.77 | 40.40 |
| US Treasury Notes | 1.500% | 12/05/16 | 11/30/19 | 944 | 1.450% | 1,775,000.00 | 1,777,405.99 | (367.45) | 1,777,773.44 | 11,118.13 |
| US Treasury Notes | 1.250% | 01/05/17 | 01/31/20 | 1,006 | 1.520% | 150,000.00 | 148,921.71 | 122.88 | 148,798.83 | 466.16 |
| US Treasury Notes | 1.375% | 02/01/17 | 02/29/20 | 1,035 | 1.570% | 1,500,000.00 | 1,492,044.36 | 657.64 | 1,491,386.72 | 3,474.86 |
| US Treasury Notes | 1.125% | 03/14/17 | 03/31/20 | 1,066 | 1.700% | 600,000.00 | 590,303.15 | 428.15 | 589,875.00 | 571.72 |
| Intl Bank of Recons and Dev Notes (World Bank) | 0.875% | 04/12/16 | 07/19/18 | 445 | 0.950% | 600,000.00 | 599,422.20 | 484.20 | 598,938.00 | 1,487.50 |
| African Development Bank Note | 1.625% | 10/31/16 | 10/02/18 | 520 | 1.120% | 200,000.00 | 201,423.73 | (490.27) | 201,914.00 | 261.81 |
| Inter-American Development Bank | 1.000% | 04/12/16 | 05/13/19 | 743 | 1.100% | 420,000.00 | 419,164.54 | 424.54 | 418,740.00 | 1,960.00 |
| African Development Bank Note | 1.125% | 09/14/16 | 09/20/19 | 873 | 1.160% | 235,000.00 | 234,801.19 | 50.29 | 234,750.90 | 301.09 |
| UNIV OF CAL Taxable Rev Bonds | 0.934% | 03/25/15 | 05/15/17 | 15 | 0.930% | 175,000.00 | 175,000.00 | - | 175,000.00 | 753.69 |
| MS ST Taxable GO Bonds | 1.090% | 02/18/15 | 10/01/17 | 154 | 1.090% | 35,000.00 | 35,000.00 | - | 35,000.00 | 31.79 |
| Regional Trans Auth, IL Rev Bonds | 1.250% | 04/26/16 | 05/04/18 | 369 | 1.250% | 600,000.00 | 600,000.00 | - | 600,000.00 | 625.00 |
| FL ST Board Admin Fin Corp Taxable Rev Bonds | 2.163% | 03/08/16 | 07/01/19 | 792 | 2.160% | 600,000.00 | 600,000.00 | - | 600,000.00 | 4,326.00 |
| CT ST Taxable GO Bonds | 1.300% | 08/03/16 | 08/15/19 | 837 | 1.230% | 330,000.00 | 330,547.05 | (165.75) | 330,712.80 | 905.67 |

DU PAGE WATER COMMISSION
 INVESTMENTS
 (Unaudited)
 April 30, 2017

| FUND SOURCE | COUPON RATE | PURCHASE DATE | MATURITY DATE | | YIELD TO MATURITY (COST) | PAR VALUE | AMORTIZED COST | AMORTIZED DISCOUNT (PREMIUM) | PURCHASE PRICE | ACCRUED INTEREST 04/30/17 |
|--|-------------|---------------|---------------|-------|--------------------------------|------------------|--------------------------|------------------------------|------------------|---------------------------|
| Capital Reserve (01-122000) Continued... | | | | | | | | | | |
| FNMA SERIES 2015 M1 | 1.626% | 01/30/15 | 02/01/18 | 277 | 1.260% | 71,072.82 | 71,174.21 | (608.81) | 71,783.02 | 96.30 |
| FNMA SERIES 2015 M7 | 1.550% | 04/30/15 | 04/01/18 | 336 | 1.260% | 103,355.72 | 103,576.50 | (812.40) | 104,388.90 | 133.50 |
| FNMA Series 2014-M1 ASQ2 | 2.323% | 09/01/16 | 11/01/18 | 550 | 1.150% | 222,940.55 | 226,029.90 | (1,648.16) | 227,678.06 | 431.58 |
| FNMA Series 2015-M15 ASQ2 | 1.899% | 11/30/15 | 01/01/19 | 611 | 1.200% | 130,000.00 | 130,596.22 | (703.77) | 131,299.99 | 205.63 |
| FNMA Series 2016-M9 ASQ2 | 1.785% | 06/09/16 | 06/01/19 | 762 | 1.050% | 230,000.00 | 231,531.90 | (767.99) | 232,299.89 | 342.13 |
| Fannie Mae Series 2015-M13 ASQ2 | 1.646% | 10/30/15 | 09/01/19 | 854 | 1.080% | 270,757.63 | 272,257.55 | (1,211.42) | 273,468.97 | 371.39 |
| Freddie Mac Series 4459 NB | 4.500% | 06/11/15 | 01/01/20 | 976 | 0.770% | 80,612.50 | 82,706.57 | (1,810.80) | 84,517.17 | 302.30 |
| FNMA Series 2015-M12 FA | 0.540% | 09/30/15 | 04/25/20 | 1,091 | 0.540% | 363,784.10 | 363,784.10 | 130.95 | 363,653.15 | 280.23 |
| FNMA Series 2010-18 LV | 4.500% | 07/21/15 | 04/01/21 | 1,432 | 2.030% | 199,011.91 | 199,011.91 | (13,806.46) | 212,818.37 | 746.29 |
| Federal Home Loan Banks Agcy | 0.875% | 08/11/16 | 06/29/18 | 425 | 0.850% | 450,000.00 | 450,106.36 | (64.64) | 450,171.00 | 1,334.38 |
| Federal Home Loan Banks Agcy | 0.875% | 05/26/16 | 06/29/18 | 425 | 0.990% | 785,000.00 | 783,943.14 | 834.99 | 783,108.15 | 2,327.74 |
| FHLB Notes | 0.625% | 07/07/16 | 08/07/18 | 464 | 0.730% | 750,000.00 | 749,047.28 | 607.28 | 748,440.00 | 1,093.75 |
| FHLB Notes | 0.625% | 08/10/16 | 08/07/18 | 464 | 0.810% | 870,000.00 | 868,008.36 | 1,122.96 | 866,885.40 | 1,268.75 |
| FHLB Global Note | 0.875% | 08/25/16 | 10/01/18 | 519 | 0.910% | 550,000.00 | 549,746.04 | 120.04 | 549,626.00 | 401.04 |
| FNMA Benchmark Note | 1.125% | 09/01/15 | 10/19/18 | 537 | 1.180% | 1,475,000.00 | 1,473,868.38 | 1,257.88 | 1,472,610.50 | 553.13 |
| FHLB Notes | 1.250% | 12/08/16 | 01/16/19 | 626 | 1.250% | 700,000.00 | 699,975.39 | 3.39 | 699,972.00 | 2,552.08 |
| FNMA Benchmark Note | 1.375% | 01/08/16 | 01/28/19 | 638 | 1.400% | 1,255,000.00 | 1,254,550.85 | 328.95 | 1,254,221.90 | 4,457.86 |
| FNMA Benchmark Note | 1.000% | 02/23/16 | 02/26/19 | 667 | 1.080% | 1,475,000.00 | 1,472,881.38 | 1,362.38 | 1,471,519.00 | 2,663.19 |
| Freddie Mac Notes | 1.125% | 03/31/16 | 04/15/19 | 715 | 1.050% | 925,000.00 | 926,424.05 | (777.45) | 927,201.50 | 462.50 |
| FHLB Global Note | 1.125% | 06/27/16 | 06/21/19 | 782 | 0.820% | 1,125,000.00 | 1,132,348.60 | (2,847.82) | 1,135,196.42 | 4,570.31 |
| FHLMC Reference Note | 0.875% | 07/19/16 | 07/19/19 | 810 | 0.960% | 650,000.00 | 648,832.45 | 405.45 | 648,427.00 | 1,611.46 |
| FNMA Benchmark Note | 0.875% | 07/29/16 | 08/02/19 | 824 | 0.930% | 750,000.00 | 749,050.67 | 310.67 | 748,740.00 | 1,622.40 |
| FNMA Notes | 0.875% | 08/31/16 | 08/28/19 | 850 | 1.050% | 1,675,000.00 | 1,672,957.05 | 570.05 | 1,672,387.00 | 2,838.19 |
| FHLB Global Note | 1.000% | 10/03/16 | 09/26/19 | 879 | 1.010% | 750,000.00 | 749,787.76 | 50.26 | 749,737.50 | 729.17 |
| FNMA Notes | 1.500% | 02/24/17 | 02/28/20 | 1,034 | 1.520% | 750,000.00 | 749,546.90 | 26.90 | 749,520.00 | 1,906.25 |
| FHLMC Agency | 1.375% | 04/19/17 | 04/20/20 | 1,086 | 1.490% | 1,200,000.00 | 1,195,937.03 | 41.03 | 1,195,896.00 | 504.17 |
| BNP Paribas NY CP | 0.000% | 10/21/16 | 07/18/17 | 79 | 1.330% | 600,000.00 | 598,284.00 | 4,224.00 | 594,060.00 | - |
| Credit Agricole CIB NY CP | 0.000% | 02/03/17 | 08/02/17 | 94 | 1.240% | 600,000.00 | 598,093.50 | 1,783.50 | 596,310.00 | - |
| Cooperative Rabobank U. A. CP | 0.000% | 02/16/17 | 10/23/17 | 176 | 1.290% | 800,000.00 | 795,022.22 | 2,076.44 | 792,945.78 | - |
| Bank of Montreal Chicago CP | 0.000% | 02/16/17 | 11/13/17 | 197 | 1.330% | 800,000.00 | 794,250.66 | 2,141.33 | 792,109.33 | - |
| Weighted Avg Maturity | | | 683 | | 1.193% | \$ 29,867,695.90 | \$ 29,853,221.01 | \$ (12,595.77) | \$ 29,865,816.78 | \$ 65,018.01 |
| TOTAL ALL FUNDS | | | | | 1.229% | \$143,777,734.94 | \$ 144,245,800.49 | \$ (98,720.58) | \$144,344,521.07 | \$ 356,077.32 |
| Less: Net Unsettled Trades | | | | | | | | | | |
| | | | | | | | <u>\$ 144,245,800.49</u> | | | |
| April 30, 2017 | | | | | 90 DAY US TREASURY YIELD | 0.80% | Longest Maturity | 3.281 | \$ 210,000.00 | |
| | | | | | 3 month US Treasury Bill Index | 0.78% | | | | |
| | | | | | 0-3 Year US Treasury Index | 1.18% | | | | |
| | | | | | 1-3 Year US Treasury Index | 1.26% | | | | |
| | | | | | 1-5 Year US Treasury Index | 1.43% | | | | |
| | | | | | 1-10 Year US Treasury Index | 1.61% | | | | |

DUPAGE WATER COMMISSION
ELMHURST, ILLINOIS
TREASURER'S REPORT
STATEMENT OF CASH FLOWS
For the Period from May 1, 2016 to April 30, 2017

CASH FLOWS FROM OPERATING ACTIVITIES

| | |
|------------------------------------|-------------------|
| Cash received from customers | \$ 140,358,513 |
| Cash payments to suppliers | (108,935,887) |
| Cash payments to employees | (2,906,371) |
| Net cash from operating activities | <u>28,516,255</u> |

CASH FLOWS FROM NONCAPITAL
FINANCING ACTIVITIES

| | |
|---|------------------|
| Cash received from sales taxes | 12,546,754 |
| Cash received/paid from long term loans | (12,981,589) |
| Cash payments for net pension activity | (206,891) |
| Net cash from noncapital financing activities | <u>(641,726)</u> |

CASH FLOWS FROM CAPITAL AND
RELATED FINANCING ACTIVITIES

| | |
|--|--------------------|
| Interest paid | (43) |
| Principal Paid | (3,240) |
| Construction and purchase of capital assets | (3,874,383) |
| Net cash from capital and related financing activities | <u>(3,877,666)</u> |

CASH FLOWS FROM INVESTING ACTIVITIES

| | |
|------------------------------------|------------------|
| Investment income | 1,648,545 |
| Net cash from investing activities | <u>1,648,545</u> |

Net Increase (Decrease) in cash and investments 25,645,408

CASH AND INVESTMENTS, MAY 1, 2016 136,290,161

CASH AND INVESTMENTS, APRIL 30, 2017 \$ 161,935,569

April 30, 2017
 TREASURER'S REPORT
 DPWC MONTHLY CASH/OPERATING REPORT

| | 4/30/2017 | | |
|---|---|-----------------------|------------------------------|
| | YEAR END TARGETED Reserve or Monthly Cash Amount-Needed | Amount On Hand | Amount Over - (Under) Target |
| | A | B | C |
| TABLE 1 | | | |
| RESERVE ANALYSIS | | | |
| A. Operating Reserve # of days per current fiscal year management budget | \$ 39,602,480 120 | \$ 67,223,928 204 | \$ 27,621,448 |
| B. Capital Reserve | \$ 29,361,790 | \$ 29,834,422 | \$ 472,632 |
| C. Long Term Water Capital Reserve | \$ 9,925,000 | \$ 12,415,641 | \$ 2,490,641 |
| D. O+M Account (1) | \$ 8,845,948 | \$ 32,727,195 | \$ 23,881,247 |
| E. Current Construction Obligation and Customer Construction Escrows | \$ 18,799 | \$ 18,799 | \$ - |
| TOTAL SUMMARY CASH + RESERVE ANALYSIS | \$ 87,754,017 | \$ 142,219,985 | \$ 54,465,968 |

| TABLE 2 | |
|--|-----------------------|
| OTHER CASH | |
| F. General Fund | \$ 19,715,309 |
| G. Sales Tax | \$ 275 |
| TOTAL TABLE 2-OTHER CASH | \$ 19,715,584 |
| TOTAL MONTH END FUNDS CASH BALANCE-Table1+2 | \$ 161,935,569 |

Note 1: The O&M Account target varies from month to month. The cash balance should be enough to cover the current months operating cash outflows.

DUPAGE WATER COMMISSION INTEROFFICE MEMORANDUM

TO: Chairman and Commissioners
FROM: Bill Fates, Treasurer
DATE: June 6, 2017
SUBJECT: TREASURER'S REPORT – May 31, 2017

I am pleased to report that I have reviewed and approved all journal entries and bank reconciliations for the month of May. I have also reviewed the monthly financial statements and budget status reports, and found them to be in order.

Summary of Cash & Investments (Page 4)

1. Cash and investments totaled \$163.1 million at May 31st, an increase of \$1.2 million compared to the previous month.
2. The balance in the BMO Harris checking account was \$16.6 million at May 31st, a decrease of approximately \$1.1 million compared to the \$17.7 million reported last month.
3. The BMO Harris money market accounts had \$12.0 million at month-end, a decrease of \$3.0 million from the previous month due to a transfer of funds from the BMO accounts to the General Fund of \$5.0 million during the month.
4. During the month of May, the IIIT money market accounts increased by approximately \$8.6 million from the prior month. The Commission transferred \$5.0 million from the BMO accounts and received proceeds from the maturity of \$3.2 million in Certificates of Deposits.
5. In May, our holdings of U.S. Treasury increased by \$1.0 million, and Certificates of Deposit and U.S. Agency investments decreased by approximately \$3.2 million and \$0.8 million, respectively.
6. The current holdings of cash and investments are in compliance with the approved investment policy.
7. For the one month ended May 31, 2017, the Commission's cash and investments increased a total of \$1.2 million.
 - The Operating & Maintenance Account decreased by \$4.1 million, for an ending balance of \$28.6 million.
 - The General Account increased by \$5.0 million, for an ending balance of \$24.7 million.
 - The Sales Tax Account remained unchanged at \$275.
 - The Capital Reserve Fund increased \$32,250 for a balance of \$29.9 million.
 - The Operating Reserve Account increased \$158,595 for a balance of \$67.4 million.

- The Long-Term Capital Reserve Account increased by \$44,557 for a balance of \$12.5 million.

The following table presents a summary of the changes in cash position by account.

Cash and Investments by Account

| Account | Balance 4/30/2017 | Balance 5/31/2017 | Increase (Decrease) |
|-------------------------------------|----------------------|----------------------|------------------------|
| Operations & Maintenance | \$32,727,195 | \$28,611,021 | \$(4,116,174) |
| General Account | 19,715,309 | 24,747,753 | 5,032,443 |
| Sales Tax | 275 | 275 | - |
| Operating Reserve | 67,223,928 | 67,382,523 | 158,595 |
| Capital Reserve | 29,853,221 | 29,885,471 | 32,250 |
| Long-Term Cap. Reserve | 12,415,641 | 12,460,198 | 44,557 |
| Total Cash & Investments | \$161,935,569 | \$163,087,241 | \$1,151,671 |

Schedule of Investments (Pages 5-10)

1. The average yield to maturity on the Commission's investments was 1.24%, a slight increase from the prior month average yield to maturity of 1.23%.
2. The portfolio is showing estimated unrealized losses of \$389,566 at May 31, 2017, compared to \$541,239 in unrealized losses at April 30, 2017.
3. The amortized cost of our investments was \$146.5 million at May 31st, an increase of \$2.3 million from the previous month.

Statement of Cash Flows (Page 11)


1. The statement of cash flows shows a breakdown of the \$1.2 million increase in cash and investments for the fiscal year.
2. Operating activities increased cash by \$0.9 million.
3. Approximately \$29,000 of sales tax revenue was received.
4. Capital Assets purchased were immaterial year-to-date.
5. Cash flow from investment activity generated \$237,455.

Reserve Analysis (Page 12)

1. The reserve analysis report shows the commission has met or exceeded all recommended reserve balances at May 31st, except for the Capital Reserve. The Capital Reserve is expected to be fully funded within a couple of months. Upon approval from the Board, funds will be transferred from the General Account to meet the current year target. The significant increase in the target is related to the Village of Bartlett project.
2. The Operating and Maintenance Account was \$28.6 million which is a balance currently sufficient enough to cover an estimated 80 days of normal operation and maintenance costs.

3. The Operating Reserve account was \$67.4 million which is approximately 189 days, this amount meets the minimum balance per the reserve policy.

Respectfully submitted,



Bill Fates, CPA
Treasurer

DU PAGE WATER COMMISSION
 TREASURER'S REPORT
 SUMMARY OF CASH AND INVESTMENTS
 May 31, 2017

| FUNDS CONSIST OF: | May 31, 2017 | April 30, 2017 | INCR. - (DECR.) |
|---|----------------------------|------------------------------|--------------------------------|
| PETTY CASH | 1,200.00 | 1,200.00 | 0.00 |
| CASH AT HARRIS BANK | 16,561,385.82 | 17,688,568.97 | (1,127,183.15) |
| TOTAL CASH | 16,562,585.82 | 17,689,768.97 | (1,127,183.15) |
| IIIT MONEY MARKET FUNDS | 16,292,587.80 | 7,700,413.78 | 8,592,174.02 |
| BMO HARRIS MONEY MARKET FUNDS | 12,048,435.18 | 15,037,425.92 | (2,988,990.74) |
| U. S. TREASURY INVESTMENTS | 34,182,066.93 | 33,134,976.82 | 1,047,090.11 |
| U. S. AGENCY INVESTMENTS | 55,388,251.24 | 56,186,444.23 | (798,192.99) |
| MUNICIPAL BONDS | 6,226,786.52 | 6,402,156.59 | (175,370.07) |
| COMMERCIAL PAPER | 15,761,976.30 | 15,745,048.98 | 16,927.32 |
| ASSET BACKED SEC/COLLATERALIZED MORTGAGE OBLIG CERTIFICATES OF DEPOSIT | 6,376,550.73 248,000.00 | 6,567,334.17 3,472,000.00 | (190,783.44) (3,224,000.00) |
| TOTAL INVESTMENTS | 146,524,654.70 | 144,245,800.49 | 2,278,854.21 |
| TOTAL CASH AND INVESTMENTS | 163,087,240.52 | 161,935,569.46 | 1,151,671.06 |
| | | | |
| | May 31, 2017 | April 30, 2017 | % CHANGE |
| IIIT MONEY MARKET FUNDS | 11.1% | 5.3% | 111.6% |
| BMO HARRIS MONEY MARKET FUNDS | 8.2% | 10.4% | -19.9% |
| U. S. TREASURY INVESTMENTS | 23.3% | 23.0% | 3.2% |
| U. S. AGENCY INVESTMENTS | 37.8% | 39.0% | -1.4% |
| MUNICIPAL BONDS | 4.2% | 4.4% | -2.7% |
| COMMERCIAL PAPER | 10.8% | 10.9% | 0.1% |
| ASSET BACKED SEC/COLLATERALIZED MORTGAGE OBLIG CERTIFICATES OF DEPOSIT | 4.4% 0.2% | 4.6% 2.4% | -2.9% -92.9% |
| TOTAL INVESTMENTS | 100.0% | 100.0% | 1.6% |

Note 1 - Investments are carried at amortized cost.

DU PAGE WATER COMMISSION
 INVESTMENTS
 (Unaudited)
 May 31, 2017

| FUND SOURCE | COUPON RATE | PURCHASE DATE | MATURITY DATE | | YIELD TO MATURITY (COST) | PAR VALUE | AMORTIZED COST | AMORTIZED DISCOUNT (PREMIUM) | PURCHASE PRICE | ACCRUED INTEREST 05/31/17 |
|--|-------------|---------------|-----------------------|----|--------------------------|------------------|------------------|------------------------------|------------------|---------------------------|
| Water Fund Oper. & Maint. Acct. (01-121103) | | | | | | | | | | |
| BMO Harris - Money Market | 0.950% | 05/31/17 | 06/01/17 | 1 | 0.950% | \$ 12,048,435.18 | \$ 12,048,435.18 | \$ - | \$ 12,048,435.18 | - |
| Water Fund General Account (01-121700) | | | | | | | | | | |
| IIIT - Money Market | 0.930% | 05/31/17 | 06/01/17 | 1 | 0.930% | 15,504,195.27 | 15,504,195.27 | - | 15,504,195.27 | - |
| BNP Paribas NY Branch CP | 0.000% | 12/08/16 | 06/06/17 | 6 | 1.170% | 750,000.00 | 749,879.17 | 4,229.17 | 745,650.00 | - |
| BNP Paribas NY Branch CP | 0.000% | 12/13/16 | 06/06/17 | 6 | 1.160% | 1,250,000.00 | 1,249,800.35 | 6,788.20 | 1,243,012.15 | - |
| Credit Agricole CIB NY CP | 0.000% | 12/07/16 | 06/07/17 | 7 | 1.150% | 2,000,000.00 | 1,999,620.00 | 11,146.67 | 1,988,473.33 | - |
| Bank Tokyo-MIT UFJ NY CP | 0.000% | 12/08/16 | 06/08/17 | 8 | 1.280% | 2,000,000.00 | 1,999,506.12 | 12,347.23 | 1,987,158.89 | - |
| Bank Tokyo-MIT UFJ NY CP | 0.000% | 12/19/16 | 06/19/17 | 19 | 1.300% | 1,500,000.00 | 1,499,032.50 | 8,815.00 | 1,490,217.50 | - |
| Toyota Motor Credit Corp CP | 0.000% | 12/19/16 | 07/17/17 | 47 | 1.200% | 1,500,000.00 | 1,497,719.16 | 8,131.66 | 1,489,587.50 | - |
| CD-Bank Leumi Usa, NY | 0.000% | 10/31/16 | 06/29/17 | 29 | 0.850% | 248,000.00 | 248,000.00 | - | 248,000.00 | 1,230.15 |
| | | | Weighted Avg Maturity | 6 | 1.033% | \$ 24,752,195.27 | \$ 24,747,752.57 | \$ 51,457.93 | \$ 24,696,294.64 | \$ 1,230.15 |
| Sales Tax Funds (01-123000) | | | | | | | | | | |
| IIIT - Money Market | 0.930% | 05/31/17 | 06/01/17 | 1 | 0.930% | 275.45 | 275.45 | - | 275.45 | - |
| | | | Weighted Avg Maturity | 1 | 0.930% | \$ 275.45 | \$ 275.45 | \$ - | \$ 275.45 | \$ - |

DU PAGE WATER COMMISSION
 INVESTMENTS
 (Unaudited)
 May 31, 2017

| FUND SOURCE | COUPON RATE | PURCHASE DATE | MATURITY DATE | | YIELD TO MATURITY (COST) | PAR VALUE | AMORTIZED COST | AMORTIZED DISCOUNT (PREMIUM) | PURCHASE PRICE | ACCRUED INTEREST 05/31/17 |
|--|-------------|---------------|---------------|-------|--------------------------|--------------|----------------|------------------------------|----------------|---------------------------|
| Water Fund Operating Reserve (01-121800) | | | | | | | | | | |
| IIIT - Money Market | 0.930% | 05/31/17 | 06/01/17 | 1 | 0.930% | 255,465.39 | 255,465.39 | - | 255,465.39 | - |
| US Treasury Notes | 1.625% | 11/14/16 | 04/30/19 | 699 | 1.060% | 1,705,000.00 | 1,723,170.59 | (5,139.96) | 1,728,310.55 | 2,409.24 |
| US Treasury Notes | 1.000% | 08/25/15 | 11/30/19 | 913 | 1.340% | 850,000.00 | 842,940.54 | 4,860.46 | 838,080.08 | 23.22 |
| US Treasury Notes | 2.000% | 12/04/15 | 07/31/20 | 1,157 | 1.580% | 1,075,000.00 | 1,088,951.02 | (6,331.21) | 1,095,282.23 | 7,186.46 |
| US Treasury Notes | 2.125% | 12/30/15 | 08/31/20 | 1,188 | 1.740% | 575,000.00 | 582,010.04 | (2,940.16) | 584,950.20 | 3,087.89 |
| US Treasury Notes | 1.750% | 02/03/16 | 10/31/20 | 1,249 | 1.350% | 740,000.00 | 749,958.43 | (3,743.13) | 753,701.56 | 1,126.09 |
| US Treasury Notes | 2.625% | 05/03/16 | 11/15/20 | 1,264 | 1.210% | 2,400,000.00 | 2,514,369.96 | (34,505.04) | 2,548,875.00 | 2,910.33 |
| US Treasury Notes | 2.000% | 03/24/16 | 11/30/20 | 1,279 | 1.380% | 2,000,000.00 | 2,042,159.54 | (13,856.09) | 2,056,015.63 | 109.29 |
| US Treasury Notes | 2.375% | 03/31/16 | 12/31/20 | 1,310 | 1.280% | 775,000.00 | 804,565.00 | (9,366.64) | 813,931.64 | 7,728.59 |
| US Treasury Notes | 2.000% | 07/06/16 | 02/28/21 | 1,369 | 0.920% | 775,000.00 | 805,692.30 | (7,210.04) | 812,902.34 | 3,917.12 |
| US Treasury Notes | 1.250% | 06/27/16 | 03/31/21 | 1,400 | 0.980% | 1,265,000.00 | 1,278,040.77 | (3,068.22) | 1,281,108.99 | 2,678.62 |
| US Treasury Notes | 2.000% | 01/05/17 | 05/31/21 | 1,461 | 1.870% | 1,300,000.00 | 1,306,397.20 | (610.61) | 1,307,007.81 | 71.04 |
| US Treasury Notes | 2.000% | 09/01/16 | 05/31/21 | 1,461 | 1.220% | 1,950,000.00 | 2,009,335.81 | (10,742.32) | 2,020,078.13 | 106.56 |
| US Treasury Notes | 2.000% | 10/05/16 | 08/31/21 | 1,553 | 1.210% | 1,275,000.00 | 1,316,622.99 | (6,239.31) | 1,322,862.30 | 6,444.29 |
| US Treasury Notes | 2.000% | 12/05/16 | 08/31/21 | 1,553 | 1.930% | 2,150,000.00 | 2,155,774.58 | (608.23) | 2,156,382.81 | 10,866.85 |
| US Treasury Notes | 1.250% | 03/13/17 | 10/31/21 | 1,614 | 2.110% | 855,000.00 | 824,023.47 | 1,419.95 | 822,603.52 | 929.35 |
| US Treasury Notes | 1.750% | 04/03/17 | 11/30/21 | 1,644 | 1.860% | 1,500,000.00 | 1,492,977.24 | 242.86 | 1,492,734.38 | 71.72 |
| US Treasury Notes | 1.750% | 05/11/17 | 04/30/22 | 1,795 | 1.860% | 1,050,000.00 | 1,041,035.45 | 99.90 | 1,040,935.55 | 1,597.83 |
| Inter-American Development Bank | 1.000% | 04/12/16 | 05/13/19 | 712 | 1.100% | 790,000.00 | 788,492.29 | 862.29 | 787,630.00 | 395.00 |
| African Development Bank Note | 1.125% | 09/14/16 | 09/20/19 | 842 | 1.160% | 505,000.00 | 504,587.52 | 122.82 | 504,464.70 | 1,120.47 |
| Intl Bank of Recons and Dev Notes (World Bank) | 1.625% | 03/14/16 | 03/09/21 | 1,378 | 1.730% | 925,000.00 | 921,635.58 | 1,038.58 | 920,597.00 | 3,423.78 |
| MS ST Taxable GO Bonds | 1.472% | 02/18/15 | 10/01/18 | 488 | 1.470% | 150,000.00 | 150,000.00 | - | 150,000.00 | 368.00 |
| NYC, NY Taxable GO Bonds | 1.650% | 03/31/15 | 10/01/18 | 488 | 1.650% | 565,000.00 | 565,000.00 | - | 565,000.00 | 1,553.75 |
| CT ST Taxable GO Bonds | 1.974% | 03/25/15 | 03/15/19 | 653 | 1.970% | 300,000.00 | 300,000.00 | - | 300,000.00 | 1,250.20 |
| UNIV OF CAL Taxable Rev Bonds | 2.003% | 03/25/15 | 05/15/19 | 714 | 2.000% | 135,000.00 | 135,000.00 | - | 135,000.00 | 120.18 |
| FL ST Board Admin Fin Corp Taxable Rev Bonds | 2.163% | 03/08/16 | 07/01/19 | 761 | 2.160% | 925,000.00 | 925,000.00 | - | 925,000.00 | 8,336.56 |
| CT ST Taxable GO Bonds | 1.300% | 08/03/16 | 08/15/19 | 806 | 1.230% | 710,000.00 | 711,134.70 | (398.90) | 711,533.60 | 2,717.72 |
| MS ST Taxable GO Bonds | 1.679% | 02/18/15 | 10/01/19 | 853 | 1.680% | 310,000.00 | 310,000.00 | - | 310,000.00 | 867.48 |
| NY Trans Fin Auth, NY Txbi Rev Bonds | 2.750% | 04/23/15 | 02/01/20 | 976 | 1.680% | 375,000.00 | 383,437.02 | (6,379.23) | 389,816.25 | 3,437.50 |
| NY Trans Fin Auth, NY Txbi Rev Bonds | 1.500% | 07/14/16 | 05/01/21 | 1,431 | 1.500% | 600,000.00 | 600,000.00 | - | 600,000.00 | 750.00 |
| FNMA Pool #AJ3174 | 3.500% | 02/17/16 | 10/01/26 | 3,410 | 2.270% | 360,250.81 | 381,228.18 | (1,538.30) | 382,766.48 | 1,050.73 |
| FNMA Pool #AT3221 | 3.500% | 06/17/16 | 03/01/27 | 3,561 | 2.270% | 429,100.06 | 455,007.92 | (1,179.09) | 456,187.01 | 1,251.54 |
| FNMA Pool #AS4197 | 3.500% | 07/16/15 | 01/01/30 | 4,598 | 2.620% | 276,301.35 | 290,312.33 | (2,221.73) | 292,534.06 | 805.88 |
| FHLMC Pool #U49048 | 3.000% | 03/17/16 | 08/01/30 | 4,810 | 2.350% | 410,568.59 | 426,578.87 | (2,016.24) | 428,595.11 | 1,026.42 |
| FNMA Pool #AL7738 | 3.500% | 02/17/16 | 11/01/30 | 4,902 | 2.550% | 436,949.01 | 461,836.05 | (3,446.38) | 465,282.43 | 1,274.43 |

DU PAGE WATER COMMISSION
INVESTMENTS
(Unaudited)
May 31, 2017

| FUND SOURCE | COUPON RATE | PURCHASE DATE | MATURITY DATE | | YIELD TO MATURITY (COST) | PAR VALUE | AMORTIZED COST | AMORTIZED DISCOUNT (PREMIUM) | PURCHASE PRICE | ACCRUED INTEREST 05/31/17 |
|---|-------------|---------------|-----------------------|-------|--------------------------|------------------|------------------|------------------------------|------------------|---------------------------|
| Water Fund Operating Reserve (01-121800) Continued... | | | | | | | | | | |
| FNMA Series 2015-M1 ASQ2 | 1.626% | 01/30/15 | 02/01/18 | 246 | 1.260% | 137,222.20 | 137,379.49 | (1,213.91) | 138,593.40 | 185.94 |
| FNMA Series 2015-M7 ASQ2 | 1.550% | 04/30/15 | 04/01/18 | 305 | 0.830% | 168,761.54 | 169,070.98 | (1,377.57) | 170,448.55 | 217.98 |
| FNMA Series 2015-M15 ASQ2 | 1.899% | 11/30/15 | 01/01/19 | 580 | 1.200% | 195,000.00 | 195,832.39 | (1,117.59) | 196,949.98 | 308.44 |
| Fannie Mae Series 2015-M13 ASQ2 | 1.646% | 10/30/15 | 09/01/19 | 823 | 1.080% | 392,714.64 | 394,791.79 | (1,855.45) | 396,647.24 | 538.67 |
| Fannie Mae Series 2016-M1 ASQ2 | 2.132% | 01/29/16 | 02/01/21 | 1,342 | 1.680% | 925,000.00 | 931,406.79 | (2,826.93) | 934,233.72 | 1,643.42 |
| FNMA Series 2010-18 LV | 4.500% | 07/21/15 | 04/01/21 | 1,401 | 2.030% | 278,638.81 | 278,638.81 | (19,330.58) | 297,969.39 | 1,044.90 |
| FHLMC Reference Note | 0.750% | 06/23/16 | 04/09/18 | 313 | 0.850% | 1,500,000.00 | 1,498,772.01 | 1,337.01 | 1,497,435.00 | 1,625.00 |
| Federal Home Loans Banks Agency | 0.875% | 05/26/16 | 06/29/18 | 394 | 0.990% | 1,100,000.00 | 1,098,624.66 | 1,275.66 | 1,097,349.00 | 4,063.89 |
| Federal Home Loans Banks Agency | 0.875% | 06/23/16 | 06/29/18 | 394 | 0.860% | 1,200,000.00 | 1,200,180.41 | (155.59) | 1,200,336.00 | 4,433.33 |
| FHLB Notes | 0.625% | 08/11/16 | 08/07/18 | 433 | 0.820% | 635,000.00 | 633,573.16 | 960.76 | 632,612.40 | 1,256.77 |
| FHLB Notes | 0.625% | 08/09/16 | 08/07/18 | 433 | 0.840% | 1,250,000.00 | 1,246,775.41 | 2,200.41 | 1,244,575.00 | 2,473.96 |
| FHLB Global Note | 0.875% | 08/25/16 | 10/01/18 | 488 | 0.910% | 1,650,000.00 | 1,649,282.71 | 404.71 | 1,648,878.00 | 2,406.25 |
| FHLMC Reference Note | 0.875% | 09/15/16 | 10/12/18 | 499 | 0.900% | 400,000.00 | 399,886.88 | 58.88 | 399,828.00 | 476.39 |
| FNMA Benchmark Note | 1.125% | 09/01/15 | 10/19/18 | 506 | 1.180% | 2,300,000.00 | 2,298,335.10 | 2,061.10 | 2,296,274.00 | 3,018.75 |
| Fannie Mae Global Notes | 1.625% | 10/23/14 | 11/27/18 | 545 | 1.390% | 990,000.00 | 993,483.16 | (5,921.84) | 999,405.00 | 178.75 |
| FNMA Benchmark Note | 1.375% | 01/08/16 | 01/28/19 | 607 | 1.180% | 275,000.00 | 274,906.23 | 76.73 | 274,829.50 | 1,291.93 |
| FNMA Benchmark Note | 1.000% | 02/23/16 | 02/26/19 | 636 | 1.080% | 1,100,000.00 | 1,098,491.74 | 1,087.74 | 1,097,404.00 | 2,902.78 |
| FNMA Benchmark Note | 1.000% | 08/05/16 | 02/26/19 | 636 | 0.900% | 2,255,000.00 | 2,258,899.32 | (1,805.83) | 2,260,705.15 | 5,950.69 |
| Freddie Mac Notes | 1.125% | 03/24/16 | 04/15/19 | 684 | 1.150% | 1,700,000.00 | 1,699,244.06 | 468.06 | 1,698,776.00 | 2,443.75 |
| FNMA Notes | 1.750% | 06/30/16 | 06/20/19 | 750 | 0.800% | 1,000,000.00 | 1,019,208.33 | (8,501.67) | 1,027,710.00 | 7,826.39 |
| FHLB Global Note | 1.125% | 06/02/16 | 06/21/19 | 751 | 1.140% | 1,050,000.00 | 1,049,700.11 | 141.11 | 1,049,559.00 | 5,250.00 |
| FHLMC Reference Note | 0.875% | 07/20/16 | 07/19/19 | 779 | 0.960% | 1,500,000.00 | 1,497,167.42 | 1,127.42 | 1,496,040.00 | 4,812.50 |
| FNMA Benchmark Note | 0.875% | 07/29/16 | 08/02/19 | 793 | 0.930% | 1,600,000.00 | 1,598,048.91 | 736.91 | 1,597,312.00 | 4,627.78 |
| FHLB Global Note | 0.875% | 08/03/16 | 08/05/19 | 796 | 0.940% | 600,000.00 | 599,161.36 | 313.36 | 598,848.00 | 1,691.67 |
| FHLB Notes | 1.375% | 11/17/16 | 11/15/19 | 898 | 1.380% | 1,790,000.00 | 1,789,660.78 | 72.48 | 1,789,588.30 | 1,093.89 |
| FNMA Benchmark Note | 1.750% | 12/03/14 | 11/26/19 | 909 | 1.610% | 475,000.00 | 476,560.27 | (1,503.48) | 478,063.75 | 115.45 |
| FNMA Notes | 1.500% | 02/24/17 | 02/28/20 | 1,003 | 1.520% | 1,075,000.00 | 1,074,369.51 | 57.51 | 1,074,312.00 | 4,076.04 |
| FHLMC Agency | 1.375% | 04/19/17 | 04/20/20 | 1,055 | 1.490% | 1,075,000.00 | 1,071,460.49 | 136.99 | 1,071,323.50 | 1,683.42 |
| FHLB Global Note | 1.125% | 08/02/16 | 07/14/21 | 1,505 | 1.210% | 1,000,000.00 | 996,788.26 | 628.26 | 996,160.00 | 4,281.25 |
| FHLB Global Note | 1.125% | 07/14/16 | 07/14/21 | 1,505 | 1.250% | 1,525,000.00 | 1,517,314.49 | 1,588.01 | 1,515,726.48 | 6,528.91 |
| Fannie Mae Notes | 1.875% | 04/06/17 | 04/05/22 | 1,770 | 1.970% | 1,120,000.00 | 1,115,107.49 | 136.29 | 1,114,971.20 | 2,975.00 |
| Cooperative Rabobank U. A. CP | 0.000% | 02/16/17 | 10/23/17 | 145 | 1.290% | 2,000,000.00 | 1,989,760.00 | 7,395.56 | 1,982,364.44 | - |
| Bank of Montreal Chicago CP | 0.000% | 02/16/17 | 11/13/17 | 166 | 1.330% | 2,000,000.00 | 1,987,900.00 | 7,626.67 | 1,980,273.33 | - |
| | | | Weighted Avg Maturity | 1,038 | 1.333% | \$ 66,960,972.40 | \$ 67,382,523.30 | \$ (128,612.78) | \$ 67,511,136.08 | \$ 162,438.02 |

DU PAGE WATER COMMISSION
 INVESTMENTS
 (Unaudited)
 May 31, 2017

| FUND SOURCE | COUPON RATE | PURCHASE DATE | MATURITY DATE | | YIELD TO MATURITY (COST) | PAR VALUE | AMORTIZED COST | AMORTIZED DISCOUNT (PREMIUM) | PURCHASE PRICE | ACCRUED INTEREST 05/31/17 |
|--|-------------|---------------|---------------|-------|--------------------------|------------|----------------|------------------------------|----------------|---------------------------|
| Water Fund L-T Water Capital Reserve (01-121900) | | | | | | | | | | |
| IIIT - Money Market (PFM Asset Management) | 0.930% | 05/31/17 | 06/01/17 | 1 | 0.930% | 95,066.69 | 95,066.69 | - | 95,066.69 | - |
| US Treasury Notes | 0.625% | 05/13/13 | 04/30/18 | 334 | 0.820% | 105,000.00 | 104,811.28 | 820.27 | 103,991.01 | 57.07 |
| US Treasury Notes | 0.625% | 05/15/13 | 04/30/18 | 334 | 0.820% | 180,000.00 | 179,680.27 | 1,388.86 | 178,291.41 | 97.83 |
| US Treasury Notes | 1.125% | 04/24/15 | 04/30/20 | 1,065 | 1.350% | 300,000.00 | 298,088.71 | 1,334.80 | 296,753.91 | 293.48 |
| US Treasury Notes | 1.750% | 02/03/16 | 10/31/20 | 1,249 | 1.350% | 250,000.00 | 253,364.34 | (1,264.57) | 254,628.91 | 380.43 |
| US Treasury Notes | 2.000% | 03/28/16 | 11/30/20 | 1,279 | 1.380% | 265,000.00 | 270,614.25 | (1,828.52) | 272,442.77 | 14.48 |
| US Treasury Notes | 1.625% | 11/14/16 | 11/30/20 | 1,279 | 1.400% | 320,000.00 | 322,431.42 | (368.58) | 322,800.00 | 14.21 |
| US Treasury Notes | 2.000% | 03/28/16 | 10/31/21 | 1,614 | 1.520% | 275,000.00 | 280,587.02 | (1,427.63) | 282,014.65 | 478.26 |
| US Treasury Notes | 1.875% | 01/12/15 | 11/30/21 | 1,644 | 1.780% | 260,000.00 | 261,119.33 | (556.45) | 261,675.78 | 13.32 |
| US Treasury Notes | 1.500% | 12/30/15 | 01/31/22 | 1,706 | 2.040% | 75,000.00 | 73,210.29 | 513.02 | 72,697.27 | 376.04 |
| US Treasury Notes | 1.500% | 09/03/15 | 01/31/22 | 1,706 | 1.870% | 350,000.00 | 344,256.61 | 2,022.23 | 342,234.38 | 1,754.83 |
| US Treasury Notes | 1.625% | 02/26/15 | 08/15/22 | 1,902 | 1.820% | 175,000.00 | 173,337.61 | 675.50 | 172,662.11 | 832.70 |
| US Treasury Notes | 1.625% | 12/04/15 | 11/15/22 | 1,994 | 1.930% | 200,000.00 | 196,903.52 | 794.14 | 196,109.38 | 150.14 |
| US Treasury Notes | 1.500% | 02/01/17 | 03/31/23 | 2,130 | 2.210% | 425,000.00 | 408,659.59 | 858.81 | 407,800.78 | 1,079.92 |
| US Treasury Notes | 1.750% | 04/24/15 | 05/15/23 | 2,175 | 1.790% | 390,000.00 | 389,084.01 | 302.76 | 388,781.25 | 315.29 |
| US Treasury Notes | 1.375% | 01/03/17 | 08/31/23 | 2,283 | 2.240% | 200,000.00 | 189,924.37 | 604.06 | 189,320.31 | 694.97 |
| US Treasury Notes | 1.375% | 09/01/16 | 08/31/23 | 2,283 | 1.470% | 275,000.00 | 273,437.46 | 177.69 | 273,259.77 | 955.59 |
| US Treasury Notes | 2.750% | 12/05/16 | 11/15/23 | 2,359 | 2.260% | 60,000.00 | 61,754.40 | (122.94) | 61,877.34 | 76.22 |
| US Treasury Notes | 2.750% | 03/28/16 | 11/15/23 | 2,359 | 1.720% | 150,000.00 | 159,374.11 | (1,600.50) | 160,974.61 | 190.56 |
| US Treasury Notes | 2.750% | 10/09/15 | 11/15/23 | 2,359 | 1.910% | 155,000.00 | 162,901.64 | (1,864.57) | 164,766.21 | 196.91 |
| US Treasury Notes | 2.750% | 05/26/16 | 11/15/23 | 2,359 | 1.650% | 275,000.00 | 293,409.52 | (2,688.14) | 296,097.66 | 349.35 |
| US Treasury Notes | 2.750% | 10/05/16 | 02/15/24 | 2,451 | 1.460% | 75,000.00 | 81,168.48 | (569.80) | 81,738.28 | 603.94 |
| US Treasury Notes | 2.500% | 03/16/17 | 05/15/24 | 2,541 | 2.450% | 300,000.00 | 300,939.75 | (21.19) | 300,960.94 | 346.47 |
| US Treasury Notes | 2.375% | 03/28/16 | 08/15/24 | 2,633 | 1.810% | 200,000.00 | 207,539.82 | (1,139.87) | 208,679.69 | 1,390.88 |
| US Treasury Notes | 2.125% | 05/03/16 | 05/15/25 | 2,906 | 1.760% | 150,000.00 | 154,054.77 | (503.82) | 154,558.59 | 147.25 |
| US Treasury Notes | 2.250% | 07/06/16 | 11/15/25 | 3,090 | 1.320% | 105,000.00 | 112,830.72 | (782.56) | 113,613.28 | 109.14 |
| US Treasury Notes | 2.250% | 06/27/16 | 11/15/25 | 3,090 | 1.450% | 115,000.00 | 122,292.88 | (743.64) | 123,036.52 | 119.53 |
| Inter-American Development Bank | 1.000% | 04/12/16 | 05/13/19 | 712 | 1.100% | 140,000.00 | 139,732.81 | 152.81 | 139,580.00 | 70.00 |
| Intl Bank of Recons and Dev Notes (World Bank) | 1.625% | 03/14/16 | 03/09/21 | 1,378 | 1.730% | 150,000.00 | 149,454.42 | 168.42 | 149,286.00 | 555.21 |
| Asian Development Bank Note | 1.625% | 03/16/16 | 03/16/21 | 1,385 | 1.640% | 150,000.00 | 149,911.56 | 27.06 | 149,884.50 | 507.81 |
| NYC, NY Taxable GO Bonds | 1.650% | 03/31/15 | 10/01/18 | 488 | 1.650% | 95,000.00 | 95,000.00 | - | 95,000.00 | 261.25 |
| FL ST Board Admin Fin Corp Taxable Rev Bonds | 2.163% | 03/08/16 | 07/01/19 | 761 | 2.160% | 150,000.00 | 150,000.00 | - | 150,000.00 | 1,351.88 |
| MS ST Taxable GO Bonds | 1.679% | 02/18/15 | 10/01/19 | 853 | 1.680% | 40,000.00 | 40,000.00 | - | 40,000.00 | 111.93 |
| NY Trans Fin Auth, NY Txbl Rev Bonds | 2.750% | 04/23/15 | 02/01/20 | 976 | 1.880% | 75,000.00 | 76,687.40 | (1,275.85) | 77,963.25 | 687.50 |
| CT ST Taxable GO Bonds | 2.294% | 03/25/15 | 03/15/20 | 1,019 | 2.290% | 70,000.00 | 70,000.00 | - | 70,000.00 | 339.00 |
| UNIV OF CAL Taxable Rev Bonds | 2.253% | 03/25/15 | 05/15/20 | 1,080 | 2.250% | 50,000.00 | 50,000.00 | - | 50,000.00 | 50.07 |
| NY Trans Fin Auth, NY Txbl Rev Bonds | 1.500% | 07/14/16 | 05/01/21 | 1,431 | 1.500% | 100,000.00 | 100,000.00 | - | 100,000.00 | 125.00 |
| FNMA Pool #AJ3174 | 3.500% | 02/17/16 | 10/01/26 | 3,410 | 2.270% | 57,702.52 | 61,062.53 | (246.39) | 61,308.92 | 168.30 |
| FNMA Pool #AT3221 | 3.500% | 06/17/16 | 03/01/27 | 3,561 | 2.270% | 78,414.22 | 83,148.65 | (215.48) | 83,364.13 | 228.71 |
| FNMA Pool #AS4197 | 3.500% | 07/16/15 | 01/01/30 | 4,598 | 2.620% | 68,262.70 | 71,724.24 | (548.89) | 72,273.13 | 199.10 |
| FHLMC Pool #U49048 | 3.000% | 03/17/16 | 08/01/30 | 4,810 | 2.350% | 61,585.27 | 63,986.81 | (302.45) | 64,289.26 | 153.96 |
| FNMA Pool #AL7738 | 3.500% | 02/17/16 | 11/01/30 | 4,902 | 2.550% | 72,117.81 | 76,225.38 | (568.83) | 76,794.21 | 210.34 |

DU PAGE WATER COMMISSION
 INVESTMENTS
 (Unaudited)
 May 31, 2017

| FUND SOURCE | COUPON RATE | PURCHASE DATE | MATURITY DATE | | YIELD TO MATURITY (COST) | PAR VALUE | AMORTIZED COST | AMORTIZED DISCOUNT (PREMIUM) | PURCHASE PRICE | ACCRUED INTEREST 05/31/17 | | |
|---|-------------|---------------|---------------|-----------------------|--------------------------|--------------|----------------|------------------------------|------------------|---------------------------|------------------|--------------|
| Water Fund L-T Water Capital Reserve (01-121900) Continued... | | | | | | | | | | | | |
| FNMA Series 2015-M15 ASQ2 | 1.899% | 11/30/15 | 01/01/19 | 580 | 1.200% | 45,000.00 | 45,192.09 | (257.91) | 45,450.00 | 71.18 | | |
| Fannie Mae Series 2015-M13 ASQ2 | 1.646% | 10/30/15 | 09/01/19 | 823 | 1.080% | 73,922.76 | 74,313.75 | (349.26) | 74,663.01 | 101.40 | | |
| Fannie Mae Series 2016-M1 ASQ2 | 2.132% | 01/29/16 | 02/01/21 | 1,342 | 1.680% | 175,000.00 | 176,212.10 | (534.82) | 176,746.92 | 310.92 | | |
| FNMA SERIES 2015 | 2.013% | 03/31/15 | 07/01/22 | 1,857 | 1.710% | 19,359.65 | 19,486.47 | (66.42) | 19,552.89 | 32.48 | | |
| Fannie Mae Global Notes | 0.875% | 05/15/14 | 05/21/18 | 355 | 1.300% | 425,000.00 | 423,247.10 | 5,348.85 | 417,898.25 | 103.30 | | |
| FHLB Notes | 0.625% | 08/11/16 | 08/07/18 | 433 | 0.820% | 235,000.00 | 234,471.96 | 355.56 | 234,116.40 | 465.10 | | |
| Fannie Mae Global Notes | 1.625% | 12/31/13 | 11/27/18 | 545 | 1.780% | 475,000.00 | 473,940.20 | 2,331.70 | 471,608.50 | 85.76 | | |
| Fannie Mae Benchmark Notes | 1.875% | 05/15/14 | 02/19/19 | 629 | 1.550% | 400,000.00 | 402,194.44 | (3,749.56) | 405,944.00 | 2,125.00 | | |
| FHLB Global Note | 1.125% | 06/02/16 | 06/21/19 | 751 | 1.140% | 375,000.00 | 374,892.90 | 50.40 | 374,842.50 | 1,875.00 | | |
| FNMA Notes | 1.000% | 10/19/16 | 08/28/19 | 819 | 1.040% | 2,135,000.00 | 2,133,154.08 | 502.58 | 2,132,651.50 | 5,396.81 | | |
| FHLB Global Note | 1.125% | 07/13/16 | 07/14/21 | 1,505 | 1.230% | 250,000.00 | 248,979.19 | 211.69 | 248,767.50 | 1,070.31 | | |
| Fannie Mae Notes | 1.875% | 04/06/17 | 04/05/22 | 1,770 | 1.970% | 500,000.00 | 497,815.85 | 60.85 | 497,755.00 | 1,328.13 | | |
| FNMA Notes | 2.125% | 04/26/16 | 04/24/26 | 3,250 | 2.210% | 210,000.00 | 208,520.90 | 163.10 | 208,357.80 | 458.65 | | |
| | | | | Weighted Avg Maturity | | 1.478 | 1.560% | \$ 12,401,431.62 | \$ 12,460,197.69 | \$ (4,733.48) | \$ 12,464,931.17 | \$ 29,482.91 |
| Capital Reserve (01-122000) | | | | | | | | | | | | |
| III - Money Market (PFM Asset Management) | 0.930% | 05/31/17 | 06/01/17 | 1 | 0.930% | 437,585.00 | 437,585.00 | - | 437,585.00 | - | | |
| US Treasury Notes | 1.625% | 11/14/16 | 04/30/19 | 699 | 1.060% | 915,000.00 | 924,751.37 | (2,758.40) | 927,509.77 | 1,292.93 | | |
| US Treasury Notes | 1.500% | 12/05/16 | 11/30/19 | 913 | 1.450% | 1,775,000.00 | 1,777,328.50 | (444.94) | 1,777,773.44 | 72.75 | | |
| US Treasury Notes | 1.250% | 01/05/17 | 01/31/20 | 975 | 1.520% | 150,000.00 | 148,954.58 | 155.75 | 148,798.83 | 626.73 | | |
| US Treasury Notes | 1.375% | 02/01/17 | 02/29/20 | 1,004 | 1.570% | 1,500,000.00 | 1,492,276.19 | 889.47 | 1,491,386.72 | 5,212.30 | | |
| US Treasury Notes | 1.125% | 03/14/17 | 03/31/20 | 1,035 | 1.700% | 600,000.00 | 590,578.79 | 703.79 | 589,875.00 | 1,143.44 | | |
| US Treasury Notes | 1.375% | 05/09/17 | 05/31/20 | 1,096 | 1.700% | 1,000,000.00 | 994,376.40 | 118.59 | 994,257.81 | 37.57 | | |
| Intl Bank of Recons and Dev Notes (World Bank) | 0.875% | 04/12/16 | 07/19/18 | 414 | 0.950% | 600,000.00 | 599,461.54 | 523.54 | 598,938.00 | 1,925.00 | | |
| African Development Bank Note | 1.625% | 10/31/16 | 10/02/18 | 489 | 1.120% | 200,000.00 | 201,340.63 | (573.37) | 201,914.00 | 532.64 | | |
| Inter-American Development Bank | 1.000% | 04/12/16 | 05/13/19 | 712 | 1.100% | 420,000.00 | 419,198.43 | 458.43 | 418,740.00 | 210.00 | | |
| African Development Bank Note | 1.125% | 09/14/16 | 09/20/19 | 842 | 1.160% | 235,000.00 | 234,808.05 | 57.15 | 234,750.90 | 521.41 | | |
| MS ST Taxable GO Bonds | 1.090% | 02/18/15 | 10/01/17 | 123 | 1.090% | 35,000.00 | 35,000.00 | - | 35,000.00 | 63.58 | | |
| Regional Trans Auth, IL Rev Bonds | 1.250% | 04/26/16 | 05/04/18 | 338 | 1.250% | 600,000.00 | 600,000.00 | - | 600,000.00 | 1,250.00 | | |
| FL ST Board Admin Fin Corp Taxable Rev Bonds | 2.163% | 03/08/16 | 07/01/19 | 761 | 2.160% | 600,000.00 | 600,000.00 | - | 600,000.00 | 5,407.50 | | |
| CT ST Taxable GO Bonds | 1.300% | 08/03/16 | 08/15/19 | 806 | 1.230% | 330,000.00 | 330,527.40 | (185.40) | 330,712.80 | 1,263.17 | | |

DU PAGE WATER COMMISSION
INVESTMENTS
(Unaudited)
May 31, 2017

| FUND SOURCE | COUPON RATE | PURCHASE DATE | MATURITY DATE | | YIELD TO MATURITY (COST) | PAR VALUE | AMORTIZED COST | AMORTIZED DISCOUNT (PREMIUM) | PURCHASE PRICE | ACCRUED INTEREST 05/31/17 |
|--|-------------|---------------|---------------|-------|--------------------------------|------------------|-------------------|------------------------------|------------------|---------------------------|
| Capital Reserve (01-122000) Continued... | | | | | | | | | | |
| FNMA SERIES 2015 M1 | 1.626% | 01/30/15 | 02/01/18 | 246 | 1.260% | 68,611.11 | 68,689.75 | (606.96) | 69,296.71 | 92.97 |
| FNMA SERIES 2015 M7 | 1.550% | 04/30/15 | 04/01/18 | 305 | 1.260% | 101,256.93 | 101,442.59 | (826.54) | 102,269.13 | 130.79 |
| FNMA Series 2014-M1 ASQ2 | 2.323% | 09/01/16 | 11/01/18 | 519 | 1.150% | 222,716.67 | 225,594.33 | (1,855.09) | 227,449.42 | 431.14 |
| FNMA Series 2015-M15 ASQ2 | 1.899% | 11/30/15 | 01/01/19 | 580 | 1.200% | 130,000.00 | 130,554.93 | (745.06) | 131,299.99 | 205.63 |
| FNMA Series 2016-M9 ASQ2 | 1.785% | 06/09/16 | 06/01/19 | 731 | 1.050% | 169,435.07 | 170,506.93 | (622.41) | 171,129.34 | 252.03 |
| Fannie Mae Series 2015-M13 ASQ2 | 1.646% | 10/30/15 | 09/01/19 | 823 | 1.080% | 254,109.47 | 255,453.50 | (1,200.60) | 256,654.10 | 348.55 |
| Freddie Mac Series 4459 NB | 4.500% | 06/11/15 | 01/01/20 | 945 | 0.770% | 73,873.70 | 75,730.31 | (1,721.65) | 77,451.96 | 277.03 |
| FNMA Series 2015-M12 FA | 0.540% | 09/30/15 | 04/25/20 | 1,060 | 0.540% | 360,095.61 | 360,095.61 | 129.62 | 359,965.99 | 333.09 |
| FNMA Series 2010-18 LV | 4.500% | 07/21/15 | 04/01/21 | 1,401 | 2.030% | 195,047.16 | 195,047.16 | (13,531.41) | 208,578.57 | 731.43 |
| Federal Home Loan Banks Agcy | 0.875% | 08/11/16 | 06/29/18 | 394 | 0.850% | 450,000.00 | 450,098.77 | (72.23) | 450,171.00 | 1,662.50 |
| Federal Home Loan Banks Agcy | 0.875% | 05/26/16 | 06/29/18 | 394 | 0.990% | 785,000.00 | 784,018.51 | 910.36 | 783,108.15 | 2,900.14 |
| FHLB Notes | 0.625% | 07/07/16 | 08/07/18 | 433 | 0.730% | 750,000.00 | 749,109.68 | 669.68 | 748,440.00 | 1,484.38 |
| FHLB Notes | 0.625% | 08/10/16 | 08/07/18 | 433 | 0.810% | 870,000.00 | 868,138.77 | 1,253.37 | 866,885.40 | 1,721.88 |
| FHLB Global Note | 0.875% | 08/25/16 | 10/01/18 | 488 | 0.910% | 550,000.00 | 549,760.90 | 134.90 | 549,626.00 | 802.08 |
| FNMA Benchmark Note | 1.125% | 09/01/15 | 10/19/18 | 506 | 1.180% | 1,475,000.00 | 1,473,932.29 | 1,321.79 | 1,472,610.50 | 1,935.94 |
| FHLB Notes | 1.250% | 12/08/16 | 01/16/19 | 595 | 1.250% | 700,000.00 | 699,976.57 | 4.57 | 699,972.00 | 3,281.25 |
| FNMA Benchmark Note | 1.375% | 01/08/16 | 01/28/19 | 607 | 1.400% | 1,255,000.00 | 1,254,572.08 | 350.18 | 1,254,221.90 | 5,895.89 |
| FNMA Benchmark Note | 1.000% | 02/23/16 | 02/26/19 | 636 | 1.080% | 1,475,000.00 | 1,472,977.55 | 1,458.55 | 1,471,519.00 | 3,892.36 |
| Freddie Mac Notes | 1.125% | 03/31/16 | 04/15/19 | 684 | 1.050% | 925,000.00 | 926,363.85 | (837.65) | 927,201.50 | 1,329.69 |
| FHLB Global Note | 1.125% | 06/27/16 | 06/21/19 | 751 | 0.820% | 1,125,000.00 | 1,132,065.00 | (3,131.42) | 1,135,196.42 | 5,625.00 |
| FHLMC Reference Note | 0.875% | 07/19/16 | 07/19/19 | 779 | 0.960% | 650,000.00 | 648,875.87 | 448.87 | 648,427.00 | 2,085.42 |
| FNMA Benchmark Note | 0.875% | 07/29/16 | 08/02/19 | 793 | 0.930% | 750,000.00 | 749,085.43 | 345.43 | 748,740.00 | 2,169.27 |
| FNMA Notes | 0.875% | 08/31/16 | 08/28/19 | 819 | 1.050% | 1,675,000.00 | 1,673,030.15 | 643.15 | 1,672,387.00 | 4,234.03 |
| FHLB Global Note | 1.000% | 10/03/16 | 09/26/19 | 848 | 1.010% | 750,000.00 | 749,795.05 | 57.55 | 749,737.50 | 1,354.17 |
| FNMA Notes | 1.500% | 02/24/17 | 02/28/20 | 1,003 | 1.520% | 750,000.00 | 749,560.13 | 40.13 | 749,520.00 | 2,843.75 |
| FHLMC Agency | 1.375% | 04/19/17 | 04/20/20 | 1,055 | 1.490% | 1,200,000.00 | 1,196,048.92 | 152.92 | 1,195,896.00 | 1,879.17 |
| BNP Paribas NY CP | 0.000% | 10/21/16 | 07/18/17 | 48 | 1.330% | 600,000.00 | 598,966.00 | 4,906.00 | 594,060.00 | - |
| Credit Agricole CIB NY CP | 0.000% | 02/03/17 | 08/02/17 | 63 | 1.240% | 600,000.00 | 598,729.00 | 2,419.00 | 596,310.00 | - |
| Cooperative Rabobank U. A. CP | 0.000% | 02/16/17 | 10/23/17 | 145 | 1.290% | 800,000.00 | 795,904.00 | 2,958.22 | 792,945.78 | - |
| Bank of Montreal Chicago CP | 0.000% | 02/16/17 | 11/13/17 | 166 | 1.330% | 800,000.00 | 795,160.00 | 3,050.67 | 792,109.33 | - |
| Weighted Avg Maturity | | | 667 | | 1.209% | \$ 29,907,730.72 | \$ 29,885,470.51 | \$ (4,951.45) | \$ 29,890,421.96 | \$ 67,458.60 |
| TOTAL ALL FUNDS | | | | | 1.245% | \$146,071,040.64 | \$ 146,524,654.70 | \$ (86,839.78) | \$146,611,494.48 | \$ 260,609.68 |
| Less: Net Unsettled Trades | | | | | | | \$ 146,524,654.70 | | | |
| May 31, 2017 | | | | | 90 DAY US TREASURY YIELD | | Longest Maturity | 3,250 | \$ 210,000.00 | |
| | | | | | 3 month US Treasury Bill Index | | | | | |
| | | | | | 0-3 Year US Treasury Index | | | | | |
| | | | | | 1-3 Year US Treasury Index | | | | | |
| | | | | | 1-5 Year US Treasury Index | | | | | |
| | | | | | 1-10 Year US Treasury Index | | | | | |

DUPAGE WATER COMMISSION
ELMHURST, ILLINOIS
TREASURER'S REPORT
STATEMENT OF CASH FLOWS
For the Period from May 1, 2017 to May 31, 2017

CASH FLOWS FROM OPERATING ACTIVITIES

| | | |
|------------------------------------|----|-------------|
| Cash received from customers | \$ | 9,056,750 |
| Cash payments to suppliers | | (7,913,715) |
| Cash payments to employees | | (229,041) |
| Net cash from operating activities | | 913,994 |

CASH FLOWS FROM NONCAPITAL
FINANCING ACTIVITIES

| | | |
|---|--|----------|
| Cash received from sales taxes | | 29,198 |
| Cash received/paid from long term loans | | (28,861) |
| Cash payments for net pension activity | | 0 |
| Net cash from noncapital financing activities | | 337 |

CASH FLOWS FROM CAPITAL AND
RELATED FINANCING ACTIVITIES

| | | |
|--|--|-------|
| Interest paid | | 0 |
| Principal Paid | | 0 |
| Construction and purchase of capital assets | | (114) |
| Net cash from capital and related financing activities | | (114) |

CASH FLOWS FROM INVESTING ACTIVITIES

| | | |
|------------------------------------|--|---------|
| Investment income | | 237,455 |
| Net cash from investing activities | | 237,455 |

Net Increase (Decrease) in cash and investments 1,151,672

CASH AND INVESTMENTS, MAY 1, 2017 161,935,569

CASH AND INVESTMENTS, MAY 31, 2017 \$ 163,087,241

May 31, 2017
 TREASURER'S REPORT
 DPWC MONTHLY CASH/OPERATING REPORT


| | 5/31/2017 | | |
|---|---|-----------------------|------------------------------|
| | YEAR END TARGETED Reserve or Monthly Cash Amount-Needed | Amount On Hand | Amount Over - (Under) Target |
| | A | B | C |
| TABLE 1 | | | |
| RESERVE ANALYSIS | | | |
| A. Operating Reserve # of days per current fiscal year management budget | \$ 42,755,357 120 | \$ 67,382,523 189 | \$ 24,627,166 |
| B. Capital Reserve | \$ 50,701,790 | \$ 29,866,671 | \$ (20,835,119) |
| C. Long Term Water Capital Reserve | \$ 12,025,000 | \$ 12,460,198 | \$ 435,198 |
| D. O+M Account (1) | \$ 9,827,841 | \$ 28,611,021 | \$ 18,783,180 |
| E. Current Construction Obligation and Customer Construction Escrows | \$ 18,799 | \$ 18,799 | \$ - |
| TOTAL SUMMARY CASH + RESERVE ANALYSIS | \$ 115,328,787 | \$ 138,339,213 | \$ 23,010,425 |

| TABLE 2 | |
|--|-----------------------|
| OTHER CASH | |
| F. General Fund | \$ 24,747,753 |
| G. Sales Tax | \$ 275 |
| TOTAL TABLE 2-OTHER CASH | \$ 24,748,028 |
| TOTAL MONTH END FUNDS CASH BALANCE-Table1+2 | \$ 163,087,241 |

Note 1: The O&M Account target varies from month to month. The cash balance should be enough to cover the current months operating cash outflows.


DATE: June 5, 2017

REQUEST FOR BOARD ACTION

| | |
|---|---|
| AGENDA SECTION Finance Committee | ORIGINATING DEPARTMENT Finance |
| ITEM Authorizing the Transfer of Funds from the General Account to the Capital Reserve Fund | APPROVAL  |
| <p>Account Numbers: 01-121700 and 01-122000</p> <p>The request is to transfer \$21.3 million in funds into the Capital Reserve Fund from the General Account. As of May 1, 2017, the targeted amount in the Capital Reserve Fund increased by approximately \$21.3 million based upon the 5 Year Capital Improvement Plan approved in April 2017. The new targeted amount is \$50,701,790. The significant increase is primarily related to the construction of the Bartlett connection facilities (\$21 million).</p> <p>Funds deposited in this Fund shall be used to provide a ready source of funds for repair, refurbishment or acquisition of buildings, leaseholds, furniture, fixtures, and equipment necessary for the effective operation of the Commission and its programs.</p> <p>The Capital Reserve Fund will accumulate and maintain a minimum amount equal to the planned amounts required in the annually approved 5 Year Capital Improvement Plan.</p> | |
| MOTION: Authorizing the Transfer of Funds from the General Account to the Capital Reserve Fund | |

DATE: June 05, 2017

REQUEST FOR BOARD ACTION

| | | | |
|--|---|-------------------------------|--|
| AGENDA SECTION | Administration Committee | ORIGINATING DEPARTMENT | Operations |
| ITEM | A Resolution Authorizing and Ratifying the Disposal of Certain Personal Property Owned by the DuPage Water Commission Resolution No. R-17-17 | APPROVAL |  |
| Account Number: N/A | | | |
| <p>Resolution No. R-17-17 is a Resolution Authorizing and Ratifying the Disposal of Certain Personal Property Owned by the DuPage Water Commission. This Resolution authorizes the General Manager to dispose of the assets listed on Exhibit A to the Resolution or, if already disposed of, ratifies and confirms their disposal because these assets are or were no longer useful to the Commission.</p> <p>The equipment and vehicle listed in Exhibit A will be listed up for auction at Obenauf Auction Service, Inc., an open to the public Government and Municipal Auction house serving the Midwest, Northern Illinois and Southern Wisconsin.</p> <p style="text-align: center;">Obenauf Auction Service, Inc. 810 Magna Drive Round Lake, IL. 60073 847-546-2095</p> | | | |
| MOTION: To adopt Resolution No. R-17-17 | | | |

DuPAGE WATER COMMISSION

RESOLUTION NO. R-17-17

A RESOLUTION AUTHORIZING AND RATIFYING
THE DISPOSAL OF CERTAIN PERSONAL PROPERTY
OWNED BY THE DuPAGE WATER COMMISSION

WHEREAS, the DuPage Water Commission is authorized to sell or otherwise dispose of personal property pursuant to 65 ILCS 5/11-135-6; and

WHEREAS, in the opinion of the Board of Commissioners of the DuPage Water Commission, the personal property described in Exhibit A attached hereto and by this reference incorporated herein and made a part hereof (the "Property") is no longer necessary or useful to or for the best interests of the DuPage Water Commission to retain or, if already disposed of, was not necessary or useful to or for the best interests of the DuPage Water Commission to retain;

NOW, THEREFORE, BE IT RESOLVED by the Board of Commissioners of the DuPage Water Commission as follows:

SECTION ONE: The Board of Commissioners of the DuPage Water Commission hereby finds and determines that the Property is no longer necessary or useful to the DuPage Water Commission and the best interests of the DuPage Water Commission will be served by its disposal or, if already disposed of, was not necessary or useful to the DuPage Water Commission and the best interests of the DuPage Water Commission were served by its disposal.

SECTION TWO: The General Manager is hereby authorized to dispose of the Property in such manner as the General Manager shall determine or, if already disposed

Resolution No. R-17-17

of, the Board of Commissioners of the DuPage Water Commission hereby ratifies and confirms its disposal.

SECTION THREE: This Resolution shall be in full force and effect from and after its adoption.

AYES:

NAYS:

ABSENT:

ADOPTED this _____ day of _____, 2017.

Chairman

ATTEST:

Clerk

Resolution No. R-17-17


EXHIBIT A

OBSOLETE / DEFECTIVE ITEMS

| | | | | |
|---|--------------------------|---------------------------------|----------|-------------|
| 1 | DLP-30-SP / 15-89-3063 S | Genie DPL30SP Scissor Lift | 12/02/93 | \$9,173.50 |
| 1 | 1GCGG25R9X1111440 | 1999 G2500 ¾ Ton Commercial Van | 03/18/99 | \$18,287.00 |
| 1 | DCT12D1-06 / 89750CC | Da-Lite 97" Projection Screen | 05/23/06 | *\$1,091.00 |
| 1 | 89750 | Da-Lite 120" Projection Screen | 08/17/09 | \$1,350.00 |
| 1 | IM-WCCVM | Crestron IMedia Transmitter | 08/17/09 | \$735.00 |

DATE: June 8, 2017

REQUEST FOR BOARD ACTION

| | | | |
|---|--|-------------------------------|--|
| AGENDA SECTION | Engineering & Construction Committee | ORIGINATING DEPARTMENT | General Manager's Office |
| ITEM | An Ordinance Determining the Prevailing Rate of Wages in DuPage County and Cook County Ordinance No. O-7-17 | APPROVAL |  |
| <p>Attached is "An Ordinance Determining the Prevailing Rate of Wages in DuPage County and Cook County." This Ordinance is adopted annually by the Commission. This Ordinance establishes the prevailing rate of wages for various construction trades working on Commission public works construction projects. The prevailing rate of wages included in this Ordinance have been obtained from the Illinois Department of Labor. The Commission includes a copy of its then current prevailing wage ordinance in all of its public works construction specifications.</p> <p>Once adopted by the Commission, a certified copy of this Ordinance will be filed with the Department of Labor of the State of Illinois as required by law. The Commission will also publish a notice of the adoption of the Ordinance in a newspaper of general circulation within the area, within thirty (30) days following its filing with the Secretary of State and the Department of Labor.</p> | | | |
| MOTION: To adopt Ordinance No. O-7-17. | | | |

DuPAGE WATER COMMISSION

ORDINANCE NO. O-7-17

**AN ORDINANCE DETERMINING THE
PREVAILING RATE OF WAGES IN
DuPAGE COUNTY AND COOK COUNTY**

WHEREAS, the State of Illinois has enacted “An Act Regulating Wages of Laborers, Mechanics and Other Workers Employed in Any Public Works by the State, County, City or Any Public Body or Any Political Subdivision or By Anyone Under Contract for Public Works,” approved June 26, 1941, as amended, being Act 130 (Prevailing Wage Act), of Chapter 820 (Employment), of the Illinois Compiled Statutes, 820 ILCS 130/0.01 et seq. (the “Act”); and

WHEREAS, the Act requires that the DuPage Water Commission investigate and ascertain the prevailing rate of wages as defined in the Act for laborers, mechanics and other workers in the localities of DuPage County and Cook County employed in the construction of public works for the DuPage Water Commission; and

WHEREAS, “locality” is defined in the Act as the County where the physical work upon public works is performed and the public works of the DuPage Water Commission will be performed in both DuPage and Cook County;

NOW, THEREFORE, BE IT ORDAINED by the Board of Commissioners of the DuPage Water Commission as follows:

SECTION ONE: To the extent and as required by the Act, the general prevailing rate of wages in DuPage County for laborers, mechanics and other workers engaged in the construction of public works coming under the jurisdiction of the DuPage Water Commission, which physical work is being performed on public works in DuPage County, is hereby ascertained to be the same as the prevailing rate of wages for construction work

Ordinance No. O-7-17

in the DuPage County area as determined by the Department of Labor of the State of Illinois as of June 2017. A copy of that determination is attached hereto, and by this reference incorporated herein, as Exhibit A. As required by the Act, any and all revisions of the prevailing rate of wages in DuPage County by the Department of Labor of the State of Illinois shall supersede the Department's June determination and shall apply to any and all public works construction in DuPage County undertaken by the Commission.

SECTION TWO: To the extent and as required by the Act, the general prevailing rate of wages in Cook County for laborers, mechanics and other workers engaged in the construction of public works coming under the jurisdiction of the DuPage Water Commission, which physical work is being performed on public works in Cook County, is hereby ascertained to be the same as the prevailing rate of wages for construction work in the Cook County area as determined by the Department of Labor of the State of Illinois as of June 2017. A copy of that determination is attached hereto, and by this reference incorporated herein, as Exhibit B. As required by the Act, any and all revisions of the prevailing rate of wages in Cook County by the Department of Labor of the State of Illinois shall supersede the Department's June determination and shall apply to any and all public works construction in Cook County undertaken by the Commission.

SECTION THREE: The definition of any terms appearing in this Ordinance that are also used in the Act shall be the same as in the Act. Nothing herein contained shall be construed to apply the general prevailing rate of wages for DuPage County and for Cook County as herein ascertained to any work or employment except public works construction of the DuPage Water Commission conducted in DuPage County and Cook County, respectively, to the extent required by the Act.

SECTION FOUR: The Clerk of the DuPage Water Commission shall publicly post or keep available for inspection by any interested party in the main office of the DuPage Water Commission this determination of the prevailing rate of wages for DuPage County and for Cook County.

SECTION FIVE: The General Manager is hereby directed to:

- (a) promptly file, no later than July 15, 2017, a certified copy of this Ordinance with the Department of Labor of the State of Illinois;
- (b) cause to be published in a newspaper of general circulation within the area a notice of the adoption of this Ordinance, within thirty (30) days of its filing with the Secretary of State and the Department of Labor of the State of Illinois, and such publication shall constitute notice that the determination is effective and that this is the determination of this public body;
- (c) mail a copy of this determination to any employer, to any association of employers and to any person or association of employees who have filed their names and addresses, requesting copies of any determination stating the particular rates and the particular class of workers whose wages will be affected by such rate; and
- (d) attach a copy of this determination or of the revised determination of prevailing rate of wages then in effect to all public works construction contract specifications.

Ordinance No. O-7-17

SECTION SIX: This Ordinance shall be in full force and effect from and after its adoption.

AYES:

NAYS:

ABSENT:

ADOPTED this _____ day of _____, 2017.

Chairman

ATTEST:

Clerk

Board/Ordinances/O-7-17.docx

EXHIBIT A

This schedule contains the prevailing wage rates required to be paid for work performed on or after Monday, June 5, 2017 on public works projects in this County. Pursuant to 820 ILCS 130/4, public bodies in this County that have active public works projects are responsible for notifying all contractors and subcontractors working on those public works projects of the change (if any) to rates that were previously in effect. The failure of a public body to provide such notice does not relieve contractors or subcontractors of their obligations under the Prevailing Wage Act, including the duty to pay the relevant prevailing wage in effect at the time work subject to the Act is performed.

COOK COUNTY
PREVAILING WAGE
RATES EFFECTIVE
JUNE 5, 2017

| TradeTitle | Region | Type | Class | Base Wage | Foreman Wage | M-F OT | OSA | OSH | H/W | Pension | Vacation | Training |
|-----------------------------------|--------|------|-------|--------------|-----------------|-----------|-----|-----|-------|---------|----------|----------|
| ASBESTOS ABT-GEN | All | All | | 40.40 | 40.95 | 1.5 | 1.5 | 2.0 | 14.23 | 11.57 | 0.00 | 0.50 |
| ASBESTOS ABT-MEC | All | BLD | | 37.46 | 39.96 | 1.5 | 1.5 | 2.0 | 11.62 | 11.06 | 0.00 | 0.72 |
| BOILERMAKER | All | BLD | | 47.07 | 51.30 | 2.0 | 2.0 | 2.0 | 6.97 | 18.13 | 0.00 | 0.40 |
| BRICK MASON | All | BLD | | 44.88 | 48.84 | 1.5 | 1.5 | 2.0 | 10.25 | 15.30 | 0.00 | 0.85 |
| CARPENTER | All | All | | 45.35 | 47.35 | 1.5 | 1.5 | 2.0 | 11.79 | 17.60 | 0.00 | 0.63 |
| CEMENT MASON | All | All | | 44.25 | 46.25 | 2.0 | 1.5 | 2.0 | 13.65 | 15.51 | 0.00 | 0.65 |
| CERAMIC TILE FNShR | All | BLD | | 37.81 | | 1.5 | 1.5 | 2.0 | 10.55 | 10.12 | 0.00 | 0.65 |
| COMM. ELECT. ELECTRIC PWR EQMT | All | BLD | | 42.02 | 44.82 | 1.5 | 1.5 | 2.0 | 8.88 | 12.78 | 0.59 | 0.75 |
| OP | All | All | | 48.90 | 53.90 | 1.5 | 1.5 | 2.0 | 11.41 | 16.39 | 0.00 | 3.10 |
| ELECTRIC PWR GRNDMAN | All | All | | 38.14 | 53.90 | 1.5 | 1.5 | 2.0 | 8.90 | 12.78 | 0.00 | 2.75 |
| ELECTRIC PWR LINEMAN | All | All | | 48.90 | 53.90 | 1.5 | 1.5 | 2.0 | 11.41 | 16.39 | 0.00 | 3.10 |
| ELECTRICIAN ELEVATOR | All | All | | 46.10 | 49.10 | 1.5 | 1.5 | 2.0 | 14.33 | 15.52 | 0.70 | 1.00 |
| CONSTRUCTOR | All | BLD | | 51.94 | 58.43 | 2.0 | 2.0 | 2.0 | 14.43 | 14.96 | 4.16 | 0.90 |
| FENCE ERECTOR | All | All | | 38.34 | 40.34 | 1.5 | 1.5 | 2.0 | 13.15 | 13.10 | 0.00 | 0.40 |
| GLAZIER | All | BLD | | 41.70 | 43.20 | 1.5 | 2.0 | 2.0 | 13.94 | 18.99 | 0.00 | 0.94 |
| HT/FROST INSULATOR | All | BLD | | 49.95 | 52.45 | 1.5 | 1.5 | 2.0 | 11.62 | 12.26 | 0.00 | 0.72 |

| | | | | | | | | | | | | |
|---------------------|-----|-----|---|-------|-------|-----|-----|-----|-------|-------|------|------|
| IRON WORKER | All | All | | 46.20 | 48.20 | 2.0 | 2.0 | 2.0 | 13.65 | 21.52 | 0.00 | 0.35 |
| LABORER | All | All | | 40.20 | 40.95 | 1.5 | 1.5 | 2.0 | 14.23 | 11.57 | 0.00 | 0.50 |
| LATHER | All | All | | 44.35 | 46.35 | 1.5 | 1.5 | 2.0 | 13.29 | 16.39 | 0.00 | 0.63 |
| MACHINIST | All | BLD | | 45.35 | 47.85 | 1.5 | 1.5 | 2.0 | 7.26 | 8.95 | 1.85 | 1.30 |
| MARBLE FINISHERS | All | All | | 33.45 | 33.45 | 1.5 | 1.5 | 2.0 | 10.25 | 14.44 | 0.00 | 0.46 |
| MARBLE MASON | All | BLD | | 44.13 | 48.54 | 1.5 | 1.5 | 2.0 | 10.25 | 14.97 | 0.00 | 0.59 |
| MATERIAL TESTER I | All | All | | 30.20 | 30.20 | 1.5 | 1.5 | 2.0 | 14.23 | 11.57 | 0.00 | 0.50 |
| MATERIALS TESTER II | All | All | | 35.20 | 35.20 | 1.5 | 1.5 | 2.0 | 14.23 | 11.57 | 0.00 | 0.50 |
| MILLWRIGHT | All | All | | 45.35 | 47.35 | 1.5 | 1.5 | 2.0 | 11.79 | 17.60 | 0.00 | 0.63 |
| OPERATING ENGINEER | All | BLD | 1 | 49.10 | 53.10 | 2.0 | 2.0 | 2.0 | 18.05 | 13.60 | 1.90 | 1.30 |
| OPERATING ENGINEER | All | BLD | 2 | 47.80 | 53.10 | 2.0 | 2.0 | 2.0 | 18.05 | 13.60 | 1.90 | 1.30 |
| OPERATING ENGINEER | All | BLD | 3 | 45.25 | 53.10 | 2.0 | 2.0 | 2.0 | 18.05 | 13.60 | 1.90 | 1.30 |
| OPERATING ENGINEER | All | BLD | 4 | 43.50 | 53.10 | 2.0 | 2.0 | 2.0 | 18.05 | 13.60 | 1.90 | 1.30 |
| OPERATING ENGINEER | All | BLD | 5 | 52.85 | 53.10 | 2.0 | 2.0 | 2.0 | 18.05 | 13.60 | 1.90 | 1.30 |
| OPERATING ENGINEER | All | BLD | 6 | 50.10 | 53.10 | 2.0 | 2.0 | 2.0 | 18.05 | 13.60 | 1.90 | 1.30 |
| OPERATING ENGINEER | All | BLD | 7 | 52.10 | 53.10 | 2.0 | 2.0 | 2.0 | 18.05 | 13.60 | 1.90 | 1.30 |
| OPERATING ENGINEER | All | FLT | 1 | 54.75 | 54.75 | 1.5 | 1.5 | 2.0 | 17.65 | 12.65 | 1.90 | 1.35 |
| OPERATING ENGINEER | All | FLT | 2 | 53.25 | 54.75 | 1.5 | 1.5 | 2.0 | 17.65 | 12.65 | 1.90 | 1.35 |
| OPERATING ENGINEER | All | FLT | 3 | 47.40 | 54.75 | 1.5 | 1.5 | 2.0 | 17.65 | 12.65 | 1.90 | 1.35 |
| OPERATING ENGINEER | All | FLT | 4 | 39.40 | 54.75 | 1.5 | 1.5 | 2.0 | 17.65 | 12.65 | 1.90 | 1.35 |
| OPERATING ENGINEER | All | FLT | 5 | 56.25 | 54.75 | 1.5 | 1.5 | 2.0 | 17.65 | 12.65 | 1.90 | 1.35 |

| | | | | | | | | | | | | |
|----------------------|-----|-----|---|-------|-------|-----|-----|-----|-------|-------|------|------|
| OPERATING ENGINEER | All | FLT | 6 | 37.00 | 54.75 | 1.5 | 1.5 | 2.0 | 17.65 | 12.65 | 1.90 | 1.35 |
| OPERATING ENGINEER | All | HWY | 1 | 47.30 | 51.30 | 1.5 | 1.5 | 2.0 | 18.05 | 13.60 | 1.90 | 1.30 |
| OPERATING ENGINEER | All | HWY | 2 | 46.75 | 51.30 | 1.5 | 1.5 | 2.0 | 18.05 | 13.60 | 1.90 | 1.30 |
| OPERATING ENGINEER | All | HWY | 3 | 44.70 | 51.30 | 1.5 | 1.5 | 2.0 | 18.05 | 13.60 | 1.90 | 1.30 |
| OPERATING ENGINEER | All | HWY | 4 | 43.30 | 51.30 | 1.5 | 1.5 | 2.0 | 18.05 | 13.60 | 1.90 | 1.30 |
| OPERATING ENGINEER | All | HWY | 5 | 42.10 | 51.30 | 1.5 | 1.5 | 2.0 | 18.05 | 13.60 | 1.90 | 1.30 |
| OPERATING ENGINEER | All | HWY | 6 | 50.30 | 51.30 | 1.5 | 1.5 | 2.0 | 18.05 | 13.60 | 1.90 | 1.30 |
| OPERATING ENGINEER | All | HWY | 7 | 48.30 | 51.30 | 1.5 | 1.5 | 2.0 | 18.05 | 13.60 | 1.90 | 1.30 |
| ORNAMNTL IRON WORKER | All | All | | 45.75 | 48.25 | 2.0 | 2.0 | 2.0 | 13.65 | 18.99 | 0.00 | 0.75 |
| PAINTER | All | All | | 44.55 | 49.30 | 1.5 | 1.5 | 1.5 | 11.50 | 11.10 | 0.00 | 1.27 |
| PAINTER SIGNS | All | BLD | | 33.92 | 38.09 | 1.5 | 1.5 | 1.5 | 2.60 | 2.71 | 0.00 | 0.00 |
| PILEDRIIVER | All | All | | 45.35 | 47.35 | 1.5 | 1.5 | 2.0 | 11.79 | 17.60 | 0.00 | 0.63 |
| PIPEFITTER | All | BLD | | 47.50 | 50.50 | 1.5 | 1.5 | 2.0 | 9.55 | 17.85 | 0.00 | 2.07 |
| PLASTERER | All | BLD | | 42.25 | 44.79 | 1.5 | 1.5 | 2.0 | 13.65 | 9.50 | 5.00 | 0.65 |
| PLUMBER | All | BLD | | 48.25 | 50.25 | 1.5 | 1.5 | 2.0 | 14.09 | 12.65 | 0.00 | 1.18 |
| ROOFER | All | BLD | | 41.70 | 44.70 | 1.5 | 1.5 | 2.0 | 8.28 | 11.59 | 0.00 | 0.53 |
| SHEETMETAL WORKER | All | BLD | | 43.03 | 46.47 | 1.5 | 1.5 | 2.0 | 10.73 | 21.87 | 0.00 | 0.75 |
| SIGN HANGER | All | BLD | | 31.31 | 33.81 | 1.5 | 1.5 | 2.0 | 4.85 | 3.28 | 0.00 | 0.00 |
| SPRINKLER FITTER | All | BLD | | 47.20 | 49.20 | 1.5 | 1.5 | 2.0 | 12.25 | 11.55 | 0.00 | 0.55 |
| STEEL ERECTOR | All | All | | 42.07 | 44.07 | 2.0 | 2.0 | 2.0 | 13.45 | 19.59 | 0.00 | 0.35 |
| STONE MASON | All | BLD | | 44.88 | 49.37 | 1.5 | 1.5 | 2.0 | 10.25 | 15.30 | 0.00 | 0.85 |
| TERRAZZO FINISHER | All | BLD | | 39.54 | 39.54 | 1.5 | 1.5 | 2.0 | 10.55 | 11.79 | 0.00 | 0.67 |
| TERRAZZO MASON | All | BLD | | 43.38 | 43.38 | 1.5 | 1.5 | 2.0 | 10.55 | 13.13 | 0.00 | 0.79 |

| | | | | | | | | | | | | |
|------------------------|-----|-----|---|-------|-------|-----|-----|-----|-------|-------|------|------|
| TILE MASON | All | BLD | | 43.84 | 47.84 | 1.5 | 1.5 | 2.0 | 10.55 | 11.40 | 0.00 | 0.99 |
| TRAFFIC SAFETY WRKR | All | HWY | | 33.50 | 39.50 | 1.5 | 1.5 | 2.0 | 6.00 | 7.25 | 0.00 | 0.50 |
| TRUCK DRIVER | E | All | 1 | 35.60 | 36.25 | 1.5 | 1.5 | 2.0 | 8.56 | 11.50 | 0.00 | 0.15 |
| TRUCK DRIVER | E | All | 2 | 35.85 | 36.25 | 1.5 | 1.5 | 2.0 | 8.56 | 11.50 | 0.00 | 0.15 |
| TRUCK DRIVER | E | All | 3 | 36.05 | 36.25 | 1.5 | 1.5 | 2.0 | 8.56 | 11.50 | 0.00 | 0.15 |
| TRUCK DRIVER | E | All | 4 | 36.25 | 36.25 | 1.5 | 1.5 | 2.0 | 8.56 | 11.50 | 0.00 | 0.15 |
| TRUCK DRIVER | W | All | 1 | 35.98 | 36.53 | 1.5 | 1.5 | 2.0 | 8.25 | 10.14 | 0.00 | 0.15 |
| TRUCK DRIVER | W | All | 2 | 36.13 | 36.53 | 1.5 | 1.5 | 2.0 | 8.25 | 10.14 | 0.00 | 0.15 |
| TRUCK DRIVER | W | All | 3 | 36.33 | 36.53 | 1.5 | 1.5 | 2.0 | 8.25 | 10.14 | 0.00 | 0.15 |
| TRUCK DRIVER | W | All | 4 | 36.53 | 36.53 | 1.5 | 1.5 | 2.0 | 8.25 | 10.14 | 0.00 | 0.15 |
| TUCK POINTER | All | BLD | | 44.90 | 45.90 | 1.5 | 1.5 | 2.0 | 8.30 | 14.29 | 0.00 | 0.48 |

Explanations

COOK COUNTY

The following list is considered as those days for which holiday rates of wages for work performed apply: New Years Day, Memorial Day, Fourth of July, Labor Day, Thanksgiving Day, Christmas Day and Veterans Day in some classifications/counties. Generally, any of these holidays which fall on a Sunday is celebrated on the following Monday. This then makes work performed on that Monday payable at the appropriate overtime rate for holiday pay. Common practice in a given local may alter certain days of celebration. If in doubt, please check with IDOL.

TRUCK DRIVERS (WEST) - That part of the county West of Barrington Road.

EXPLANATION OF CLASSES

ASBESTOS - GENERAL - removal of asbestos material/mold and hazardous materials from any place in a building, including mechanical systems where those mechanical systems are to be removed. This includes the removal of asbestos materials/mold and hazardous materials from ductwork or pipes in a building when the building is to be demolished at the time or at some close future date.

ASBESTOS - MECHANICAL - removal of asbestos material from mechanical systems, such as pipes, ducts, and boilers, where the mechanical systems are to remain.

CERAMIC TILE FINISHER

The grouting, cleaning, and polishing of all classes of tile, whether for interior or exterior purposes, all burned, glazed or unglazed products; all composition materials, granite tiles, warning detectable

tiles, cement tiles, epoxy composite materials, pavers, glass, mosaics, fiberglass, and all substitute materials, for tile made in tile-like units; all mixtures in tile like form of cement, metals, and other materials that are for and intended for use as a finished floor surface, stair treads, promenade roofs, walks, walls, ceilings, swimming pools, and all other places where tile is to form a finished interior or exterior. The mixing of all setting mortars including but not limited to thin-set mortars, epoxies, wall mud, and any other sand and cement mixtures or adhesives when used in the preparation, installation, repair, or maintenance of tile and/or similar materials. The handling and unloading of all sand, cement, lime, tile, fixtures, equipment, adhesives, or any other materials to be used in the preparation, installation, repair, or maintenance of tile and/or similar materials. Ceramic Tile Finishers shall fill all joints and voids regardless of method on all tile work, particularly and especially after installation of said tile work. Application of any and all protective coverings to all types of tile installations including, but not be limited to, all soap compounds, paper products, tapes, and all polyethylene coverings, plywood, masonite, cardboard, and any new type of products that may be used to protect tile installations, Blastrac equipment, and all floor scarifying equipment

used in preparing floors to receive tile. The clean up and removal of all waste and materials. All demolition of existing tile floors and walls to be re-tiled.

COMMUNICATIONS ELECTRICIAN

Installation, operation, inspection, maintenance, repair and service of radio, television, recording, voice sound vision production and reproduction, telephone and telephone interconnect, facsimile, data apparatus, coaxial, fibre optic and wireless equipment, appliances and systems used for the transmission and reception of signals of any nature, business, domestic, commercial, education, entertainment, and residential purposes, including but not limited to, communication and telephone, electronic and sound equipment, fibre optic and data communication systems, and the performance of any task directly related to such installation or service whether at new or existing sites, such tasks to include the placing of wire and cable and electrical power conduit or other raceway work within the equipment room and pulling wire and/or cable through conduit and the installation of any incidental conduit, such that the employees covered hereby can complete any job in full.

MARBLE FINISHER

Loading and unloading trucks, distribution of all materials (all stone, sand, etc.), stocking of floors with material, performing all rigging for heavy work, the handling of all material that may be needed for the installation of such materials, building of scaffolding, polishing if needed, patching, waxing of material if damaged, pointing up, caulking, grouting and cleaning of marble, holding water on diamond or Carborundum blade or saw for setters cutting, use of tub saw or any other saw needed for preparation of material, drilling of holes for wires that anchor material set by setters, mixing up of molding plaster for installation of material, mixing up thin set for the installation of material, mixing up of sand to cement for the installation of material and such other work as may be required in helping a Marble Setter in the handling of all material in the erection or installation of interior marble, slate, travertine, art marble, serpentine, alberene stone, blue stone, granite and other stones (meaning as to stone any foreign or domestic materials as are specified and used in building interiors and exteriors and customarily known as stone in the trade), carrara,

sanionyx, vitrolite and similar opaque glass and the laying of all marble tile, terrazzo tile, slate tile and precast tile, steps, risers treads, base, or any other materials that may be used as substitutes for any of the aforementioned materials and which are used on interior and exterior which are installed in a similar manner.

MATERIAL TESTER I: Hand coring and drilling for testing of materials; field inspection of uncured concrete and asphalt.

MATERIAL TESTER II: Field inspection of welds, structural steel, fireproofing, masonry, soil, facade, reinforcing steel, formwork, cured concrete, and concrete and asphalt batch plants; adjusting proportions of bituminous mixtures.

OPERATING ENGINEER - BUILDING

Class 1. Asphalt Plant; Asphalt Spreader; Autograde; Backhoes with Caisson Attachment; Batch Plant; Benoto (requires Two Engineers); Boiler and Throttle Valve; Caisson Rigs; Central Redi-Mix Plant; Combination Back Hoe Front End-loader Machine; Compressor and Throttle

Valve; Concrete Breaker (Truck Mounted); Concrete Conveyor; Concrete Conveyor (Truck Mounted); Concrete Paver Over 27E cu. ft; Concrete Paver 27E cu. ft. and Under; Concrete Placer; Concrete Placing Boom; Concrete Pump (Truck Mounted); Concrete Tower; Cranes, All; Cranes, Hammerhead; Cranes, (GCI and similar Type); Creter Crane; Spider Crane; Crusher, Stone, etc.; Derricks, All; Derricks, Traveling; Formless Curb and Gutter Machine; Grader, Elevating; Grouting Machines; Heavy Duty Self-Propelled Transporter or Prime Mover; Highlift Shovels or Front Endloader 2-1/4 yd. and over; Hoists, Elevators, outside type rack and pinion and similar machines; Hoists, One, Two and Three Drum; Hoists, Two Tugger One Floor; Hydraulic Backhoes; Hydraulic Boom Trucks; Hydro Vac (and similar equipment); Locomotives, All; Motor Patrol; Lubrication Technician; Manipulators; Pile Drivers and Skid Rig; Post Hole Digger; Pre-Stress Machine; Pump Cretes Dual Ram; Pump Cretes: Squeeze Cretes-Screw Type Pumps; Gypsum Bulker and Pump; Raised and Blind Hole Drill; Roto Mill Grinder; Scoops - Tractor Drawn; Slip-Form Paver; Straddle Buggies; Operation of Tie Back Machine; Tournapull; Tractor with Boom and Side Boom; Trenching Machines.

Class 2. Boilers; Broom, All Power Propelled; Bulldozers; Concrete

Mixer (Two Bag and Over); Conveyor, Portable; Forklift Trucks;
Highlift Shovels or Front Endloaders under 2-1/4 yd.; Hoists,
Automatic; Hoists, Inside Elevators; Hoists, Sewer Dragging Machine;
Hoists, Tugger Single Drum; Laser Screed; Rock Drill (Self-Propelled);
Rock Drill (Truck Mounted); Rollers, All; Steam Generators; Tractors,
All; Tractor Drawn Vibratory Roller; Winch Trucks with "A" Frame.

Class 3. Air Compressor; Combination Small Equipment Operator;
Generators; Heaters, Mechanical; Hoists, Inside Elevators (remodeling
or renovation work); Hydraulic Power Units (Pile Driving, Extracting,
and Drilling); Pumps, over 3" (1 to 3 not to exceed a total of 300
ft.); Low Boys; Pumps, Well Points; Welding Machines (2 through 5);
Winches, 4 Small Electric Drill Winches.

Class 4. Bobcats and/or other Skid Steer Loaders; Oilers; and Brick
Forklift.

Class 5. Assistant Craft Foreman.

Class 6. Gradall.

Class 7. Mechanics; Welders.

OPERATING ENGINEERS - HIGHWAY CONSTRUCTION

Class 1. Asphalt Plant; Asphalt Heater and Planer Combination; Asphalt Heater Scarfire; Asphalt Spreader; Autograder/GOMACO or other similar type machines; ABG Paver; Backhoes with Caisson Attachment; Ballast Regulator; Belt Loader; Caisson Rigs; Car Dumper; Central Redi-Mix Plant; Combination Backhoe Front Endloader Machine, (1 cu. yd. Backhoe Bucket or over or with attachments); Concrete Breaker (Truck Mounted); Concrete Conveyor; Concrete Paver over 27E cu. ft.; Concrete Placer; Concrete Tube Float; Cranes, all attachments; Cranes, Tower Cranes of all types: Creter Crane: Spider Crane; Crusher, Stone, etc.; Derricks, All; Derrick Boats; Derricks, Traveling; Dredges; Elevators, Outside type Rack & Pinion and Similar Machines; Formless Curb and Gutter Machine; Grader, Elevating; Grader, Motor Grader, Motor Patrol, Auto Patrol, Form Grader, Pull Grader, Subgrader; Guard Rail Post Driver Truck Mounted; Hoists, One, Two and Three Drum; Heavy Duty Self-Propelled Transporter or Prime Mover; Hydraulic Backhoes; Backhoes with shear attachments up to 40' of boom reach; Lubrication

Technician; Manipulators; Mucking Machine; Pile Drivers and Skid Rig;
Pre-Stress Machine; Pump Cretes Dual Ram; Rock Drill - Crawler or Skid
Rig; Rock Drill - Truck Mounted; Rock/Track Tamper; Roto Mill
Grinder; Slip-Form Paver; Snow Melters; Soil Test Drill Rig (Truck
Mounted); Straddle Buggies; Hydraulic Telescoping Form (Tunnel);
Operation of Tieback Machine; Tractor Drawn Belt Loader; Tractor
Drawn Belt Loader (with attached pusher - two engineers); Tractor with
Boom; Tractaire with Attachments; Traffic Barrier Transfer Machine;
Trenching; Truck Mounted Concrete Pump with Boom; Raised or Blind Hole
Drills (Tunnel Shaft); Underground Boring and/or Mining Machines 5
ft. in diameter and over tunnel, etc; Underground Boring and/or Mining
Machines under 5 ft. in diameter; Wheel Excavator; Widener (APSCO).

Class 2. Batch Plant; Bituminous Mixer; Boiler and Throttle Valve;
Bulldozers; Car Loader Trailing Conveyors; Combination Backhoe Front
Endloader Machine (Less than 1 cu. yd. Backhoe Bucket or over or with
attachments); Compressor and Throttle Valve; Compressor, Common
Receiver (3); Concrete Breaker or Hydro Hammer; Concrete Grinding
Machine; Concrete Mixer or Paver 75 Series to and including 27 cu.
ft.; Concrete Spreader; Concrete Curing Machine, Burlap Machine,
Belting Machine and Sealing Machine; Concrete Wheel Saw; Conveyor Muck

Cars (Haglund or Similar Type); Drills, All; Finishing Machine - Concrete; Highlift Shovels or Front Endloader; Hoist - Sewer Dragging Machine; Hydraulic Boom Trucks (All Attachments); Hydro-Blaster; Hydro Excavating (excluding hose work); Laser Screed; All Locomotives, Dinky; Off-Road Hauling Units (including articulating) Non Self-Loading Ejection Dump; Pump Cretes: Squeeze Cretes - Screw Type Pumps, Gypsum Bulker and Pump; Roller, Asphalt; Rotary Snow Plows; Rototiller, Seaman, etc., self-propelled; Self-Propelled Compactor; Spreader - Chip - Stone, etc.; Scraper - Single/Twin Engine/Push and Pull; Scraper - Prime Mover in Tandem (Regardless of Size); Tractors pulling attachments, Sheeps Foot, Disc, Compactor, etc.; Tug Boats.

Class 3. Boilers; Brooms, All Power Propelled; Cement Supply Tender; Compressor, Common Receiver (2); Concrete Mixer (Two Bag and Over); Conveyor, Portable; Farm-Type Tractors Used for Mowing, Seeding, etc.; Forklift Trucks; Grouting Machine; Hoists, Automatic; Hoists, All Elevators; Hoists, Tugger Single Drum; Jeep Diggers; Low Boys; Pipe Jacking Machines; Post-Hole Digger; Power Saw, Concrete Power Driven; Pug Mills; Rollers, other than Asphalt; Seed and Straw Blower; Steam Generators; Stump Machine; Winch Trucks with "A" Frame; Work Boats; Tamper-Form-Motor Driven.

Class 4. Air Compressor; Combination - Small Equipment Operator; Directional Boring Machine; Generators; Heaters, Mechanical; Hydraulic Power Unit (Pile Driving, Extracting, or Drilling); Light Plants, All (1 through 5); Pumps, over 3" (1 to 3 not to exceed a total of 300 ft.); Pumps, Well Points; Vacuum Trucks (excluding hose work); Welding Machines (2 through 5); Winches, 4 Small Electric Drill Winches.

Class 5. SkidSteer Loader (all); Brick Forklifts; Oilers.

Class 6. Field Mechanics and Field Welders

Class 7. Dowell Machine with Air Compressor; Gradall and machines of like nature.

OPERATING ENGINEER - FLOATING

Class 1. Craft Foreman; Master Mechanic; Diver/Wet Tender; Engineer; Engineer (Hydraulic Dredge).

Class 2. Crane/Backhoe Operator; Boat Operator with towing

endorsement; Mechanic/Welder; Assistant Engineer (Hydraulic Dredge);
Leverman (Hydraulic Dredge); Diver Tender.

Class 3. Deck Equipment Operator, Machineryman, Maintenance of Crane
(over 50 ton capacity) or Backhoe (115,000 lbs. or more); Tug/Launch
Operator; Loader/Dozer and like equipment on Barge, Breakwater Wall,
Slip/Dock, or Scow, Deck Machinery, etc.

Class 4. Deck Equipment Operator, Machineryman/Fireman (4 Equipment
Units or More); Off Road Trucks; Deck Hand, Tug Engineer, Crane
Maintenance (50 Ton Capacity and Under) or Backhoe Weighing (115,000
pounds or less); Assistant Tug Operator.

Class 5. Friction or Lattice Boom Cranes.

Class 6. ROV Pilot, ROV Tender

SURVEY WORKER - Operated survey equipment including data collectors,
G.P.S. and robotic instruments, as well as conventional levels and
transits.

TERRAZZO FINISHER

The handling of sand, cement, marble chips, and all other materials that may be used by the Mosaic Terrazzo Mechanic, and the mixing, grinding, grouting, cleaning and sealing of all Marble, Mosaic, and Terrazzo work, floors, base, stairs, and wainscoting by hand or machine, and in addition, assisting and aiding Marble, Masonic, and Terrazzo Mechanics.

TRAFFIC SAFETY

Work associated with barricades, horses and drums used to reduce lane usage on highway work, the installation and removal of temporary lane markings, and the installation and removal of temporary road signs.

TRUCK DRIVER - BUILDING, HEAVY AND HIGHWAY CONSTRUCTION - EAST & WEST

Class 1. Two or three Axle Trucks. A-frame Truck when used for transportation purposes; Air Compressors and Welding Machines, including those pulled by cars, pick-up trucks and tractors; Ambulances; Batch Gate Lockers; Batch Hopperman; Car and Truck

Washers; Carry-alls; Fork Lifts and Hoisters; Helpers; Mechanics
Helpers and Greasers; Oil Distributors 2-man operation; Pavement
Breakers; Pole Trailer, up to 40 feet; Power Mower Tractors;
Self-propelled Chip Spreader; Skipman; Slurry Trucks, 2-man operation;
Slurry Truck Conveyor Operation, 2 or 3 man; Teamsters; Unskilled
Dumpman; and Truck Drivers hauling warning lights, barricades, and
portable toilets on the job site.

Class 2. Four axle trucks; Dump Crets and Adgetors under 7 yards;
Dumpsters, Track Trucks, Euclids, Hug Bottom Dump Turnapulls or
Turntrailers when pulling other than self-loading equipment or
similar equipment under 16 cubic yards; Mixer Trucks under 7 yards;
Ready-mix Plant Hopper Operator, and Winch Trucks, 2 Axles.

Class 3. Five axle trucks; Dump Crets and Adgetors 7 yards and over;
Dumpsters, Track Trucks, Euclids, Hug Bottom Dump Turntrailers or
turnapulls when pulling other than self-loading equipment or similar
equipment over 16 cubic yards; Explosives and/or Fission Material
Trucks; Mixer Trucks 7 yards or over; Mobile Cranes while in transit;
Oil Distributors, 1-man operation; Pole Trailer, over 40 feet; Pole
and Expandable Trailers hauling material over 50 feet long; Slurry

trucks, 1-man operation; Winch trucks, 3 axles or more;
Mechanic--Truck Welder and Truck Painter.

Class 4. Six axle trucks; Dual-purpose vehicles, such as mounted crane trucks with hoist and accessories; Foreman; Master Mechanic; Self-loading equipment like P.B. and trucks with scoops on the front.

Other Classifications of Work:

For definitions of classifications not otherwise set out, the Department generally has on file such definitions which are available. If a task to be performed is not subject to one of the classifications of pay set out, the Department will upon being contacted state which neighboring county has such a classification and provide such rate, such rate being deemed to exist by reference in this document. If no neighboring county rate applies to the task, the Department shall undertake a special determination, such special determination being then deemed to have existed under this determination. If a project requires these, or any classification not listed, please contact IDOL at 217-782-1710 for wage rates or clarifications.

LANDSCAPING

Landscaping work falls under the existing classifications for laborer, operating engineer and truck driver. The work performed by landscape plantsman and landscape laborer is covered by the existing classification of laborer. The work performed by landscape operators (regardless of equipment used or its size) is covered by the classifications of operating engineer. The work performed by landscape truck drivers (regardless of size of truck driven) is covered by the classifications of truck driver.

MATERIAL TESTER & MATERIAL TESTER/INSPECTOR I AND II

Notwithstanding the difference in the classification title, the classification entitled "Material Tester I" involves the same job duties as the classification entitled "Material Tester/Inspector I". Likewise, the classification entitled "Material Tester II" involves the same job duties as the classification entitled "Material Tester/Inspector II".




EXHIBIT B

This schedule contains the prevailing wage rates required to be paid for work performed on or after Monday, June 5, 2017 on public works projects in this County. Pursuant to 820 ILC5 130/4, public bodies in this County that have active public works projects are responsible for notifying all contractors and subcontractors working on those public works projects of the change (if any) to rates that were previously in effect. The failure of a public body to provide such notice does not relieve contractors or subcontractors of their obligations under the Prevailing Wage Act, including the duty to pay the relevant prevailing wage in effect at the time work subject to the Act is performed.

DUPAGE COUNTY
PREVAILING WAGE
RATES EFFECTIVE JUNE
5, 2017

| TradeTitle | Region | Type | Class | Base Wage | Foreman Wage | M-F OT | OSA | OSH | H/W | Pension | Vacation | Training |
|-------------------------|--------|------|-------|--------------|-----------------|-----------|-----|-----|-------|---------|----------|----------|
| ASBESTOS ABT-GEN | All | All | | 40.40 | 40.95 | 1.5 | 1.5 | 2.0 | 14.23 | 11.57 | 0.00 | 0.50 |
| ASBESTOS ABT-MEC | All | BLD | | 37.46 | 39.96 | 1.5 | 1.5 | 2.0 | 11.62 | 11.06 | 0.00 | 0.72 |
| BOILERMAKER | All | BLD | | 47.07 | 51.30 | 2.0 | 2.0 | 2.0 | 6.97 | 18.13 | 0.00 | 0.40 |
| BRICK MASON | All | BLD | | 44.88 | 49.37 | 1.5 | 1.5 | 2.0 | 10.25 | 15.30 | 0.00 | 0.85 |
| CARPENTER | All | All | | 45.35 | 47.35 | 1.5 | 1.5 | 2.0 | 11.79 | 17.60 | 0.00 | 0.63 |
| CEMENT MASON | All | All | | 44.25 | 46.25 | 2.0 | 1.5 | 2.0 | 13.65 | 15.51 | 0.00 | 0.65 |
| CERAMIC TILE FNSHER | All | BLD | | 37.81 | 37.81 | 1.5 | 1.5 | 2.0 | 10.55 | 10.12 | 0.00 | 0.65 |
| COMMUNICATION TECH | All | BLD | | 33.00 | 35.40 | 1.5 | 1.5 | 2.0 | 10.10 | 17.19 | 2.07 | 0.61 |
| ELECTRIC PWR EQMT OP | All | All | | 37.89 | 51.48 | 1.5 | 1.5 | 2.0 | 5.00 | 11.75 | 0.00 | 0.38 |
| ELECTRIC PWR EQMT OP | All | HWY | | 40.59 | 55.15 | 1.5 | 1.5 | 2.0 | 5.25 | 12.59 | 0.00 | 0.71 |
| ELECTRIC PWR GRNDMAN | All | All | | 29.30 | 51.48 | 1.5 | 1.5 | 2.0 | 5.00 | 9.09 | 0.00 | 0.29 |
| ELECTRIC PWR GRNDMAN | All | HWY | | 32.50 | 55.15 | 1.5 | 1.5 | 2.0 | 5.25 | 10.09 | 0.00 | 0.58 |
| ELECTRIC PWR LINEMAN | All | All | | 45.36 | 51.48 | 1.5 | 1.5 | 2.0 | 5.00 | 14.06 | 0.00 | 0.45 |
| ELECTRIC PWR LINEMAN | All | HWY | | 48.59 | 55.15 | 1.5 | 1.5 | 2.0 | 5.25 | 15.07 | 0.00 | 0.85 |

| | | | | | | | | | | | | |
|-------------------------|-----|-----|---|-------|-------|-----|-----|-----|-------|-------|------|------|
| ELECTRIC PWR TRK DRV | All | All | | 30.34 | 51.48 | 1.5 | 1.5 | 2.0 | 5.00 | 9.40 | 0.00 | 0.30 |
| ELECTRIC PWR TRK DRV | All | HWY | | 31.40 | 53.29 | 1.5 | 1.5 | 2.0 | 5.00 | 9.73 | 0.00 | 0.31 |
| ELECTRICIAN | All | BLD | | 38.74 | 42.74 | 1.5 | 1.5 | 2.0 | 12.10 | 20.81 | 4.43 | 0.68 |
| ELEVATOR CONSTRUCTOR | All | BLD | | 51.94 | 58.43 | 2.0 | 2.0 | 2.0 | 14.43 | 14.96 | 4.16 | 0.90 |
| FENCE ERECTOR | NE | All | | 38.34 | 40.34 | 1.5 | 1.5 | 2.0 | 13.15 | 13.10 | 0.00 | 0.40 |
| FENCE ERECTOR | W | ALL | | 45.06 | 48.66 | 2.0 | 2.0 | 2.0 | 10.52 | 20.76 | 0.00 | 0.70 |
| GLAZIER | All | BLD | | 41.70 | 43.20 | 1.5 | 2.0 | 2.0 | 13.94 | 18.99 | 0.00 | 0.94 |
| HT/FROST INSULATOR | All | BLD | | 48.45 | 50.95 | 1.5 | 1.5 | 2.0 | 11.47 | 12.16 | 0.00 | 0.72 |
| IRON WORKER | E | All | | 46.20 | 48.20 | 2.0 | 2.0 | 2.0 | 13.65 | 21.52 | 0.00 | 0.35 |
| IRON WORKER | W | All | | 45.56 | 49.20 | 2.0 | 2.0 | 2.0 | 11.02 | 21.51 | 0.00 | 0.70 |
| LABORER | All | All | | 40.20 | 40.95 | 1.5 | 1.5 | 2.0 | 14.23 | 11.57 | 0.00 | 0.50 |
| LATHER | All | All | | 44.35 | 46.35 | 1.5 | 1.5 | 2.0 | 13.29 | 16.39 | 0.00 | 0.63 |
| MACHINIST | All | BLD | | 45.35 | 47.85 | 1.5 | 1.5 | 2.0 | 7.26 | 8.95 | 1.85 | 0.00 |
| MARBLE FINISHERS | All | All | | 33.45 | 33.45 | 1.5 | 1.5 | 2.0 | 10.25 | 14.44 | 0.00 | 0.46 |
| MARBLE MASON | All | BLD | | 44.13 | 48.54 | 1.5 | 1.5 | 2.0 | 10.25 | 14.97 | 0.00 | 0.59 |
| MATERIAL TESTER I | All | All | | 30.20 | 30.20 | 1.5 | 1.5 | 2.0 | 14.23 | 11.57 | 0.00 | 0.50 |
| MATERIALS TESTER II | All | All | | 35.20 | 35.20 | 1.5 | 1.5 | 2.0 | 14.23 | 11.57 | 0.00 | 0.50 |
| MILLWRIGHT | All | All | | 45.35 | 47.35 | 1.5 | 1.5 | 2.0 | 11.79 | 17.60 | 0.00 | 0.63 |
| OPERATING ENGINEER | All | BLD | 1 | 49.10 | 34.50 | 2.0 | 2.0 | 2.0 | 18.05 | 13.60 | 1.90 | 1.30 |
| OPERATING ENGINEER | All | BLD | 2 | 47.80 | 53.10 | 2.0 | 2.0 | 2.0 | 18.05 | 13.60 | 1.90 | 1.30 |
| OPERATING ENGINEER | All | BLD | 3 | 45.25 | 53.10 | 2.0 | 2.0 | 2.0 | 18.05 | 13.60 | 1.90 | 1.30 |
| OPERATING ENGINEER | All | BLD | 4 | 43.50 | 53.10 | 2.0 | 2.0 | 2.0 | 18.05 | 13.60 | 1.90 | 1.30 |
| OPERATING ENGINEER | All | BLD | 5 | 52.85 | 53.10 | 2.0 | 2.0 | 2.0 | 18.05 | 13.60 | 1.90 | 1.30 |
| OPERATING ENGINEER | All | BLD | 6 | 50.10 | 53.10 | 2.0 | 2.0 | 2.0 | 18.05 | 13.60 | 1.90 | 1.30 |
| OPERATING ENGINEER | All | BLD | 7 | 52.10 | 53.10 | 2.0 | 2.0 | 2.0 | 18.05 | 13.60 | 1.90 | 1.30 |
| OPERATING ENGINEER | All | FLT | | 37.00 | 54.75 | 1.5 | 1.5 | 2.0 | 17.65 | 12.65 | 1.90 | 1.35 |
| OPERATING ENGINEER | All | HWY | 1 | 47.30 | 51.30 | 1.5 | 1.5 | 2.0 | 18.05 | 13.60 | 1.90 | 1.30 |
| OPERATING ENGINEER | All | HWY | 2 | 46.75 | 51.30 | 1.5 | 1.5 | 2.0 | 18.05 | 13.60 | 1.90 | 1.30 |

| | | | | | | | | | | | | |
|-------------------------|-----|-----|---|-------|-------|-----|-----|-----|-------|-------|------|------|
| OPERATING ENGINEER | All | HWY | 3 | 44.70 | 51.30 | 1.5 | 1.5 | 2.0 | 18.05 | 13.60 | 1.90 | 1.30 |
| OPERATING ENGINEER | All | HWY | 4 | 43.30 | 51.30 | 1.5 | 1.5 | 2.0 | 18.05 | 13.60 | 1.90 | 1.30 |
| OPERATING ENGINEER | All | HWY | 5 | 42.10 | 51.30 | 1.5 | 1.5 | 2.0 | 18.05 | 13.60 | 1.90 | 1.30 |
| OPERATING ENGINEER | All | HWY | 6 | 50.30 | 51.30 | 1.5 | 1.5 | 2.0 | 18.05 | 13.60 | 1.90 | 1.30 |
| OPERATING ENGINEER | All | HWY | 7 | 48.30 | 51.30 | 1.5 | 1.5 | 2.0 | 18.05 | 13.60 | 1.90 | 1.30 |
| ORNAMNTL IRON WORKER | E | All | | 45.00 | 47.50 | 2.0 | 2.0 | 2.0 | 13.55 | 17.94 | 0.00 | 0.65 |
| ORNAMNTL IRON WORKER | W | All | | 45.06 | 48.66 | 2.0 | 2.0 | 2.0 | 10.52 | 20.76 | 0.00 | 0.70 |
| PAINTER | All | All | | 42.93 | 44.93 | 1.5 | 1.5 | 1.5 | 10.30 | 8.20 | 0.00 | 1.35 |
| PAINTER SIGNS | All | BLD | | 33.92 | 38.09 | 1.5 | 1.5 | 1.5 | 2.60 | 2.71 | 0.00 | 0.00 |
| PILEDRIVER | All | All | | 44.35 | 46.35 | 1.5 | 1.5 | 2.0 | 13.29 | 16.39 | 0.00 | 0.63 |
| PIPEFITTER | All | BLD | | 47.50 | 50.50 | 1.5 | 1.5 | 2.0 | 9.55 | 17.85 | 0.00 | 2.07 |
| PLASTERER | All | BLD | | 44.63 | 47.31 | 1.5 | 1.5 | 2.0 | 10.25 | 15.03 | 0.00 | 0.85 |
| PLUMBER | All | BLD | | 48.25 | 50.25 | 1.5 | 1.5 | 2.0 | 14.09 | 12.65 | 0.00 | 1.18 |
| ROOFER | All | BLD | | 41.70 | 44.70 | 1.5 | 1.5 | 2.0 | 8.28 | 11.59 | 0.00 | 0.53 |
| SHEETMETAL WORKER | All | BLD | | 45.77 | 47.77 | 1.5 | 1.5 | 2.0 | 10.65 | 14.10 | 0.00 | 0.82 |
| SPRINKLER FITTER | All | BLD | | 47.20 | 49.20 | 1.5 | 1.5 | 2.0 | 12.25 | 11.55 | 0.00 | 0.55 |
| STEEL ERECTOR | E | All | | 42.07 | 44.07 | 2.0 | 2.0 | 2.0 | 13.45 | 19.59 | 0.00 | 0.35 |
| STEEL ERECTOR | W | All | | 45.06 | 48.66 | 2.0 | 2.0 | 2.0 | 10.52 | 20.76 | 0.00 | 0.70 |
| STONE MASON | All | BLD | | 44.88 | 49.37 | 1.5 | 1.5 | 2.0 | 10.25 | 15.30 | 0.00 | 0.85 |
| TERRAZZO FINISHER | All | BLD | | 39.54 | 39.54 | 1.5 | 1.5 | 2.0 | 10.55 | 11.79 | 0.00 | 0.67 |
| TERRAZZO MASON | All | BLD | | 43.38 | 43.38 | 1.5 | 1.5 | 2.0 | 10.55 | 13.13 | 0.00 | 0.79 |
| TILE MASON | All | BLD | | 43.84 | 47.84 | 1.5 | 1.5 | 2.0 | 10.55 | 11.40 | 0.00 | 0.99 |
| TRAFFIC SAFETY WRKR | All | HWY | | 33.50 | 35.10 | 1.5 | 1.5 | 2.0 | 8.10 | 7.62 | 0.00 | 0.25 |
| TRUCK DRIVER | All | All | 1 | 36.30 | 36.85 | 1.5 | 1.5 | 2.0 | 8.10 | 9.76 | 0.00 | 0.15 |
| TRUCK DRIVER | All | All | 2 | 36.45 | 36.85 | 1.5 | 1.5 | 2.0 | 8.10 | 9.76 | 0.00 | 0.15 |
| TRUCK DRIVER | All | All | 3 | 36.65 | 36.85 | 1.5 | 1.5 | 2.0 | 8.10 | 9.76 | 0.00 | 0.15 |
| TRUCK DRIVER | All | All | 4 | 36.85 | 36.85 | 1.5 | 1.5 | 2.0 | 8.10 | 9.76 | 0.00 | 0.15 |
| TUCKPOINTER | All | BLD | | 43.62 | 44.62 | 1.5 | 1.5 | 2.0 | 10.25 | 14.11 | 0.00 | 0.48 |

Explanations

DUPAGE COUNTY

IRON WORKERS AND FENCE ERECTOR (WEST) - West of Route 53.

The following list is considered as those days for which holiday rates of wages for work performed apply: New Years Day, Memorial Day, Fourth of July, Labor Day, Thanksgiving Day, Christmas Day and Veterans Day in some classifications/counties. Generally, any of these holidays which fall on a Sunday is celebrated on the following Monday. This then makes work performed on that Monday payable at the appropriate overtime rate for holiday pay. Common practice in a given local may alter certain days of celebration. If in doubt, please check with IDOL.

EXPLANATION OF CLASSES

ASBESTOS - GENERAL - removal of asbestos material/mold and hazardous materials from any place in a building, including mechanical systems where those mechanical systems are to be removed. This includes the removal of asbestos materials/mold and hazardous materials from

ductwork or pipes in a building when the building is to be demolished at the time or at some close future date.

ASBESTOS - MECHANICAL - removal of asbestos material from mechanical systems, such as pipes, ducts, and boilers, where the mechanical systems are to remain.

TRAFFIC SAFETY - work associated with barricades, horses and drums used to reduce lane usage on highway work, the installation and removal of temporary lane markings, and the installation and removal of temporary road signs.

CERAMIC TILE FINISHER

The grouting, cleaning, and polishing of all classes of tile, whether for interior or exterior purposes, all burned, glazed or unglazed products; all composition materials, granite tiles, warning detectable tiles, cement tiles, epoxy composite materials, pavers, glass, mosaics, fiberglass, and all substitute materials, for tile made in tile-like units; all mixtures in tile like form of cement, metals, and other materials that are for and intended for use as a finished floor

surface, stair treads, promenade roofs, walks, walls, ceilings, swimming pools, and all other places where tile is to form a finished interior or exterior. The mixing of all setting mortars including but not limited to thin-set mortars, epoxies, wall mud, and any other sand and cement mixtures or adhesives when used in the preparation, installation, repair, or maintenance of tile and/or similar materials. The handling and unloading of all sand, cement, lime, tile, fixtures, equipment, adhesives, or any other materials to be used in the preparation, installation, repair, or maintenance of tile and/or similar materials. Ceramic Tile Finishers shall fill all joints and voids regardless of method on all tile work, particularly and especially after installation of said tile work. Application of any and all protective coverings to all types of tile installations including, but not be limited to, all soap compounds, paper products, tapes, and all polyethylene coverings, plywood, masonite, cardboard, and any new type of products that may be used to protect tile installations, Blastrac equipment, and all floor scarifying equipment used in preparing floors to receive tile. The clean up and removal of all waste and materials. All demolition of existing tile floors and walls to be re-tiled.

COMMUNICATIONS TECHNICIAN

Low voltage installation, maintenance and removal of telecommunication facilities (voice, sound, data and video) including telephone and data inside wire, interconnect, terminal equipment, central offices, PABX, fiber optic cable and equipment, micro waves, V-SAT, bypass, CATV, WAN (wide area networks), LAN (local area networks), and ISDN (integrated system digital network), pulling of wire in raceways, but not the installation of raceways.

MARBLE FINISHER

Loading and unloading trucks, distribution of all materials (all stone, sand, etc.), stocking of floors with material, performing all rigging for heavy work, the handling of all material that may be needed for the installation of such materials, building of scaffolding, polishing if needed, patching, waxing of material if damaged, pointing up, caulking, grouting and cleaning of marble, holding water on diamond or Carborundum blade or saw for setters cutting, use of tub saw or any other saw needed for preparation of material, drilling of holes for wires that anchor material set by

setters, mixing up of molding plaster for installation of material, mixing up thin set for the installation of material, mixing up of sand to cement for the installation of material and such other work as may be required in helping a Marble Setter in the handling of all material in the erection or installation of interior marble, slate, travertine, art marble, serpentine, alberene stone, blue stone, granite and other stones (meaning as to stone any foreign or domestic materials as are specified and used in building interiors and exteriors and customarily known as stone in the trade), carrara, sanionyx, vitrolite and similar opaque glass and the laying of all marble tile, terrazzo tile, slate tile and precast tile, steps, risers treads, base, or any other materials that may be used as substitutes for any of the aforementioned materials and which are used on interior and exterior which are installed in a similar manner.

MATERIAL TESTER I: Hand coring and drilling for testing of materials; field inspection of uncured concrete and asphalt.

MATERIAL TESTER II: Field inspection of welds, structural steel, fireproofing, masonry, soil, facade, reinforcing steel, formwork, cured concrete, and concrete and asphalt batch plants; adjusting

proportions of bituminous mixtures.

OPERATING ENGINEER - BUILDING

Class 1. Asphalt Plant; Asphalt Spreader; Autograde; Backhoes with Caisson Attachment; Batch Plant; Benoto (requires Two Engineers); Boiler and Throttle Valve; Caisson Rigs; Central Redi-Mix Plant; Combination Back Hoe Front End-loader Machine; Compressor and Throttle Valve; Concrete Breaker (Truck Mounted); Concrete Conveyor; Concrete Conveyor (Truck Mounted); Concrete Paver Over 27E cu. ft; Concrete Paver 27E cu. ft. and Under; Concrete Placer; Concrete Placing Boom; Concrete Pump (Truck Mounted); Concrete Tower; Cranes, All; Cranes, Hammerhead; Cranes, (GCI and similar Type); Creter Crane; Spider Crane; Crusher, Stone, etc.; Derricks, All; Derricks, Traveling; Formless Curb and Gutter Machine; Grader, Elevating; Grouting Machines; Heavy Duty Self-Propelled Transporter or Prime Mover; Highlift Shovels or Front Endloader 2-1/4 yd. and over; Hoists, Elevators, outside type rack and pinion and similar machines; Hoists, One, Two and Three Drum; Hoists, Two Tugger One Floor; Hydraulic Backhoes; Hydraulic Boom Trucks; Hydro Vac (and similar equipment); Locomotives, All; Motor Patrol; Lubrication Technician; Manipulators;

Pile Drivers and Skid Rig; Post Hole Digger; Pre-Stress Machine; Pump
Cretes Dual Ram; Pump Cretes: Squeeze Cretes-Screw Type Pumps; Gypsum
Bulk and Pump; Raised and Blind Hole Drill; Roto Mill Grinder;
Scoops - Tractor Drawn; Slip-Form Paver; Straddle Buggies; Operation
of Tie Back Machine; Tournapull; Tractor with Boom and Side Boom;
Trenching Machines.

Class 2. Boilers; Broom, All Power Propelled; Bulldozers; Concrete
Mixer (Two Bag and Over); Conveyor, Portable; Forklift Trucks;
Highlift Shovels or Front Endloaders under 2-1/4 yd.; Hoists,
Automatic; Hoists, Inside Elevators; Hoists, Sewer Dragging Machine;
Hoists, Tugger Single Drum; Laser Screed; Rock Drill (Self-Propelled);
Rock Drill (Truck Mounted); Rollers, All; Steam Generators; Tractors,
All; Tractor Drawn Vibratory Roller; Winch Trucks with "A" Frame.

Class 3. Air Compressor; Combination Small Equipment Operator;
Generators; Heaters, Mechanical; Hoists, Inside Elevators (remodeling
or renovation work); Hydraulic Power Units (Pile Driving, Extracting,
and Drilling); Pumps, over 3" (1 to 3 not to exceed a total of 300
ft.); Low Boys; Pumps, Well Points; Welding Machines (2 through 5);
Winches, 4 Small Electric Drill Winches.

Class 4. Bobcats and/or other Skid Steer Loaders; Oilers; and Brick Forklift.

Class 5. Assistant Craft Foreman.

Class 6. Gradall.

Class 7. Mechanics; Welders.

OPERATING ENGINEERS - HIGHWAY CONSTRUCTION

Class 1. Asphalt Plant; Asphalt Heater and Planer Combination; Asphalt Heater Scarfire; Asphalt Spreader; Autograder/GOMACO or other similar type machines; ABG Paver; Backhoes with Caisson Attachment; Ballast Regulator; Belt Loader; Caisson Rigs; Car Dumper; Central Redi-Mix Plant; Combination Backhoe Front Endloader Machine, (1 cu. yd. Backhoe Bucket or over or with attachments); Concrete Breaker (Truck Mounted); Concrete Conveyor; Concrete Paver over 27E cu. ft.; Concrete Placer; Concrete Tube Float; Cranes, all attachments; Cranes, Tower

Cranes of all types: Creter Crane: Spider Crane; Crusher, Stone, etc.;

Derricks, All; Derrick Boats; Derricks, Traveling; Dredges;

Elevators, Outside type Rack & Pinion and Similar Machines; Formless

Curb and Gutter Machine; Grader, Elevating; Grader, Motor Grader,

Motor Patrol, Auto Patrol, Form Grader, Pull Grader, Subgrader; Guard

Rail Post Driver Truck Mounted; Hoists, One, Two and Three Drum; Heavy

Duty Self-Propelled Transporter or Prime Mover; Hydraulic Backhoes;

Backhoes with shear attachments up to 40' of boom reach; Lubrication

Technician; Manipulators; Mucking Machine; Pile Drivers and Skid Rig;

Pre-Stress Machine; Pump Cretes Dual Ram; Rock Drill - Crawler or Skid

Rig; Rock Drill - Truck Mounted; Rock/Track Tamper; Roto Mill

Grinder; Slip-Form Paver; Snow Melters; Soil Test Drill Rig (Truck

Mounted); Straddle Buggies; Hydraulic Telescoping Form (Tunnel);

Operation of Tieback Machine; Tractor Drawn Belt Loader; Tractor

Drawn Belt Loader (with attached pusher - two engineers); Tractor with

Boom; Tractaire with Attachments; Traffic Barrier Transfer Machine;

Trenching; Truck Mounted Concrete Pump with Boom; Raised or Blind Hole

Drills (Tunnel Shaft); Underground Boring and/or Mining Machines 5

ft. in diameter and over tunnel, etc; Underground Boring and/or Mining

Machines under 5 ft. in diameter; Wheel Excavator; Widener (APSCO).

Class 2. Batch Plant; Bituminous Mixer; Boiler and Throttle Valve; Bulldozers; Car Loader Trailing Conveyors; Combination Backhoe Front Endloader Machine (Less than 1 cu. yd. Backhoe Bucket or over or with attachments); Compressor and Throttle Valve; Compressor, Common Receiver (3); Concrete Breaker or Hydro Hammer; Concrete Grinding Machine; Concrete Mixer or Paver 7S Series to and including 27 cu. ft.; Concrete Spreader; Concrete Curing Machine, Burlap Machine, Belting Machine and Sealing Machine; Concrete Wheel Saw; Conveyor Muck Cars (Haglund or Similar Type); Drills, All; Finishing Machine - Concrete; Highlift Shovels or Front Endloader; Hoist - Sewer Dragging Machine; Hydraulic Boom Trucks (All Attachments); Hydro-Blaster; Hydro Excavating (excluding hose work); Laser Screed; All Locomotives, Dinky; Off-Road Hauling Units (including articulating) Non Self-Loading Ejection Dump; Pump Cretes: Squeeze Cretes - Screw Type Pumps, Gypsum Bulker and Pump; Roller, Asphalt; Rotary Snow Plows; Rototiller, Seaman, etc., self-propelled; Self-Propelled Compactor; Spreader - Chip - Stone, etc.; Scraper - Single/Twin Engine/Push and Pull; Scraper - Prime Mover in Tandem (Regardless of Size); Tractors pulling attachments, Sheeps Foot, Disc, Compactor, etc.; Tug Boats.

Class 3. Boilers; Brooms, All Power Propelled; Cement Supply Tender;

Compressor, Common Receiver (2); Concrete Mixer (Two Bag and Over);
Conveyor, Portable; Farm-Type Tractors Used for Mowing, Seeding, etc.;
Forklift Trucks; Grouting Machine; Hoists, Automatic; Hoists, All
Elevators; Hoists, Tugger Single Drum; Jeep Diggers; Low Boys; Pipe
Jacking Machines; Post-Hole Digger; Power Saw, Concrete Power Driven;
Pug Mills; Rollers, other than Asphalt; Seed and Straw Blower; Steam
Generators; Stump Machine; Winch Trucks with "A" Frame; Work Boats;
Tamper-Form-Motor Driven.

Class 4. Air Compressor; Combination - Small Equipment Operator;
Directional Boring Machine; Generators; Heaters, Mechanical; Hydraulic
Power Unit (Pile Driving, Extracting, or Drilling); Light Plants, All
(1 through 5); Pumps, over 3" (1 to 3 not to exceed a total of 300
ft.); Pumps, Well Points; Vacuum Trucks (excluding hose work); Welding
Machines (2 through 5); Winches, 4 Small Electric Drill Winches.

Class 5. SkidSteer Loader (all); Brick Forklifts; Oilers.

Class 6. Field Mechanics and Field Welders

Class 7. Dowell Machine with Air Compressor; Gradall and machines of

like nature.

OPERATING ENGINEER - FLOATING

Diver, Diver Wet Tender, Diver Tender, ROV Pilot, ROV Tender

SURVEY WORKER - Operated survey equipment including data collectors, G.P.S. and robotic instruments, as well as conventional levels and transits.

TRUCK DRIVER - BUILDING, HEAVY AND HIGHWAY CONSTRUCTION

Class 1. Two or three Axle Trucks. A-frame Truck when used for transportation purposes; Air Compressors and Welding Machines, including those pulled by cars, pick-up trucks and tractors; Ambulances; Batch Gate Lockers; Batch Hopperman; Car and Truck Washers; Carry-alls; Fork Lifts and Hoisters; Helpers; Mechanics Helpers and Greasers; Oil Distributors 2-man operation; Pavement Breakers; Pole Trailer, up to 40 feet; Power Mower Tractors; Self-propelled Chip Spreader; Skipman; Slurry Trucks, 2-man operation; Slurry Truck Conveyor Operation, 2 or 3 man; Teamsters;

Unskilled Dumpman; and Truck Drivers hauling warning lights, barricades, and portable toilets on the job site.

Class 2. Four axle trucks; Dump Crets and Adgetors under 7 yards; Dumpsters, Track Trucks, Euclids, Hug Bottom Dump Turnapulls or Turntrailers when pulling other than self-loading equipment or similar equipment under 16 cubic yards; Mixer Trucks under 7 yards; Ready-mix Plant Hopper Operator, and Winch Trucks, 2 Axles.

Class 3. Five axle trucks; Dump Crets and Adgetors 7 yards and over; Dumpsters, Track Trucks, Euclids, Hug Bottom Dump Turntrailers or turnapulls when pulling other than self-loading equipment or similar equipment over 16 cubic yards; Explosives and/or Fission Material Trucks; Mixer Trucks 7 yards or over; Mobile Cranes while in transit; Oil Distributors, 1-man operation; Pole Trailer, over 40 feet; Pole and Expandable Trailers hauling material over 50 feet long; Slurry trucks, 1-man operation; Winch trucks, 3 axles or more; Mechanic--Truck Welder and Truck Painter.

Class 4. Six axle trucks; Dual-purpose vehicles, such as mounted crane trucks with hoist and accessories; Foreman; Master Mechanic;

Self-loading equipment like P.B. and trucks with scoops on the front.

TERRAZZO FINISHER

The handling of sand, cement, marble chips, and all other materials that may be used by the Mosaic Terrazzo Mechanic, and the mixing, grinding, grouting, cleaning and sealing of all Marble, Mosaic, and Terrazzo work, floors, base, stairs, and wainscoting by hand or machine, and in addition, assisting and aiding Marble, Masonic, and Terrazzo Mechanics.

Other Classifications of Work:

For definitions of classifications not otherwise set out, the Department generally has on file such definitions which are available. If a task to be performed is not subject to one of the classifications of pay set out, the Department will upon being contacted state which neighboring county has such a classification and

provide such rate, such rate being deemed to exist by reference in this document. If no neighboring county rate applies to the task, the Department shall undertake a special determination, such special determination being then deemed to have existed under this determination. If a project requires these, or any classification not listed, please contact IDOL at 217-782-1710 for wage rates or clarifications.

LANDSCAPING

Landscaping work falls under the existing classifications for laborer, operating engineer and truck driver. The work performed by landscape plantsman and landscape laborer is covered by the existing classification of laborer. The work performed by landscape operators (regardless of equipment used or its size) is covered by the classifications of operating engineer. The work performed by landscape truck drivers (regardless of size of truck driven) is covered by the classifications of truck driver.

MATERIAL TESTER & MATERIAL TESTER/INSPECTOR I AND II

Notwithstanding the difference in the classification title, the classification entitled "Material Tester I" involves the same job duties as the classification entitled "Material Tester/Inspector I". Likewise, the classification entitled "Material Tester II" involves the same job duties as the classification entitled "Material Tester/Inspector II".

DATE: June 7, 2017

REQUEST FOR BOARD ACTION

| | | | |
|-----------------------|---|-------------------------------|--|
| AGENDA SECTION | Engineering & Construction Committee | ORIGINATING DEPARTMENT | Instrumentation/ Remote Facilities |
| ITEM | A Resolution Approving and Ratifying Certain Work Authorization Orders Under Quick Response Electrical Contract QRE-7/15 at the June 15, 2017, DuPage Water Commission Meeting (WAO 7.014, 7.015) Resolution No. R-13-17 | APPROVAL | <i>Jul</i> <i>[Signature]</i> <i>[Signature]</i> |

Account Numbers: 01-60-663300 (Total Maximum Cost \$10,860.00)

The Commission entered into certain agreements dated December 29, 2015, with McWilliams Electric Co. Inc. and with Windy City Electric Co. for quick response electrical work as needed through the issuance of Work Authorization Orders. Resolution No. R-13-17 would approve the following Work Authorization Order under the Quick Response Electrical Contracts:

Work Authorization Order No. 014: This work authorization is to McWilliams Electric Co. Inc., to test approximately 175' of buried 7/8" antenna cable between Meter Station 22A and Willowbrooks standpipe. If cable is good install new antenna at an approximately elevation of 40' on side of standpipe, if cable is bad replace and then install antenna. Work with Commission staff to aim antenna. Remove temporary antenna, cable, and mast and return to Commission. Last year Willowbrook had their standpipe painted and the antenna was removed and a temporary antenna system installed to maintain communications between the Commission and the meter station. McWilliams installed the temporary antenna system and from past jobs McWilliams owns equipment for testing the cable whereas Windy City hires it out at a much higher cost.

The total cost for this work if the antenna cable does not need to be replaced is estimated at \$3,900.00. If the antenna cable needs to be replaced the total estimated cost is \$5,800.00.

Work Authorization Order No. 015: This work authorization is to McWilliams Electric Co. Inc., to provide and replace two internally damaged electric supply disconnects, and a corroded J-Box enclosure with appropriate NEMA 4 enclosures at Tank Site 4. Moisture and ants found inside disconnects causing corrosion of the disconnect linkage and apparatus, J-Box is not an outdoor NEMA 4 enclosure.

| Contractor | Description of Work | Estimated Cost |
|---------------------|--|----------------|
| McWilliams Electric | Replace Disconnects & J-Box at Tank Site 4 | \$5,060.00 |
| Windy City Electric | Replace Disconnects & J-Box at Tank Site 4 | \$8,900.00 |

The total cost for this work is not known but is estimated at \$5,060.00.

MOTION: To adopt Resolution No. R-13-17.

DuPAGE WATER COMMISSION

RESOLUTION NO. R-13-17

**A RESOLUTION APPROVING AND RATIFYING
CERTAIN WORK AUTHORIZATION ORDERS
UNDER QUICK RESPONSE ELECTRICAL CONTRACT QRE-7/15
AT THE JUNE 15, 2017, DuPAGE WATER COMMISSION MEETING**

WHEREAS, the DuPage Water Commission (the "Commission") entered into certain agreements dated December 29, 2015, with McWilliams Electric Co. Inc. and with Windy City Electric Co., for quick response electrical work related to the Commission's Waterworks System (said agreements being hereinafter collectively referred to as "Contract QRE-7/15"); and

WHEREAS, Contract QRE-7/15 is designed to allow the Commission to direct one or more or all of the quick response electrical contractors to perform emergency electrical work, including without limitation electrical work that the Commission is unable to perform through its own personnel and with its own equipment, as needed through the issuance of Work Authorization Orders; and

WHEREAS, the need for such emergency electrical work could not have been reasonably foreseen at the time the contracts were signed;

NOW, THEREFORE, BE IT RESOLVED by the Board of Commissioners of the DuPage Water Commission as follows:

SECTION ONE: The foregoing recitals are by this reference incorporated herein and made a part hereof as findings of the Board of Commissioners of the DuPage Water Commission.

SECTION TWO: The Work Authorization Orders attached hereto and by this reference incorporated herein and made a part hereof as Exhibit 1 shall be and hereby are

Resolution No. R-13-17

approved and, if already issued, ratified because the Board of Commissioners of the DuPage Water Commission has determined, based upon the representations of staff, that the circumstances said to necessitate the Work Authorization Orders were not reasonably foreseeable at the time the contracts were signed, the Work Authorization Orders are germane to the original contracts as signed, and/or the Work Authorization Orders are in the best interest of the DuPage Water Commission and authorized by law.

SECTION THREE: This Resolution shall constitute the written determination required by Section 33E-9 of the Criminal Code of 1961 and shall be in full force and effect from and after its adoption.

AYES:

NAYS:

ABSENT:

ADOPTED this ____ day of _____, 2017

Chairman

ATTEST:

Clerk

Exhibit 1

WORK AUTHORIZATION ORDER

SHEET 1 OF 2

CONTRACT QRE-7/15: QUICK RESPONSE ELECTRICAL CONTRACT

PROJECT: QRE-7.014

LOCATION:

Meter Station 22A, 75th Street about half a mile East of Rte 83, Willowbrook Public Works

CONTRACTOR:

McWilliams Electric Co., Inc.

DESCRIPTION OF WORK:

Install antenna mast with new Yagi antenna (provided by DWC) on side of standpipe. Test buried 7/8" Heliac antenna cable between meter station building and standpipe to determine condition. If usable add necessary connectors, 1/2" Heliac cable jumper, grounding kits, and connect to new antenna on side of standpipe. If the buried 7/8" Heliac cable not usable replace with same type of cable, test cable, add proper grounding cables, 1/2" Heliac cable jumper and connect to antenna. Work with Commission staff to aim antenna. Remove temporary antenna, cable, and mast. Coil up 1/2" Heliac cable carefully and return with antenna and mast to DWC.

REASON FOR WORK:

The antenna for SCADA communication from the Willowbrook meter station has been mounted on the side of Willowbrooks standpipe at an elevation of approximately 40'. Willowbrook had standpipe painted and the painting contractor removed the antenna for painting. A temporary antenna system was installed to maintain communications. The painting of the standpipe is now complete and the 15' of antenna mast and antenna has been reinstalled on the side of the standpipe. Unfortunately, the contractor cut the cable when removing the upper 15' of antenna mast with antenna. Willowbrook would like the temporary antenna system removed and the original antenna system put back.

MINIMUM RESPONSE TIME:

None

COMMISSION-SUPPLIED MATERIALS, EQUIPMENT AND SUPPLIES TO BE INCORPORATED INTO THE WORK:

1 – Yagi Antenna

Required Heliac cable connectors, 1/2" cable, and ground kits.

THE WORK ORDERED PURSUANT TO THIS WORK AUTHORIZATION ORDER

IS IS NOT PRIORITY EMERGENCY WORK

SUBMITTALS REQUESTED:

None

SUPPLEMENTARY NOTIFICATION OF POTENTIALLY HAZARDOUS CONDITIONS:

None

SUPPLEMENTARY CONTRACT SPECIFICATIONS AND DRAWINGS:

None

DUPAGE WATER COMMISSION

By: _____
Signature of Authorized
Representative

DATE: _____

CONTRACTOR RECEIPT ACKNOWLEDGED AND DESIGNATION OF SAFETY REPRESENTATIVE:

By: _____
Signature of Authorized
Representative

Safety Rep: _____
Name and 24-Hr Phone No.

DATE: _____

WORK AUTHORIZATION ORDER

SHEET 1 OF 2

CONTRACT QRE-7/15: QUICK RESPONSE ELECTRICAL CONTRACT

PROJECT: QRE-7.015

LOCATION:

Tank Site 4, located on 75th Street in Naperville, about ½ mile West of Rt. 53

CONTRACTOR:

McWilliams Electric Co., Inc.

DESCRIPTION OF WORK:

Provide and replace two internally damaged electric supply fused disconnects and J-Box with appropriate NEMA 4 enclosures.

REASON FOR WORK:

Moisture and ants found inside of disconnects causing corrosion of the disconnect linkage and apparatus, J-Box is not an outdoor NEMA 4 enclosure.

MINIMUM RESPONSE TIME:

None

**COMMISSION-SUPPLIED MATERIALS, EQUIPMENT
AND SUPPLIES TO BE INCORPORATED INTO THE WORK:**

None

THE WORK ORDERED PURSUANT TO THIS WORK AUTHORIZATION ORDER

IS IS NOT PRIORITY EMERGENCY WORK

SUBMITTALS REQUESTED:

None

SUPPLEMENTARY NOTIFICATION OF POTENTIALLY HAZARDOUS CONDITIONS:

None

SUPPLEMENTARY CONTRACT SPECIFICATIONS AND DRAWINGS:

None

DUPAGE WATER COMMISSION

By: _____
Signature of Authorized
Representative

DATE: _____

CONTRACTOR RECEIPT ACKNOWLEDGED AND DESIGNATION OF SAFETY REPRESENTATIVE:


By: _____
Signature of Authorized
Representative

Safety Rep: _____
Name and 24-Hr Phone No.

DATE: _____

DATE: June 8, 2017

REQUEST FOR BOARD ACTION

| | | | |
|-----------------------|--|---|--|
| AGENDA SECTION | Omnibus Vote Requiring Super-Majority or Special Majority Vote | ORIGINATING DEPARTMENT | Facilities Construction/Safety Coordinator |
| ITEM | A Resolution Approving and Ratifying Certain Contract Change Orders for Masonry Rehabilitation and Window Replacement Work for the DuPage Water Commission at the June 15, 2017, DuPage Water Commission Meeting Resolution No. R-14-17 | APPROVAL  | |

Account Numbers: 01-60-771600

Resolution No. R-14-17 would approve the following Change Orders:

Change Order No. 2 for Masonry Rehabilitation and Window Replacement Work at the DuPage Pumping Station. There are several estimated quantities included in the Contract. The exact number of units was to be determined by Staff and the final Contract Price determined accordingly. The modified quantities and Contract Price modification is as listed in the table below. All other quantities remain unchanged.

| Item | Description | Unit | Contract Quantity | Price Per Unit | Adjusted Quantity | Final Quantity | Extension |
|--------------|-------------------------------|--------|-------------------|----------------|-------------------|----------------|---------------|
| 3 | Concrete Wall Patching | Sq.Ft. | 100 | \$210.00 | (100) | 0 | (\$21,000.00) |
| 4 | Concrete Crack Filling | L.Ft. | 500 | \$16.90 | (320) | 180 | (\$5,408.00) |
| 5 | Remove/Replace Face Brick | Sq.Ft. | 2,000 | \$54.20 | (794) | 1206 | (\$43,050.00) |
| 5a | Tuckpointing of Mortar Joints | Sq.Ft. | 1,000 | \$13.86 | (449) | 551 | (\$6,220.00) |
| 6a | Remove/Replace Caulked Joints | L.Ft. | 300 | \$10.40 | 150 | 450 | \$1,560.00 |
| 7 | Saw Cutting of Control Joints | L.Ft. | 200 | \$49.45 | 100 | 300 | \$4,945.00 |
| 8 | Cleaning of Brick Surfaces | Sq.Ft. | 4,000 | \$3.40 | (3,539) | 461 | (\$12,032.00) |
| Net Decrease | | | | | | | (\$81,205.00) |

Approval of this Change Order would decrease the net Contract Price by \$81,205.00 making the Final Contract Price \$239,710.00.

Approval of this Change Order does not authorize or necessitate a decrease in the Contract Price that is 50% or more of the original Contract Price nor, based upon the Contractor's sworn certification, authorize or necessitate an increase in the price of any subcontract under the Contract that is 50% or more of the original subcontract price.

Resolution No. R-x-17

| | | | |
|--|--|-------------------------------|--|
| AGENDA SECTION | Omnibus Vote Requiring Super-Majority or Special Majority Vote | ORIGINATING DEPARTMENT | Facilities Construction/Safety Coordinator |
| ITEM | A Resolution Approving and Ratifying Certain Contract Change Orders for Masonry Rehabilitation and Window Replacement Work for the DuPage Water Commission at the June 15, 2017, DuPage Water Commission Meeting Resolution No. R-14-17 | APPROVAL | |
| <p>This Change Order would also grant Final Acceptance of the Work and Allow the General Manager to make Final Payment, including the release of all monies held in Retainage, conditioned upon receipt of all contractually required documentation.</p> | | | |
| MOTION: To approve Resolution No. R-14-17. | | | |

DRAFT

DUPAGE WATER COMMISSION

RESOLUTION NO. R-14-17

A RESOLUTION APPROVING AND RATIFYING
CERTAIN CONTRACT CHANGE ORDERS AT THE
JUNE 15, 2017 DUPAGE WATER COMMISSION MEETING

BE IT RESOLVED by the Board of Commissioners of the DuPage Water Commission as follows:

SECTION ONE: The Change Orders set forth on Exhibit 1, attached hereto and by this reference incorporated herein and made a part hereof, shall be and hereby are approved and, if already issued, ratified because the Board of Commissioners of the DuPage Water Commission has determined, based upon the representations of staff and the Contractors, that the circumstances said to necessitate the changes were not reasonably foreseeable at the time the contracts were signed, the Change Orders are germane to the original contracts as signed and/or the Change Orders are in the best interest of the DuPage Water Commission and authorized by law.

SECTION TWO: This Resolution shall constitute the written determination required by Section 33E-9 of Article 33E of the Criminal Code of 1961 and shall be in full force and effect from and after its adoption.

AYES:

NAYS:

ABSENT:

ADOPTED this _____ day of _____, 2017.

Chairman

ATTEST:

Clerk

Exhibit 1

Resolution No. R-14-17

1. Change Order No. 2 for Masonry Rehabilitation and Window Replacement Work at the DuPage Pumping Station, for a reduction in Contract Price in the amount of \$81,205.00 due to the balancing of final quantities of unit price items and also to Grant Final Acceptance of the Work.

DUPAGE WATER COMMISSION
CHANGE ORDER

SHEET 1 OF 3

PROJECT NAME: DPPS Masonry Rehabilitation
And Window Replacements

CHANGE ORDER NO. 2

LOCATION: Elmhurst, Illinois

CONTRACT NO. N/A

CONTRACTOR: Mertes Contracting Corporation

DATE: June 15, 2017

I. A. DESCRIPTION OF CHANGES INVOLVED:

1. Balancing of final quantities of unit price items and grant Final Acceptance.

B. REASON FOR CHANGE:

1. Close out of indeterminate items.

C. REVISION IN CONTRACT PRICE:

1. Net Decrease of \$81,205.00 as detailed below.

| <u>Item</u> | <u>Description</u> | <u>Unit</u> | <u>Contract Quantity</u> | <u>Price Per Unit</u> | <u>Adjusted Quantity</u> | <u>Final Quantity</u> | <u>Extension</u> |
|--------------|-------------------------------|-------------|------------------------------|---------------------------|------------------------------|---------------------------|------------------|
| 3 | Concrete Wall Patching | Sq.Ft. | 100 | \$210.00 | (100) | 0 | (\$21,000.00) |
| 4 | Concrete Crack Filling | L.Ft. | 500 | \$16.90 | (320) | 180 | (\$5,408.00) |
| 5 | Remove/Replace Face Brick | Sq.Ft. | 2,000 | \$54.20 | (794) | 1206 | (\$43,050.00) |
| 5a | Tuckpointing of Mortar Joints | Sq.Ft. | 1,000 | \$13.86 | (449) | 551 | (\$6,220.00) |
| 6a | Remove/Replace Caulked Joints | L.Ft. | 300 | \$10.40 | 150 | 450 | \$1,560.00 |
| 7 | Saw Cutting of Control Joints | L.Ft. | 200 | \$49.45 | 100 | 300 | \$4,945.00 |
| 8 | Cleaning of Brick Surfaces | Sq.Ft. | 4,000 | \$3.40 | (3,539) | 461 | (\$12,032.00) |
| Net Decrease | | | | | | | (\$81,205.00) |

II. CHANGE ORDER CONDITIONS:

1. The Completion Date established in the Contract, as signed or as modified by previous Change Orders, is hereby extended by 0 days, keeping the final Completion Date N/A.
2. Any Work to be performed under this Change Order shall be provided, performed, and completed in full compliance with, and as required by or pursuant to, the Contract, including any Specifications and Contract Drawings for the Work to be performed under this Change Order and for Work of the same type as the Work to be performed under this Change Order, and as specified in the preceding "Description of Changes Involved."
3. Unless otherwise provided herein, all Work included in this Change Order shall be guaranteed and warranted as set forth in, and Contractor shall not be relieved from strict compliance with, the guaranty and warranty provisions of the Contract.
4. All Work included in this Change Order shall be covered under the Bonds and the insurance coverages specified in the Contract. If the Contract Price, including this Change Order, exceeds the Contract Price set forth in the Contract, as signed, by twenty percent (20%), Contractor shall submit to Owner satisfactory evidence of such increased coverage under the Bonds if requested by Owner.

III. ADJUSTMENTS IN CONTRACT PRICE:

| | | | |
|----|---|----|-------------------|
| 1. | Original Contract Price | \$ | <u>286,445.00</u> |
| 2. | Net (addition) (reduction) due to all previous Change Orders Nos. <u> 1 </u> to <u> 1 </u> | \$ | <u>34,470.00</u> |
| 3. | Contract Price, not including this Change Order | \$ | <u>320,915.00</u> |
| 4. | (Addition) Reduction to Contract Price due to this Change Order | \$ | <u>81,205.00</u> |
| 5. | Contract Price including this Change Order | \$ | <u>239,710.00</u> |

RECOMMENDED FOR ACCEPTANCE:

ACCEPTED: By my authorized signature below, being first duly sworn on oath, I certify on behalf of Contractor that this Change Order does not authorize or necessitate an increase in the price of any subcontract under the Contract that is 50% or more of the original subcontract price.


CONTRACTOR: Mertes Contracting Corporation

By: _____ (_____)
 Signature of Authorized Representative Date

DUPAGE WATER COMMISSION:

By: _____ (_____)
 Signature of Authorized Representative Date

REQUEST FOR BOARD ACTION

| | | | |
|-----------------------|---|---|----------|
| AGENDA SECTION | Engineering & Construction Committee | ORIGINATING DEPARTMENT | Pipeline |
| ITEM | A Resolution Awarding Quick Response Contract (Contract QR-11/17) Resolution No. R-15-17 | APPROVAL  | |

Account Number: 01-60-663100

The Commission entered into certain agreements beginning July 1, 2013 with John Neri Construction Co. Inc. and Rossi Contractors, Inc. for quick response construction work as needed through the issuance of Work Authorization Orders (Contract QR-10/13). These agreements are scheduled to end on June 30, 2017. Since these contracts are critical, it is staff's desire to enter into 2 new two-year contracts that would run through June 30, 2019, with the option of extending the contracts through June 30, 2021. These stand-by contractors perform construction work that the Commission is unable to perform through its own personnel and with its own equipment.

At the March 16th, 2017 Commission meeting, the Board approved Resolution R-8-17, Directing Advertisement for Bids For Quick Response Contract QR-11/17. Pursuant to this action and in accordance with Article VIII, Section 5 of the Commission's By-Laws, and as required by state statute, the Commission advertised for bids on two separate occasions in the *Chicago Tribune* and *The Daily Herald*. In addition, the Commission posted the advertisement on its website and solicited bids by direct invitation. Sealed bids were received until 1:00 p.m., local time, June 5th, 2017, at which time all bids were publicly opened and read aloud.

Of the Six contractors who examined the bidding documents prior to the bid opening, Three submitted proposals. All proposals complied with the bidding documents and contained no errors or omissions. The bid tabulation is as follows:

| Bidder | A | B | C | D | E |
|---------------------------------|-----|-----|------|-----|-------------|
| John Neri Construction Co. Inc. | 35% | 10% | 8.5% | 10% | \$5000.00 |
| Rossi Contractors Inc. | 30% | 8% | 8% | 10% | \$6,000.00 |
| Benchmark Construction | 55% | 15% | 0% | 20% | \$12,000.00 |

Due to the indeterminate need for, and uncertain scope of, work under the contract, bidders bid the work based upon the following pricing:

- A. For Labor, prevailing wage rate/union contract wage rate plus ___%
- B. For Incorporated Material and Supplies, actual cost plus ___%

| | | | |
|--|---|-------------------------------|----------|
| AGENDA SECTION | Engineering & Construction Committee | ORIGINATING DEPARTMENT | Pipeline |
| ITEM | A Resolution Awarding Quick Response Contract (Contract QR-11/17) Resolution No. R-15-17 | APPROVAL | |
| <p>C. For Owned and Rented Equipment Used, modified Bluebook rate plus ___%</p> <p>D. For Priority Work (3-hours or less response time), an additional ___% on the sum of items A, B and C</p> <p>E. For Insurance and Bonds, \$_____ per year</p> <p>Staff is recommending that a contract be awarded to John Neri Construction Co. Inc. and to Rossi Contractors, Inc. as the Commission reserved the right in the bidding documents to award a contract to one or more bidders to, among other things, motivate a contractor to prosecute efficiently any work ordered in order to obtain future work orders.</p> | | | |
| Motion: To Adopt Resolution R-15-17 | | | |

DUPAGE WATER COMMISSION

RESOLUTION NO. R-15-17

A RESOLUTION AWARDED
QUICK RESPONSE CONTRACT
(Contract QR-11/17)

WHEREAS, pursuant to Article VIII, Section 5 of the Commission's By-Laws, the DuPage Water Commission (the "Commission") invited proposals for quick response construction work related to the Commission's Waterworks System; and

WHEREAS, said bid proposals were required to be in compliance with the Commission's "Contract Documents" comprising Quick Response Contract QR-11/17; and

WHEREAS, the Commission received two conforming bids and reserved the right to award a contract for the Commission's Quick Response Contract QR-11/17 to one or more bidders; and

WHEREAS, the Commission has reviewed the proposals received and determined that the proposal of John Neri Construction Co. Inc. and the proposal of Rossi Contractors, Inc. comply with all applicable requirements of Article VIII of the Commission's By-Laws, are fully in compliance with requirements of the Commission's request for proposals and are deemed to be the most favorable to the interests of the Commission;

NOW, THEREFORE, BE IT RESOLVED by the Board of Commissioners of the DuPage Water Commission as follows:

SECTION ONE: The foregoing recitals are hereby incorporated herein as findings of the DuPage Water Commission.

Resolution No. R-15-17

SECTION TWO: The DuPage Water Commission hereby awards a contract for the DuPage Water Commission Quick Response Contract QR-11/17 to John Neri Construction Co. Inc. and Rossi Contractors, Inc. conditioned upon the receipt of all contractually required documentation.

SECTION THREE: This Resolution shall be in full force and effect from and after its adoption.

AYES:

NAYS:

ABSENT:

ADOPTED THIS ____ DAY OF _____, 2017.

Chairman

ATTEST:

Clerk

Board/Resolutions/R-15-17.docx



DuPage Water Commission

MEMORANDUM

TO: John Spatz, General Manager

FROM: Cheryl Peterson, Financial Administrator *CP* *CP*

DATE: May 9, 2017

SUBJECT: Accounts Payable Listings

Following is a summary of the Accounts Payable to be considered at the May 18, 2017 Commission meeting:

| | |
|---|-----------------------|
| April 12, 2017 to May 9, 2017 A/P Report | \$7,639,201.18 |
| Accrued and estimated payments required before June 2017 Commission meeting | <u>798,625.00</u> |
| Total | <u>\$8,437,826.18</u> |

cc: Chairman and Commissioners



Board Open Payable Report

As Of 05/09/2017

Summarized by Payable Account

| Payable Number | Description | Post Date | Payable Amount | Payable Count | Net Amount |
|---|---|--|----------------------------|---------------|--------------|
| Payable Account: 01-211000 - ACCOUNTS PAYABLE | | | | | |
| Vendor: 1812 17096P-1 | ACTION AUTOMATION Replacement motor and valve actuator | 04/30/2017 | 2,127.00 | (1) | 2,127.00 |
| Vendor: 1516 8411467 | ARAMARK REFRESHMENTS Supplies | 05/09/2017 | 58.68 | (1) | 58.68 |
| Vendor: 1802 BT1099988 | BAKER TILLY VIRCHOW KRAUSE, LLP PROFESSIONAL SERVICES: 3/28/17-4/18/17 | 04/30/2017 | 2,623.50 | (1) | 2,623.50 |
| Vendor: 1017 288-364242 | BATTERIES PLUS Batteries | 04/30/2017 | 33.90 | (1) | 33.90 |
| Vendor: 1980 52356 52357 | BEARY LANDSCAPE MANAGEMENT LAWN MAINTENANCE: April 2017 TANK SITE LANDSCAPING: April 2017 | 04/30/2017 04/30/2017 | 5,644.50 775.25 | (2) | 6,419.75 |
| Vendor: 2017 535 | BEDROCK EARTHSCAPES, LLC SERVICE VISIT - April 2017 | 04/30/2017 | 1,965.00 | (1) | 1,965.00 |
| Vendor: 2142 187723 | CITY OF AURORA Microbial Analysis - April 2017 | 04/30/2017 | 50.00 | (1) | 50.00 |
| Vendor: 1134 INV0001800 | CITY OF CHICAGO DEPARTMENT OF WATER LEX PUMP STATION LABOR: March 2017 | 04/27/2017 | 33,402.17 | (1) | 33,402.17 |
| Vendor: 1135 INV0001838 | CITY OF CHICAGO SUPERINTENDENT OF WATER COLLECTION WATER BILLING: April 2017 | 04/30/2017 | 7,563,732.16 | (1) | 7,563,732.16 |
| Vendor: 1821 160639 | COLLEY ELEVATOR COMPANY Elevator service for fire alarm testing | 04/30/2017 | 189.00 | (1) | 189.00 |
| Vendor: 2003 6170 | ECO CLEAN MAINTENANCE, INC. JANITORIAL SERVICE: April 2017 | 04/30/2017 | 1,552.98 | (1) | 1,552.98 |
| Vendor: 1233 00040616-00 00043277-00 | Elmhurst Occupational Health Employee Physicals Annual Physical and Respiratory Testing 2017 | 04/27/2017 04/30/2017 | 230.00 4,650.00 | (2) | 4,880.00 |
| Vendor: 1097 41349 41367 | ELMHURST PLAZA STANDARD INC. Vehicle Maint: M153835 Vehicle Maint: M78556 | 04/27/2017 04/27/2017 | 304.86 50.15 | (2) | 355.01 |
| Vendor: 2105 INV0001840 | FRANK LEANOS Employee Reimbursement: NFPA Training | 04/30/2017 | 36.38 | (1) | 36.38 |
| Vendor: 1892 INV0001841 | GORSKI & GOOD, LLP ATTORNEY FEE: April 2017 | 04/30/2017 | 2,686.72 | (1) | 2,686.72 |
| Vendor: 1055 9428335898 9428784962 | GRAINGER Maintenance Supplies Meter Station Supplies | 04/30/2017 04/30/2017 | 655.60 4,164.72 | (2) | 4,820.32 |
| Vendor: 1068 10416785 10431966 10437213 | HACH COMPANY Monthly Chemicals Chemicals Monthly chemicals | 04/30/2017 04/30/2017 04/30/2017 | 309.89 418.67 388.94 | (3) | 1,117.50 |
| Vendor: 1368 | HECTOR VILLEGAS | | | (1) | 27.93 |

Board Open Payable Report

As Of 05/09/2017

| Payable Number | Description | Post Date | Payable Amount | Net Amount |
|---|---|--|--|--|
| <u>INV0001842</u> | Employee reimbursement: NFPA Training | 04/30/2017 | 27.93 | 27.93 |
| Vendor: 1063 <u>200029061</u> | ILLINOIS SECTION AWWA Conference: Ladegaard | 04/27/2017 | 65.00 | 65.00 |
| Vendor: 1196 <u>327486</u> | KARA COMPANY, INC. Paint | 04/30/2017 | 629.80 | 629.80 |
| Vendor: 2154 <u>OSV000001063794</u> | Networkfleet, Inc. Monthly Diagnostics - April 2017 | 04/30/2017 | 265.30 | 265.30 |
| Vendor: 1395 <u>924029965001</u> <u>924030110001</u> <u>924030112001</u> | OFFICE DEPOT Office supplies Office supplies Office supplies | 05/09/2017 05/09/2017 05/09/2017 | 461.08 15.46 27.17 | 461.08 15.46 27.17 |
| Vendor: 2026 <u>38456</u> | ONYX Office supplies | 05/09/2017 | 271.59 | 271.59 |
| Vendor: 1113 <u>PM600263661</u> <u>PM600263662</u> <u>PM600263663</u> <u>PM600263664</u> <u>PM600263665</u> | PATTEN INDUSTRIES, INC. Emergency generator maintenance Emergency generator maintenance Emergency generator maintenance Emergency generator maintenance Emergency generator maintenance | 04/30/2017 04/30/2017 04/30/2017 04/30/2017 04/30/2017 | 698.50 469.25 469.25 469.25 504.50 | 698.50 469.25 469.25 469.25 504.50 |
| Vendor: 1059 <u>000000039-C045</u> <u>00000041-C045</u> | RED WING SHOE STORE Uniforms: Driscoll Uniforms: Foushi | 04/30/2017 04/30/2017 | 215.90 173.40 | 215.90 173.40 |
| Vendor: 1950 <u>2564</u> | RORY GROUP, LLC. CONSULTING FEE: May 2017 | 05/09/2017 | 1,500.00 | 1,500.00 |
| Vendor: 1777 <u>668933</u> | SCHNEIDER ELECTRIC BUILDINGS AMERICA, INC BAS system support | 04/18/2017 | 916.99 | 916.99 |
| Vendor: 1302 <u>71561</u> | SIR SPEEDY PRINTING AND MARKETING SERVICES Reprints of QR contract | 04/30/2017 | 293.46 | 293.46 |
| Vendor: 1043 <u>284618</u> <u>285471</u> | SOOPER LUBE Vehicle Maint: M63637 Vehicle Maintenance: M198872 | 04/18/2017 05/09/2017 | 36.95 45.70 | 36.95 45.70 |
| Vendor: 1040 <u>866407</u> <u>867513</u> <u>868573</u> <u>869664</u> | SPECIALTY MAT SERVICE MAT SERVICE: 4/6/17 MAT SERVICE: 4/13/17 MAT SERVICE: 4/20/17 MAT SERVICE: 4/27/17 | 04/30/2017 04/30/2017 04/30/2017 04/30/2017 | 156.24 156.24 156.24 156.24 | 156.24 156.24 156.24 156.24 |
| Vendor: 1121 <u>INV0001828</u> | SPI ENERGY GROUP Electrical consulting services D-001-009 | 04/30/2017 | 1,430.00 | 1,430.00 |
| Vendor: 1773 <u>3338028612</u> | STAPLES ADVANTAGE Office supplies | 05/09/2017 | 323.27 | 323.27 |
| Vendor: 2004 <u>72314</u> | STORINO RAMELLO & DURKIN Professional services | 04/30/2017 | 623.60 | 623.60 |
| Vendor: 1080 <u>025-186850</u> <u>13369</u> | TYLER TECHNOLOGIES, INC Incode Maintenance: 6/1/17-5/37/18 Credit for voided invoice 025-142997 | 04/30/2017 04/30/2017 | 1,598.87 -672.74 | 1,598.87 -672.74 |
| Vendor: 2096 <u>INV0001836</u> | William A. Fates Service as Treasurer: May 2017 | 05/09/2017 | 1,666.67 | 1,666.67 |

Board Open Payable Report

As Of 05/09/2017

| Payable Number | Description | Post Date | Payable Amount | Net Amount |
|----------------|-------------|-----------|---------------------------|---------------------|
| | | | Payable Account 01-211000 | Payable Count: (53) |
| | | | Total: | 7,639,201.18 |

Payable Account Summary

| Account | Count | Amount |
|------------------------------|--------------|---------------------|
| 01-211000 - ACCOUNTS PAYABLE | 53 | 7,639,201.18 |
| Report Total: | 53 | 7,639,201.18 |

Payable Fund Summary

| Fund | Count | Amount |
|----------------------|--------------|---------------------|
| 01 - WATER FUND | 53 | 7,639,201.18 |
| Report Total: | 53 | 7,639,201.18 |

**DUPAGE WATER COMMISSION
ITEMS TO BE PAID BY 6-15-17
Board Meeting Date: May 18, 2017**

| Estimate Amount | Description | Check Number | Payment Date | Payment Amount |
|-----------------|--|--------------|--------------|----------------|
| 52,000.00 | Blue Cross Blue Shield - Health Insurance | | | |
| 6,000.00 | Euclid Managers - Dental Insurance | | | |
| 10,000.00 | Illinois Public Risk Fund - Workers Comp. | | | |
| 200.00 | Envision Health Care - Administration Fees | | | |
| 300.00 | Healthiest You | | | |
| 20,000.00 | ComEd - Utility Charges | | | |
| 300,000.00 | Constellation (Exelon Energy) - Utility Charges | | | |
| 180,000.00 | City of Chicago - Lexington. Electric | | | |
| 21,000.00 | City of Chicago - Repairs & Maintenance | | | |
| 2,000.00 | City of Naperville -Meter Station Electric Bills | | | |
| 15,000.00 | Nicor - Gas | | | |
| 250.00 | Comcast - Internet Service | | | |
| 2,000.00 | AT & T - Telephone Charges | | | |
| 2,600.00 | AT & T - Scada Backhaul Network | | | |
| 1,000.00 | Fed - Ex - Postage/Delivery | | | |
| 5,000.00 | Procurement Card Charges | | | |
| 200.00 | Anderson - Pest Control | | | |
| 400.00 | Republic Services - Disposal Services | | | |
| 200.00 | Elecsys - Cell Data Services | | | |
| 1,500.00 | Konica Minolta - Copy and Lease Charges | | | |
| 525.00 | Pitney Bowes - Postage | | | |
| 8,000.00 | Grainger - Supplies for Operations | | | |
| 2,500.00 | Verizon - Wireless Service | | | |
| 1,250.00 | William Fates - Treasurer | | | |
| 5,000.00 | Baker Tilly | | | |
| 2,000.00 | Gorski & Good | | | |
| 1,500.00 | Rory Group | | | |
| 6,000.00 | John J. Millner & Assoc | | | |
| 7,000.00 | IT Savvy - Network Support | | | |
| 200.00 | Edward Coughlin/Ken Lafin - Security | | | |
| 250.00 | Storino Ramello & Durkin | | | |
| 500.00 | Local 399 Training courses | | | |
| 17,000.00 | Sikich | | | |
| 1,000.00 | Accurate Tank - Tank Testing | | | |
| 2,000.00 | Beary - Irrigation Repairs | | | |
| 100.00 | Beary - Meter Station Services | | | |
| 4,000.00 | Blackwood Associates - E-mail Services | | | |
| 400.00 | Cintas - Safety Supplies | | | |

**DUPAGE WATER COMMISSION
ITEMS TO BE PAID BY 6-15-17
Board Meeting Date: May 18, 2017**

| | |
|-----------|---|
| 500.00 | EH Wachs - Pipeline Supplies |
| 1,500.00 | Gas Depot - Gasoline |
| 80,000.00 | Gas Depot - Diesel Fuel |
| 500.00 | Green - April Window Cleaning |
| 300.00 | Hatfield & Company - Maintenance Supplies |
| 2,000.00 | HD Supply - Pipeline Supplies |
| 400.00 | IFMA - Membership Dues |
| 1,500.00 | IT Savvy - Configure Relay Server |
| 1,200.00 | McMaster Carr - Meter Station Supplies |
| 3,000.00 | Metro Valve - Actuator Motors |
| 200.00 | MK Battery - Batteries |
| 400.00 | Orr Safety - Pressure Testing |
| 500.00 | Patten - Generator Service |
| 7,000.00 | Power Process - Parts for Actuators |
| 6,000.00 | RA Adams - Truck Safety Lights |
| 750.00 | Red Wing - Safety Shoes |
| 3,000.00 | Schneider - BAS system support |
| 7,500.00 | Neri - Q-10 |
| 3,500.00 | Neri - Supplies for Valve Replacement |

798,625.00



DuPage Water Commission

MEMORANDUM

TO: John Spatz, General Manager

FROM: Cheryl Peterson, Financial Administrator *CP*

DATE: June 6, 2017

SUBJECT: Accounts Payable Listings

Following is a summary of the Accounts Payable to be considered at the June 15, 2017 Commission meeting:

| | |
|---|-----------------------|
| May 10, 2017 to June 6, 2017 A/P Report | \$8,567,785.73 |
| Accrued and estimated payments required before July 2017 Commission meeting | <u>1,267,315.00</u> |
| Total | <u>\$9,835,100.73</u> |

cc: Chairman and Commissioners



DuPage Water Commission

Board Open Payable Report

As Of 06/06/2017

Summarized by Payable Account

| Payable Number | Description | Post Date | Payable Amount | Payable Count | Net Amount |
|--|--|--------------------------|----------------|---------------|--------------------------|
| Payable Account: 01-211000 - ACCOUNTS PAYABLE | | | | | |
| Vendor: 1507 26721 | ACCURATE TANK TECHNOLOGIES, INC. Underground fuel and diesel tank testing | 05/31/2017 | 580.00 | (1) | 580.00 |
| Vendor: 1663 37910887 | AECOM Transmission Main to serve Bartlett | 05/23/2017 | 61,635.08 | (1) | 61,635.08 |
| Vendor: 2147 3135 | AJ's Lawnmower, Inc. Snowblower parts | 05/16/2017 | 36.00 | (1) | 36.00 |
| Vendor: 1291 SLS 10059517 | ALEXANDER CHEMICAL CORPORATION Sodium hypochlorite | 05/31/2017 | 1,849.90 | (1) | 1,849.90 |
| Vendor: 1886 4285609 4285611 | ANDERSON PEST SOLUTIONS EXTERMINATOR SERVICE EXTERMINATOR SERVICE | 06/02/2017 06/02/2017 | 75.00 95.00 | (2) | 170.00 75.00 95.00 |
| Vendor: 1516 8349608 | ARAMARK REFRESHMENTS Supplies | 05/31/2017 | 58.68 | (1) | 58.68 |
| Vendor: 1802 BT1124125 | BAKER TILLY VIRCHOW KRAUSE, LLP PROFESSIONAL SERVICES 4/27/17-5/23/17 | 05/31/2017 | 3,762.00 | (1) | 3,762.00 |
| Vendor: 1017 288-108517-01 | BATTERIES PLUS Batteries | 05/23/2017 | 117.50 | (1) | 117.50 |
| Vendor: 1437 152706 | BERKELEY AUTO SUPPLY INC. Filters for air compressors | 05/30/2017 | 154.56 | (1) | 154.56 |
| Vendor: 1692 28245 28347 | BRIDGEPOINT TECHNOLOGIES Hosting Servie: May 2017 Hosting Services: June 2017 | 05/23/2017 06/02/2017 | 45.00 45.00 | (2) | 90.00 45.00 45.00 |
| Vendor: 1134 INV0001890 | CITY OF CHICAGO DEPARTMENT OF WATER LEX PUMP STATION LABOR: April 2017 | 05/30/2017 | 30,491.90 | (1) | 30,491.90 |
| Vendor: 1135 INV0001895 | CITY OF CHICAGO SUPERINTENDENT OF WATER COLLECTION WATER BILLING: May 2017 | 05/31/2017 | 8,413,200.36 | (1) | 8,413,200.36 |
| Vendor: 1883 10540 | COOK COUNTY COLLECTOR Easement Fee 7/1/17-6/30/18 | 06/02/2017 | 2,995.00 | (1) | 2,995.00 |
| Vendor: 1981 31257 | DAWSONS TREE SERVICE INC. Tree removal | 05/31/2017 | 390.00 | (1) | 390.00 |
| Vendor: 1283 S108153 | E.H. WACHS Handheld valve operator data collectors | 05/30/2017 | 5,988.03 | (1) | 5,988.03 |
| Vendor: 2003 6237 | ECO CLEAN MAINTENANCE, INC. JANITORIAL SERVICE: May 2017 | 05/31/2017 | 1,552.98 | (1) | 1,552.98 |
| Vendor: 1097 41444 | ELMHURST PLAZA STANDARD INC. Vehicle Maintenance: M149226 | 05/23/2017 | 89.39 | (1) | 89.39 |
| Vendor: 1159 168348 | ENVISION HEALTHCARE, INC. ADMIN FEES: June 2017 | 06/02/2017 | 36.00 | (1) | 36.00 |
| Vendor: 1859 INV0001861 | FRED PRYOR SEMINARS Training | 05/23/2017 | 149.00 | (1) | 149.00 |

Board Open Payable Report

As Of 06/06/2017

| Payable Number | Description | Post Date | Payable Amount | Payable Count: | Net Amount |
|---|--|--------------------------|----------------|----------------------------|----------------------------|
| Vendor: <u>2100</u> <u>20175408211</u> | HealthiestYou Healthiest You | 06/02/2017 | 288.00 | (1) | 288.00 |
| Vendor: <u>1904</u> <u>05020070</u> | IT SAVVY LLC IT Network Support | 06/02/2017 | 6,701.00 | (1) | 6,701.00 |
| Vendor: <u>1111</u> <u>INV0001896</u> | NICOR GAS DPPS GAS SVC: 4/27/17-5/26/17 | 05/31/2017 | 1,151.58 | (1) | 1,151.58 |
| Vendor: <u>1059</u> <u>000000019-S045</u> | RED WING SHOE STORE Safety Boots: Castaneda, Villegas and Slattery | 05/31/2017 | 535.47 | (1) | 535.47 |
| Vendor: <u>1813</u> <u>FOCS106240</u> | ROESCH FORD Vehicle Repairs: M17195 | 05/31/2017 | 844.00 | (1) | 844.00 |
| Vendor: <u>1777</u> <u>673210</u> | SCHNEIDER ELECTRIC BUILDINGS AMERICA, INC Service call on Camera Security System | 05/23/2017 | 881.28 | (1) | 881.28 |
| Vendor: <u>1043</u> <u>286177</u> <u>286290</u> | SOOPER LUBE Vehicle Repairs: M66159 Vehicle Maint: M78556 | 05/31/2017 05/31/2017 | 36.95 54.94 | (2) | 91.89 |
| Vendor: <u>1121</u> <u>INV0001897</u> | SPI ENERGY GROUP Electrical Consulting Services D-001-009 | 05/31/2017 | 1,560.00 | (1) | 1,560.00 |
| Vendor: <u>2029</u> <u>0000249547</u> | TREE TOWNS IMAGING & COLOR GRAPHICS Print of Meter Station Drawings | 05/31/2017 | 118.00 | (1) | 118.00 |
| Vendor: <u>1080</u> <u>025-189858</u> | TYLER TECHNOLOGIES, INC Incode Maintenance: 7/1/17-6/30/18 | 05/30/2017 | 2,664.90 | (1) | 2,664.90 |
| Vendor: <u>1427</u> <u>100547-00</u> | VILLA PARK ELECTRICAL SUPPLY CO., INC. Surge Protective Devices | 05/31/2017 | 445.50 | (1) | 445.50 |
| Vendor: <u>2096</u> <u>INV0001898</u> | William A. Fates Service as Treasurer: June 2017 | 06/02/2017 | 1,666.67 | (1) | 1,666.67 |
| Vendor: <u>2127</u> <u>18482</u> | Windy City Electric Co. QRE 7.012 | 05/31/2017 | 27,491.06 | (1) | 27,491.06 |
| Payable Account 01-211000 | | | | Payable Count: (35) | Total: 8,567,785.73 |

Payable Account Summary

| Account | Count | Amount |
|------------------------------|-----------|---------------------|
| 01-211000 - ACCOUNTS PAYABLE | 35 | 8,567,785.73 |
| Report Total: | <u>35</u> | <u>8,567,785.73</u> |

Payable Fund Summary

| Fund | Count | Amount |
|-----------------|-----------|---------------------|
| 01 - WATER FUND | 35 | 8,567,785.73 |
| Report Total: | <u>35</u> | <u>8,567,785.73</u> |

**DUPAGE WATER COMMISSION
ITEMS TO BE PAID BY 7-20-17
Board Meeting Date: June 15, 2017**

| Estimate Amount | Description | Check Number | Payment Date | Payment Amount |
|-----------------|--|--------------|--------------|----------------|
| 52,000.00 | Blue Cross Blue Shield - Health Insurance | | | |
| 6,000.00 | Euclid Managers - Dental Insurance | | | |
| 10,000.00 | Illinois Public Risk Fund - Workers Comp. | | | |
| 200.00 | Envision Health Care - Administration Fees | | | |
| 300.00 | Healthiest You | | | |
| 20,000.00 | ComEd - Utility Charges | | | |
| 300,000.00 | Constellation (Exelon Energy) - Utility Charges | | | |
| 180,000.00 | City of Chicago - Lexington. Electric | | | |
| 21,000.00 | City of Chicago - Repairs & Maintenance | | | |
| 2,000.00 | City of Naperville -Meter Station Electric Bills | | | |
| 15,000.00 | Nicor - Gas | | | |
| 250.00 | Comcast - Internet Service | | | |
| 2,000.00 | AT & T - Telephone Charges | | | |
| 2,600.00 | AT & T - Scada Backhaul Network | | | |
| 1,000.00 | Fed - Ex - Postage/Delivery | | | |
| 5,000.00 | Procurement Card Charges | | | |
| 200.00 | Anderson - Pest Control | | | |
| 400.00 | Republic Services - Disposal Services | | | |
| 200.00 | Elecsys - Cell Data Services | | | |
| 1,500.00 | Konica Minolta - Copy and Lease Charges | | | |
| 525.00 | Pitney Bowes - Postage | | | |
| 8,000.00 | Grainger - Supplies for Operations | | | |
| 2,500.00 | Verizon - Wireless Service | | | |
| 1,700.00 | William Fates - Treasurer | | | |
| 5,000.00 | Baker Tilly | | | |
| 5,000.00 | Gorski & Good | | | |
| 1,500.00 | Rory Group | | | |
| 6,000.00 | John J. Millner & Assoc | | | |
| 7,000.00 | IT Savvy - Network Support | | | |
| 200.00 | Edward Coughlin/Ken Lafin - Security | | | |
| 1,000.00 | Storino Ramello & Durkin | | | |
| 500.00 | Local 399 Training courses | | | |
| 18,000.00 | Sikich | | | |
| 15,100.00 | AECOM - Bartlett | | | |
| 1,500.00 | Atomotic Mechanical - HVAC Services | | | |
| 1,140.00 | Bedrock Earthscapes - Native Prairie Maint. | | | |
| 4,000.00 | Blackwood Associates - E-mail Threat Prev. | | | |
| 50.00 | City of Aurora - Water testing | | | |


DUPAGE WATER COMMISSION
ITEMS TO BE PAID BY 7-20-17
Board Meeting Date: June 15, 2017

500.00 Comprehensive Communications - Antennas
500,000.00 Era-Valdivia - Standpipe Painting
450.00 Five Star - Gas Monitor Sensors
8,000.00 GexPro - Generator System PLC Parts
900.00 IFMA - Conference expenses
8,700.00 IT Savvy - ASG Engineering Services
700.00 Nafisco - Temporary Traffic Control
300.00 Networkfleet - Vehicle GPS
2,150.00 Nugent Consulting - Insurance Consulting
900.00 Office Depot - Office Supplies
800.00 Specialty Mat - Mat Cleaning
400.00 Staples - Office Supplies
150.00 Villa Park Electric - Main Breaker
45,000.00 Mertes - Masonry Rehab and Window Repl.

1,267,315.00

DATE: June 8, 2017

REQUEST FOR BOARD ACTION

| | |
|---|---|
| AGENDA SECTION Commission Board | ORIGINATING DEPARTMENT General Manager's Office |
| ITEM A Resolution Approving and Authorizing the Execution of a Collective Bargaining Agreement with the International Union of Operating Engineers Local 399 (AFL-CIO) Resolution No. R-16-17 | APPROVAL  |
| Account Number: 01-60-611200 | |
| <p>In March of 2017, the Commission received a Certificate of Unit Clarification from the State of Illinois Labor Relations Board stating that union employees represented by Local 150 have been reclassified into Local 399.</p> <p>After receiving notification from International Union of Operating Engineers Local 399 (AFL-CIO), the DuPage Water Commission's Chairman, General Manager, and others on behalf of the Commission reopened the collective bargaining negotiations between the Commission and Local Union 399. The new proposed Agreement for Local 399 will be discussed in Executive Session.</p> <p>Note: A three year contract between the Commission and Local Union 399 was negotiated and agreed upon by both parties.</p> <p>Resolution R-16-17 would approve and authorize the execution of the proposed Agreement.</p> | |
| MOTION: To approve Resolution No. R-16-17. | |

Resolution No. R-16-17

DuPAGE WATER COMMISSION
RESOLUTION NO. R-16-17

A RESOLUTION APPROVING AND AUTHORIZING THE EXECUTION OF
A COLLECTIVE BARGAINING AGREEMENT WITH
THE INTERNATIONAL UNION OF OPERATING ENGINEERS LOCAL 399 (AFL-CIO)

WHEREAS, one group of employees of the DuPage Water Commission represented by International Union of Operating Engineers Local 399 (AFL-CIO) ("*Local 399*"), the Chairman, General Manager and others have engaged in collective bargaining with Local 399 on behalf of the Commission; and

WHEREAS, Local 399 has approved the Collective Bargaining Agreement Between Local 399 and the Commission for the period of May 1, 2017 through April 30, 2020, as presented to the Board of Commissioners of the DuPage Water Commission; and

WHEREAS, the Board of Commissioners of the DuPage Water Commission has determined that it is reasonable and in the best interest of the Commission to approve the Collective Bargaining Agreement as presented to the Commission;

NOW, THEREFORE, BE IT RESOLVED by the Board of Commissioners of the DuPage Water Commission as follows:

SECTION ONE: Recitals. The foregoing recitals are hereby incorporated herein and made a part hereof as findings of the Board of Commissioners of the DuPage Water Commission.

SECTION TWO: Approval of Agreement. The Commission does hereby approve:

A. The Collective Bargaining Agreement Between Local 399 and the Commission for the period of May 1, 2017 through April 30, 2020 in substantially the form attached hereto and by this reference incorporated herein and made a part hereof as Exhibit 1.

Resolution No. R-16-17

SECTION THREE: Execution. The General Manager shall be and hereby is authorized and directed to execute the Collective Bargaining Agreement in substantially the form attached hereto as Exhibit 1; provided, however, that the document described in Section 2.A above shall not be so executed on behalf of the Commission unless and until the General Manager shall have been presented with copies of the document executed by Local 399.

SECTION FOUR: Effective Date. This Resolution shall be in full force and effect from and after its adoption by a majority affirmative vote of all of the Commissioners including the affirmative votes of at least 1/3 of the Commissioners appointed by the County Board Chairman and 40% of the Commissioners appointed by the Mayors.

AYES:

NAYS:

ABSENT:

ADOPTED THIS _____ DAY OF _____, 2017.

Chairman

ATTEST:

Clerk

EXHIBIT 1


Please see Executive Session Packet for Document



DuPage Water Commission

MEMORANDUM

TO: Chairman Zay and Commissioners

FROM: John F. Spatz
General Manager 

DATE: May 11, 2017

SUBJECT: April 2017 Invoice

I reviewed the Gorski & Good, LLP (Schrott, Luetkehans & Garner) April 2017 invoice for services rendered during the period April 1, 2017 – April 30, 2017 and recommend it for approval. This invoice should be placed on the June 15, 2017 Commission meeting accounts payable.

April 2017
 Gorski & Good /
 (Schirott, Luetkehans & Garner)

| CATEGORY | <u>FEEES</u> | <u>HOURS BILLED</u> | <u>AVERAGE HOURLY RATE</u> | <u>ATTORNEYS & PARALEGALS EMPLOYED</u> | <u>MAJOR ACTIVITIES</u> |
|----------|-------------------|-------------------------|------------------------------------|---|---|
| General | \$2,680.00 | 13.4 | \$200.00 | Good (.4 @ \$200/hr.) Luetkehans (10.6 @ \$200/hr.) Armstrong (2.4 @ \$200/hr.) | various (meetings, conference calls, review policies, correspondence, Board packet material and attend Board meeting) |
| Misc: | <u>\$6.72</u> | | | | |
| | <u>\$2,686.72</u> | <u>13.4</u> | <u>\$200.00</u> | | |



DuPage Water Commission

MEMORANDUM

TO: Chairman Zay and Commissioners

FROM: John F. Spatz
General Manager

A handwritten signature in black ink, appearing to be "JS", is written to the right of the name "John F. Spatz".

DATE: June 9, 2017

SUBJECT: May 2017 Invoice

I reviewed the Gorski & Good, LLP (Schrott, Luetkehans & Garner) May 2017 invoice for services rendered during the period May 1, 2017 – May 31, 2017 and recommend it for approval. This invoice should be placed on the June 15, 2017 Commission meeting accounts payable.

May 2017
 Gorski & Good /
 (Schirrott, Luetkehans & Garner)


| CATEGORY | <u>FEES</u> | <u>HOURS BILLED</u> | <u>AVERAGE HOURLY RATE</u> | <u>ATTORNEYS & PARALEGALS EMPLOYED</u> | <u>MAJOR ACTIVITIES</u> |
|----------|----------------|---------------------|----------------------------|---|--|
| General | \$4,300.00 | 21.5 | \$200.00 | Jones (.1 @ \$200/hr.) Luetkehans (13.3 @ \$200/hr.) Garner (2.2 @ \$200/hr.) Armstrong (2.4 @ \$200/hr.) | various (meetings, conference calls, review correspondence, travel policy, and easement agreement) |
| Misc: | <u>\$73.01</u> | <u>21.5</u> | <u>\$200.00</u> | | |
| | \$4,373.01 | | | | |



DuPage Water Commission

MEMORANDUM

TO: Chairman Zay and Commissioners

FROM: John F. Spatz
General Manager 

DATE: June 8, 2017

SUBJECT: April 2017 Invoice

I reviewed the Storino Ramello & Durkin April 2017 invoice for services rendered during the period April 1, 2017 – April 30, 2017 and recommend it for approval. This invoice should be placed on the June 15, 2017, Commission meeting accounts payable.

April 2017

Storino Ramello & Durkin

| CATEGORY | <u>FEES</u> | <u>TOTAL HOURS BILLED</u> | <u>AVERAGE HOURLY RATE</u> | <u>ATTORNEYS & PARALEGALS EMPLOYED</u> | <u>MAJOR ACTIVITIES</u> |
|-----------|-----------------|-----------------------------------|------------------------------------|--|--|
| M. Durkin | \$165.00 | 0.75 | \$220.00 | M. Durkin (0.75 @ \$220/hr.) | various items relating to Collective |
| A. Durkin | \$0.00 | 0.00 | \$200.00 | A. Durkin (0.00 @ \$200/hr.) | Bargaining Unit Local Unions 150 and 399 |
| M. Wolf | \$0.00 | 0.00 | \$200.00 | M. Wolf (0.00 @ \$200/hr.) | |
| | <u>\$165.00</u> | <u>0.75</u> | | | |



DuPage Water Commission

MEMORANDUM

TO: Chairman Zay and Commissioners

FROM: John F. Spatz
General Manager

A handwritten signature in black ink, appearing to be "J. Spatz", is written over the name "John F. Spatz" in the "FROM" field.

DATE: June 8, 2017

SUBJECT: March 2017 Invoice

I reviewed the Storino Ramello & Durkin March 2017 invoice for services rendered during the period March 1, 2017 – March 31, 2017 and recommend it for approval. This invoice should be placed on the June 15, 2017, Commission meeting accounts payable.

March 2017

Storino Ramello & Durkin

| CATEGORY | <u>FEES</u> | <u>TOTAL HOURS BILLED</u> | <u>AVERAGE HOURLY RATE</u> | <u>ATTORNEYS & PARALEGALS EMPLOYED</u> | <u>MAJOR ACTIVITIES</u> |
|-----------|-----------------|-----------------------------------|------------------------------------|--|--|
| M. Durkin | \$523.60 | 2.38 | \$220.00 | M. Durkin (2.38 @ \$220/hr.) | various items relating to Collective Bargaining Unit Local Unions 150 and 399 |
| A. Durkin | \$100.00 | 0.50 | \$200.00 | A. Durkin (0.50 @ \$200/hr.) | |
| M. Wolf | \$0.00 | 0.00 | \$200.00 | M. Wolf (0.00 @ \$200/hr.) | |
| | <u>\$623.60</u> | <u>2.88</u> | | | |