



DuPage Water Commission

30 YEARS OF SERVICE
Pure. Essential. Stewardship.

DuPage Water Commission

Fiscal Year 2024 - 2025

Tentative Draft Budget

May 1, 2024 to April 30, 2025

March 1, 2024



MEMORANDUM

To: DWC Customers
From: Paul D. May, General Manager
Date: 3/1/2024
Subject: **FY 2024-2025 Tentative Draft Management Budget**

The Board of Commissioners is currently reviewing the tentative draft management budget for the fiscal year 2024-2025. Attached, please find the draft budget for your records as required by Section 7(k) of the Water Purchase Contract. This draft is subject to further review and adoption by the Board of Commissioners and will be formally acted on at the April DWC meeting. Please feel free to share this information with pertinent personnel in your organization.

This budget is scheduled to be adopted on April 18, 2024 at 6:30 PM. If you have questions regarding the budget, please do not hesitate to contact me at (630) 834-0100.

Proposed Rate Notice:

The proposed budget contemplates a 3.4% increase in the Chicago Water Commodity Rate; DWC intends to adjust the DWC Resale Rate accordingly, 3.4% from \$5.39 to **\$5.58 / thousand gallons** (rounded up to the nearest cent), effective May 1, 2024.

CC: Chairman and Commissioners



MEMORANDUM

To: DWC Contract Customers

From: Paul D. May, P.E., General Manager

Date: 3/1/2024

Subject: Fiscal Year 2024-2025 Tentative Draft Management Budget – Executive Summary

I am pleased to present the FY 2024-25 Draft Management Budget, attached. The DuPage Water Commission recognizes the critical nature of our service to the communities in DuPage County, including each business and resident within our service area. It is our mission and central purpose to ensure that essential water service is provided at all times, and that the complex assembly of mechanical and infrastructure assets are managed to provide continual reliability, and to preserve and enhance operational functionality and resiliency.

Furthermore, DWC recognizes that it is our responsibility to serve as prudent stewards for not only the water resources of our region, but for the financial resources as well. The proposed budget takes a forward-looking view to ensure a financial position adequate to fund a significant multi-year capital program, but also acknowledges the achievement of target reserve fund balances as established by our reserve fund policy. Therefore, a \$9.5M loss has been contemplated in the proposed budget based upon an assumption of stable consumption.

- **Proposed Rate:** The Budget for fiscal year 2024-2025, which extends through April 2025, reflects a 3.4% increase in the Commission's total water rate (rounded up to the nearest cent). The DWC water rate will increase \$0.19 per thousand gallons from \$5.39 to \$5.58 per thousand gallons. This increase is due to an anticipated 3.4% water rate increase from the City of Chicago from \$4.54 to \$4.70 based on the increase in the Consumer Price Index which was approximately 3.4% as of December 2023. The Chicago water rate increase is capped at 5% per City Ordinance.
- **Consumption Volume:** The Budget contemplates stable water consumption, for a projected total annual consumption of approximately 26 billion gallons. Actual water consumption is highly dependent upon summer weather conditions.
- **Debt Position:** DWC continues to operate free of debt; therefore, no debt service payments and corresponding fixed fee revenue is included in the budget.

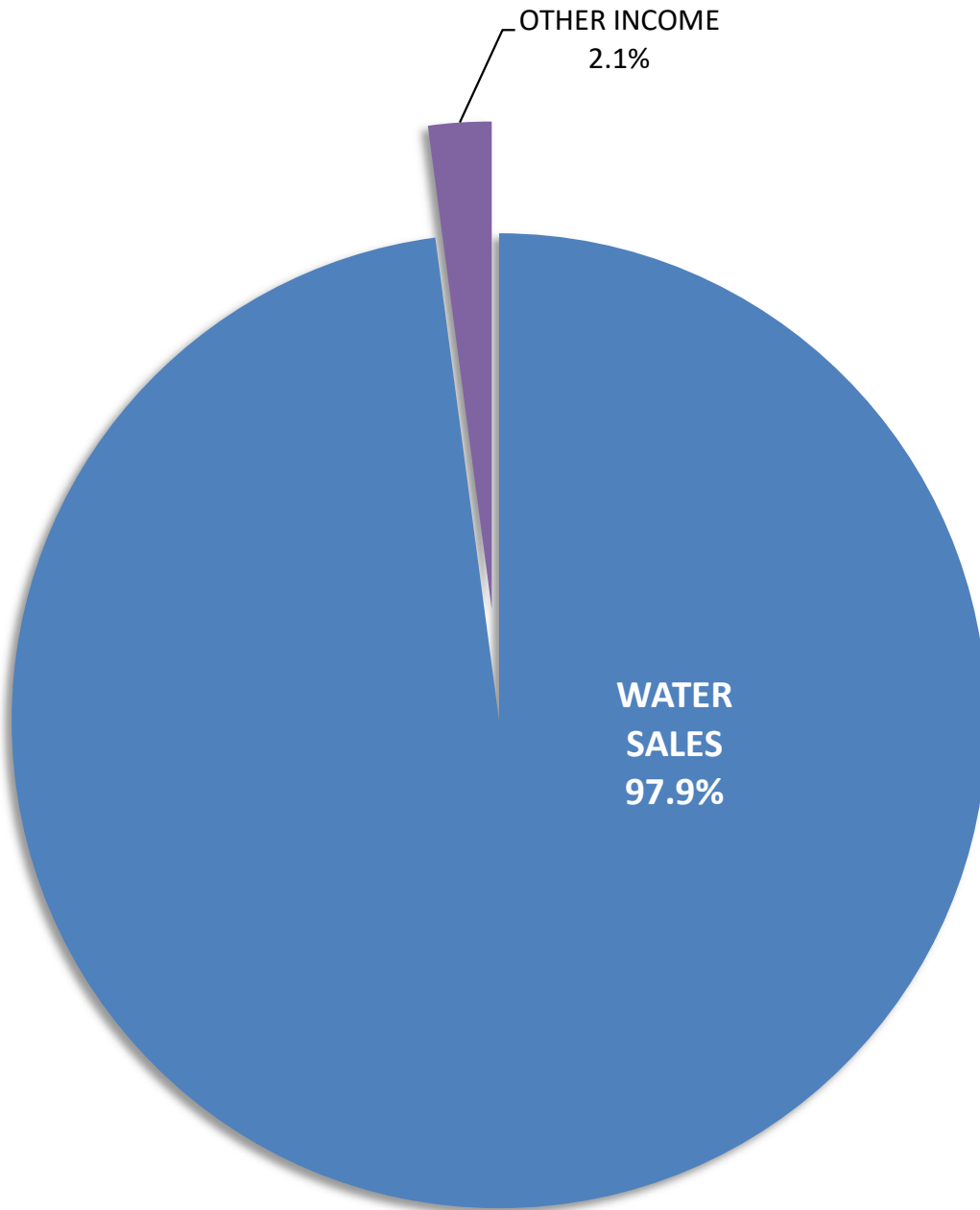
- Commodity Cost: Total commodity cost for water from the City of Chicago is budgeted at \$122M, a \$4.2M increase year-to-year. The commodity cost represents:
 - 93% of direct water distribution costs
 - 86% of total operating costs less capital investment
 - 78% of total expenditures including capital investment

- Operating Expenses: Total budgeted operating expenses (excluding construction) increase by \$5.0 million versus the previous year, from approximately \$148.1M to \$153.1M, a 3.4% year-to-year change. The main drivers are as follows:
 - \$4.2M increase in water commodity costs from the City of Chicago from \$117.9 million to \$122.1 million. This amount is based on the expectation of a 3.4% water rate increase from the City of Chicago.
 - \$313K increase in total personnel services are budgeted to increase related to wage and salary adjustments, overtime, pension and medical benefits, a 4.8% year-to-year change.
 - \$251K increase in minor capital investments, primarily due to cyclic costs associated with restocking pipe repair components including replacement pipe, sleeves, and clamps, a 65% year-to-year change.
 - \$125K increase in insurance expenses due to projected increases in property and umbrella coverage, a 12.6% year-to-year change.
 - Depreciation expenses are budgeted to remain flat from the previous fiscal year's budget.
 - Capital construction expenditures for fiscal year 2024-2025 are budgeted at \$14.7M. Capital costs are listed separately from operating accounts. The Commission has included a Five-Year Capital Improvement Plan for 2025-2039.

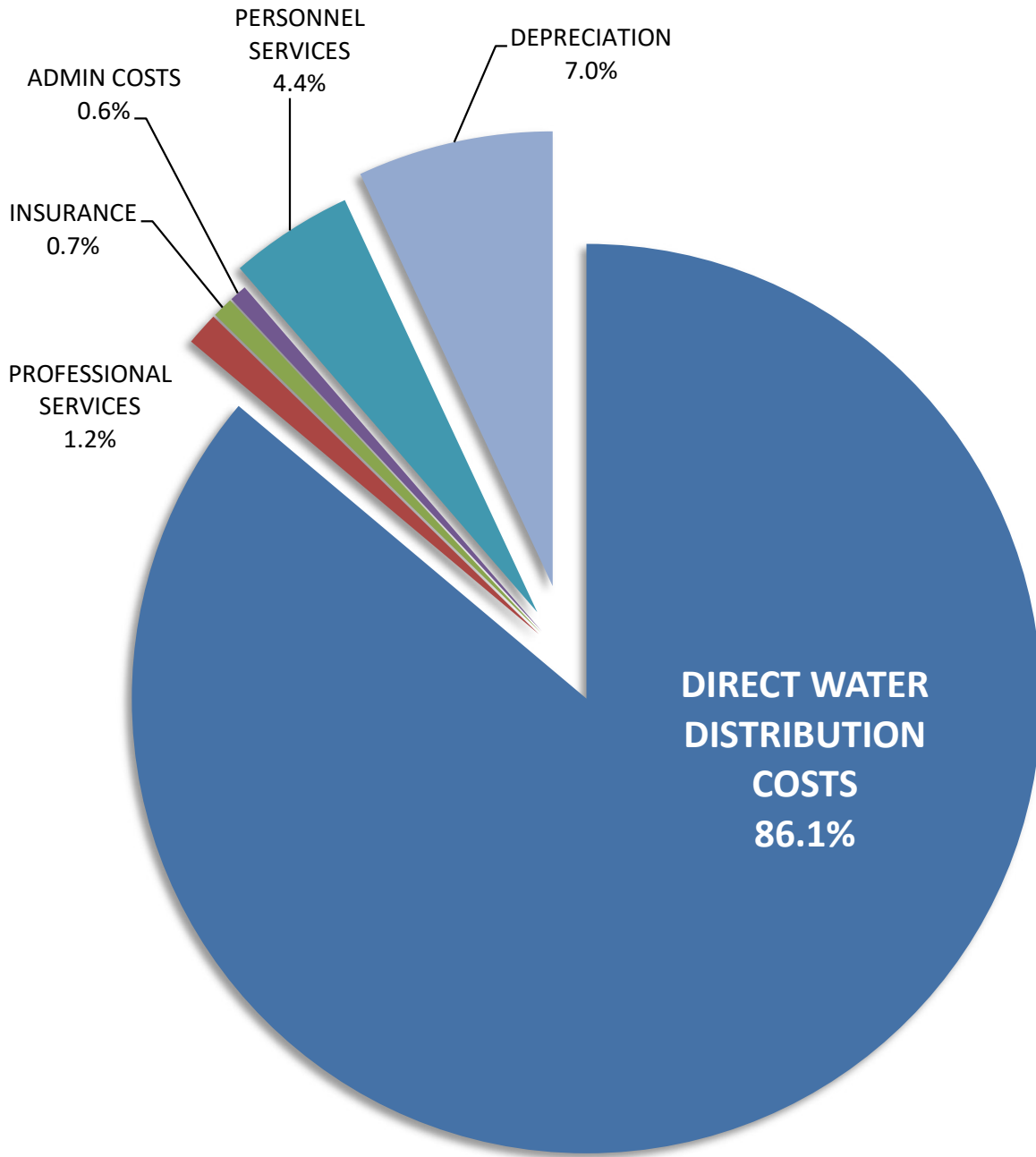
- Revenue: Total budgeted revenues are budgeted to increase by \$2.4 million versus the previous year, from \$141.2M to \$143.7M. The main drivers are as follows:
 - + \$4.8M from water sales. On May 1, 2024, the total Charter Customer's water rate will be adjusted from \$5.39 to \$5.58 per thousand gallons, yielding additional revenue of \$4.8M, a 3.5% year-to-year change from approximately \$135.9M to \$140.6M.
 - + \$2.0M in investment income is budgeted year-to-year which reflects a more positive investment environment and associated yields on reserve funds.
 - (- \$4.4M) million in revenue from subsequent customers has been budgeted year-to-year, as all subsequent customer obligations have been fully reconciled at the end of the previous 40-year contract.

- Budgeted Net Operating Loss:
 The FY 2024-25 budget contemplates revenue of \$143.7M and expenses of \$153.1M, for a budgeted loss of \$9.48M.

**DuPage Water Commission
2024-2025 Budget Projection
Revenues: \$143,657,754**



**DuPage Water Commission
2024-2025 Budget Projection
Expenses \$153,137,977**





March 1, 2024,

PAGE 1

TOTAL REVENUES AND OPERATING EXPENSES

The total DWC Customer water rate will increase on May 1, 2024 from \$5.39 to \$5.58 per thousand gallons. The operation and maintenance component of the water rate is \$5.58 per thousand gallons and the fixed cost equivalent will remain at \$0.00 per thousand gallons. The \$0.19 DWC rate increase in 2024 is primarily the result of the anticipated 3.4% increase in the commodity water rate from the City of Chicago (\$0.16 / thousand gallons from \$4.54 to \$4.70 /thousand gallons).

On June 1, 2016, the Commission stopped collecting sales tax, therefore no tax revenue is budgeted.

Total budgeted operating expenditures for the FY 2024-2025 budget are expected to increase primarily due to increases in commodity water rates, insurance costs, and professional services.

CAPITAL IMPROVEMENT EXPENDITURES

Construction projects for fiscal year 2024-2025 include:

- Generator building improvements (multi-year)
- SCADA system, cathodic protection (multi-year)
- Building remodeling & upgrades (multi-year)
- Pipeline corrosion protection program(s)
- Valve replacement & rehabilitation
- Large diameter valve / redundancy repair & replacement
- Condition Assessment repair & Maintenance project(s)
- Source Water Project

ESCROW-FUNDED CONSTRUCTION EXPENDITURES

System expansion construction projects (such as WaterLink) are funded by escrows established for each distinct project, and funded by the beneficiary party:

- WaterLink pipeline extension / system expansion (Montgomery, Oswego, & Yorkville)
- Lombard additional metering station
- Aqua Illinois / Oak Brook watermain connections

DuPAGE WATER COMMISSION
 TENTATIVE DRAFT MANAGEMENT BUDGET
 MAY 1, 2024 TO APRIL 30, 2025

ACCT #	ACCOUNT TITLE	TOTAL FROM	WATER FUND FY 22-23 ACTUAL	WATER FUND FY 23-24 BUDGET	WATER FUND FY 23-24 PROJECTED	WATER FUND FY 24-25 BUDGET	% CHANGE FY 23-24 BUDGET VS FY 23-24 BUDGET PROJECTED	% CHANGE FY 23-24 BUDGET VS FY 24-25 BUDGET
01	500000							
	REVENUES							
01	511000	PAGE 3	138,791,967	135,863,321	140,000,000	140,652,566	3.0%	3.5%
01	512000	PAGE 3	0	0	0	0		
01	513000	PAGE 3	3,571,443	4,358,145	4,358,145	0	0.0%	-100.0%
01	514000	PAGE 3	20,354	21,775	37,000	22,250	69.9%	2.2%
01	530010	PAGE 3	74,289	0	40,000	0		
01	530030	PAGE 3	0	0	0	0		
01	581000	PAGE 3	2,315,864	989,388	2,989,388	2,982,938	202.1%	201.5%
01	590000	PAGE 3	43,695	0	17,000	0		
01	592000	PAGE 3	0	0	0	0		
	TOTAL REVENUE		144,817,612	141,232,629	147,441,533	143,657,754	4.4%	1.7%
01	60 600000							
	OPERATING EXPENDITURES							
01	60 600000	PAGE 5	0	0	0	0		
01	60 610000	PAGE 5	5,189,115	6,421,538	5,932,100	6,734,923	-7.6%	4.9%
01	60 620000	PAGE 7	1,418,358	1,743,600	1,512,400	1,796,180	-13.3%	3.0%
01	60 640000	PAGE 8	1,019,175	988,300	930,450	1,113,300	-5.9%	12.6%
01	60 650000	PAGE 9	623,256	858,555	705,100	854,660	-17.9%	-0.5%
01	60 660000	PAGE 10	124,409,003	127,281,976	129,983,424	131,890,414	2.1%	3.6%
01	60 670000	PAGE 11	0	0	0	0		
01	60 680000	PAGE 11	42,902	89,700	89,000	98,500	-0.8%	9.8%
01	60 690000	PAGE 12	9,338,180	10,712,000	9,480,000	10,650,000	-11.5%	-0.6%
	TOTAL OPERATING EXPENDITURES		142,039,989	148,095,669	148,632,474	153,137,977	0.4%	3.4%
01	60 700000	PAGE 13	0	0	0	0		
01	80 850000	PAGE 14	0	0	0	0		
	TOTAL EXPENDITURES		142,039,989	148,095,669	148,632,474	153,137,977	0.4%	3.4%
	NET OPERATING ACCOUNTING TRANSACTIONS		2,777,623	(6,863,040)	(1,190,941)	(9,480,223)	-82.6%	38.1%



March 1, 2024,

PAGE 2

FUND BALANCES

The Commission reports its net assets in accordance with Generally Accepted Accounting Principles (GAAP). Net Assets is categorized into three categories as follows:

Unrestricted Net Assets
Restricted Net Assets by Ordinance
Net Assets Invested in Capital, Net of Related Debt

Unrestricted Net Assets is a combination of Board designated reserve funds and the net amount of all other asset and liability accounts not accounted for as Restricted Net Assets by Ordinance or Net Assets Invested in Capital Assets, Net of Related Debt.

The Board designated reserve funds include:

The Operating Reserve fund is established to maintain a minimum balance of 180 days of operating expenses, which will be approximately \$77.5 million in the 2024-2025 budgeted fiscal year. This fund is to be used for rate stabilization, emergencies, and unscheduled costs related to the operation of the Commission.

The Capital Reserve account will accumulate and maintain a minimum amount equal to the planned amounts required in the annually approved 5-Year Capital Improvement Plan. Funds deposited in this fund shall be used to provide a ready source of funds for repair, refurbishment or acquisition of buildings, leaseholds, furniture, fixtures, and equipment necessary for the effective operation of the Commission and its programs.

The Long-Term Water Capital Reserve fund will continue to increase by at least \$2.1 million annually per the Commission Reserve Fund Policy. This fund is exclusively for the acquisition, replacement and upgrade of the Commission's water system infrastructure, and other capital assets. Such disposition could include costs associated with a source water project.

Currently there are no Restricted Net Assets required by Ordinance.

Net Assets Invested in Capital, Net of Related Debt represents the Commission's infrastructure investment net of unpaid long-term debt used for its construction. The budgeted ending balance is based upon the prior year projected ending balance plus budgeted capital spending and scheduled debt payments, less depreciation expense. The Commission currently carries no active debt instruments.

DuPAGE WATER COMMISSION
 TENTATIVE DRAFT MANAGEMENT BUDGET
 MAY 1, 2024 TO APRIL 30, 2025

ACCT #	ACCOUNT TITLE	TOTAL FROM	WATER FUND FY 22-23 ACTUAL	WATER FUND FY 23-24 BUDGET	WATER FUND FY 23-24 PROJECTED	WATER FUND FY 24-25 BUDGET	% CHANGE FY 23-24 BUDGET VS FY 23-24 BUDGET PROJECTED	% CHANGE FY 23-24 BUDGET VS FY 24-25 BUDGET
	NET ASSETS BALANCE							
	NET CURRENT YEAR TRANSACTIONS	PAGE 1	2,777,623	(6,863,040)	(1,190,941)	(9,480,223)	-82.6%	38.1%
	BEGINNING NET ASSET BALANCE		546,719,533	549,497,156	549,497,156	548,306,215	0.0%	-0.2%
	ENDING NET ASSET BALANCE		549,497,156	542,634,116	548,306,215	538,825,992	1.0%	-0.7%
	NET ASSETS BALANCE ANALYSIS							
	UNRESTRICTED ASSETS							
	BOARD DESIGNATED:							
	HELD FOR EMERGENCY REPAIRS		0	0	0	0		
	OPERATING RESERVE		74,109,825	75,542,631	75,542,631	77,517,358	0.0%	2.6%
	LONG-TERM WATER CAPITAL RESERVE		24,832,174	24,625,000	24,625,000	26,725,000	0.0%	8.5%
	CAPITAL RESERVE		66,393,788	60,500,000	60,500,000	82,750,000	0.0%	36.8%
	NON-BOARD DESIGNATED:							
01	421400		63,152,024	55,951,640	64,933,739	25,167,789	16.1%	-55.0%
01	421000		228,487,811	216,619,271	225,601,370	212,160,147	4.1%	-2.1%
01	421000		228,487,811	216,619,271	225,601,370	212,160,147	4.1%	-2.1%
01	422000		0	0	0	0		
01	423000		321,009,345	326,014,845	322,704,845	326,665,845	-1.0%	0.2%
	NET ASSETS BALANCE		549,497,156	542,634,116	548,306,215	538,825,992	1.0%	-0.7%



March 1, 2024,

PAGE 3

WATER REVENUES

The Total Charter Customer water rate effective on May 1, 2024, is \$5.58 per 1,000 gallons, which is an \$0.19 increase from the prior fiscal year; primarily to adjust for the anticipated 3.4% increase in the commodity cost of water from the City of Chicago to \$4.70 / thousand gallons. Corresponding O&M revenue for fiscal year 2024-2025 is budgeted to increase based upon the water rate increase and a forecast of stable consumption. The operation and maintenance component of the water rate is \$5.58 per 1,000 gallons and the fixed cost equivalent will remain at \$0.00 per 1,000 gallons as there is no current debt outstanding. The budgeted revenue assumes no change in water consumption from the numbers budgeted in the 2023-2024 fiscal year.

The Subsequent Customer Charges (Capital Cost Recovery Charge) represents accrued charges budgeted for customers that were added after the charter customers. All Subsequent Customer Charges will have been collected by April 2024, therefore this item will appear as a revenue source in FYE 2025. Emergency Water Service charges include actual water sold to Schaumburg, along with an annual fee.

SALES TAXES

No Sales tax revenue for the fiscal year 2024-2025 is budgeted, as the Commission ceased collecting sales tax on June 1, 2016.

INVESTMENT & INTEREST INCOME

The average rate of return is budgeted at approximately 1.6% (benchmark) on all invested Commission funds. The average amount invested is estimated to be \$180 million. A small amount of interest income will be collected with the Cost Recovery Loan payments from Bartlett and the Water Quality Loan payment from Carol Stream.

OTHER INCOME/CONTRIBUTIONS

No other income is budgeted.

DuPAGE WATER COMMISSION
 TENTATIVE DRAFT MANAGEMENT BUDGET
 MAY 1, 2024 TO APRIL 30, 2025

ACCT #	ACCOUNT TITLE	TOTAL FROM	WATER FUND FY 22-23 ACTUAL	WATER FUND FY 23-24 BUDGET	WATER FUND FY 23-24 PROJECTED	WATER FUND FY 24-25 BUDGET	% CHANGE FY 23-24 BUDGET VS FY 23-24 BUDGET PROJECTED	% CHANGE FY 23-24 BUDGET VS FY 24-25 BUDGET
01	500000							
	REVENUES							
01	510000							
	WATER REVENUES							
01	511000		138,791,967	135,863,321	140,000,000	140,652,566	3.0%	3.5%
	O & M PAYMENTS							
01	512000		0	0	0	0		
	FIXED COST PAYMENTS							
01	513000		3,571,443	4,358,145	4,358,145	0	0.0%	-100.0%
	SUBSEQUENT CUSTOMER CHARGES							
01	514000		20,354	21,775	37,000	22,250	69.9%	2.2%
	EMERGENCY WATER SERVICE							
01	530010		74,289	0	40,000	0		
	SALES TAXES ASSIGNED TO WATER REVENUE							
01	530030		0	0	0	0		
	SALES TAXES AVAILABLE FOR GENERAL USE							
01	580000							
	INVESTMENT EARNINGS							
01	581000		2,121,969	800,000	2,800,000	2,800,000	250.0%	250.0%
	INVESTMENT INCOME							
01	582000		193,895	189,388	189,388	182,938	0.0%	-3.4%
	INTEREST INCOME							
01	590000		43,695	0	17,000	0		
	OTHER INCOME							
01	592000		0	0	0	0		
	CONTRIBUTIONS							
	TOTAL REVENUE		144,817,612	141,232,629	147,441,533	143,657,754	4.4%	1.7%



March 1, 2024,

PAGE 4

FIXED COST PAYMENT SCHEDULE. As required in the DWC Customer Water Purchase Contract, the schedule of fixed cost payments for the presently served Commission Customers is shown below. The costs are allocated based on historic water use for calendar years 2023 and 2024. However, fixed cost equivalent will remain at \$0.00 per 1,000 gallons as there is no outstanding Commission debt at this time.

DRAFT

DuPAGE WATER COMMISSION
 ESTIMATED CUSTOMER
 FIXED COST PAYMENT SCHEDULE
 MAY 1, 2024 TO APRIL 30, 2025

EXHIBIT 1

CUSTOMER	2022 & 2023	2022 & 2023	REQUIRED FIXED COST PAYMENT													
	CALENDAR YEARS USE (1000 GAL)	CALENDAR YEARS % USAGE	\$0 AMOUNT TO BE RATE FUNDED \$0	FOR: 05/31/24 DUE: 07/10/24	FOR: 06/30/24 DUE: 08/10/24	FOR: 07/31/24 DUE: 09/10/24	FOR: 08/31/24 DUE: 10/10/24	FOR: 09/30/24 DUE: 11/10/24	FOR: 10/31/24 DUE: 12/10/24	FOR: 11/30/24 DUE: 01/10/25	FOR: 12/31/24 DUE: 02/10/25	FOR: 01/31/25 DUE: 03/10/25	FOR: 02/28/25 DUE: 04/10/25	FOR: 03/31/25 DUE: 05/10/25	FOR: 04/30/25 DUE: 06/10/25	
ADDISON	2,381,213	4.4297%	\$0	\$0	\$0	\$0	\$0	\$0	\$0	\$0	\$0	\$0	\$0	\$0	\$0	
BARTLETT	2,314,323	4.3053%	0	0	0	0	0	0	0	0	0	0	0	0	0	
BENSENVILLE	1,036,454	1.9281%	0	0	0	0	0	0	0	0	0	0	0	0	0	
BLOOMINGDALE	1,416,631	2.6353%	0	0	0	0	0	0	0	0	0	0	0	0	0	
CAROL STREAM	2,235,421	4.1585%	0	0	0	0	0	0	0	0	0	0	0	0	0	
CLARENDON HILLS	480,498	0.8939%	0	0	0	0	0	0	0	0	0	0	0	0	0	
DARIEN	1,133,816	2.1092%	0	0	0	0	0	0	0	0	0	0	0	0	0	
DOWNERS GROVE	3,477,597	6.4693%	0	0	0	0	0	0	0	0	0	0	0	0	0	
ELMHURST	2,908,049	5.4098%	0	0	0	0	0	0	0	0	0	0	0	0	0	
GLEN ELLYN	1,660,538	3.0891%	0	0	0	0	0	0	0	0	0	0	0	0	0	
GLENDALE HTS	1,552,908	2.8888%	0	0	0	0	0	0	0	0	0	0	0	0	0	
HINSDALE	1,764,771	3.2830%	0	0	0	0	0	0	0	0	0	0	0	0	0	
ITASCA	866,237	1.6114%	0	0	0	0	0	0	0	0	0	0	0	0	0	
LISLE	1,545,190	2.8745%	0	0	0	0	0	0	0	0	0	0	0	0	0	
LOMBARD	2,623,115	4.8797%	0	0	0	0	0	0	0	0	0	0	0	0	0	
NAPERVILLE	11,063,063	20.5803%	0	0	0	0	0	0	0	0	0	0	0	0	0	
OAK BROOK	1,895,631	3.5264%	0	0	0	0	0	0	0	0	0	0	0	0	0	
OAK BROOK TERRACE	184,629	0.3435%	0	0	0	0	0	0	0	0	0	0	0	0	0	
ROSELLE	1,132,751	2.1072%	0	0	0	0	0	0	0	0	0	0	0	0	0	
VILLA PARK	1,093,136	2.0335%	0	0	0	0	0	0	0	0	0	0	0	0	0	
WESTMONT	1,594,047	2.9654%	0	0	0	0	0	0	0	0	0	0	0	0	0	
WHEATON	3,145,488	5.8515%	0	0	0	0	0	0	0	0	0	0	0	0	0	
WILLOWBROOK	628,551	1.1693%	0	0	0	0	0	0	0	0	0	0	0	0	0	
WOOD DALE	826,522	1.5376%	0	0	0	0	0	0	0	0	0	0	0	0	0	
WOODRIDGE	1,869,934	3.4786%	0	0	0	0	0	0	0	0	0	0	0	0	0	
WINFIELD	650,628	1.2103%	0	0	0	0	0	0	0	0	0	0	0	0	0	
DPC-SERWF	662,305	1.2321%	0	0	0	0	0	0	0	0	0	0	0	0	0	
DPC-GLEN ELLYN HEIGHTS	147,196	0.2738%	0	0	0	0	0	0	0	0	0	0	0	0	0	
DPC-HOBSON	32,800	0.0610%	0	0	0	0	0	0	0	0	0	0	0	0	0	
DPC-STEEPLE RUN	89,944	0.1673%	0	0	0	0	0	0	0	0	0	0	0	0	0	
DPC-YORK CENTER	89,363	0.1662%	0	0	0	0	0	0	0	0	0	0	0	0	0	
DPC-NORDIC PARK (1)	39,170	0.0729%	0	0	0	0	0	0	0	0	0	0	0	0	0	
IAWC-ARROWHEAD	100,904	0.1877%	0	0	0	0	0	0	0	0	0	0	0	0	0	
IAWC-COUNTRY CLUB	52,717	0.0981%	0	0	0	0	0	0	0	0	0	0	0	0	0	
IAWC-DP/LISLE	304,100	0.5657%	0	0	0	0	0	0	0	0	0	0	0	0	0	
IAWC-LMBRD HGHTS	30,884	0.0575%	0	0	0	0	0	0	0	0	0	0	0	0	0	
IAWC-VALLEY VIEW	344,706	0.6412%	0	0	0	0	0	0	0	0	0	0	0	0	0	
IAWC-LIBERTY RIDGE WEST	159,620	0.2969%	0	0	0	0	0	0	0	0	0	0	0	0	0	
IAWC-LIBERTY RIDGE EAST	20,181	0.0375%	0	0	0	0	0	0	0	0	0	0	0	0	0	
ARGONNE NATIONAL LAB	200,555	0.3731%	0	0	0	0	0	0	0	0	0	0	0	0	0	
ALL CUSTOMERS TOTAL	53,755,586	100.0000%	\$0	\$0	\$0	\$0	\$0	\$0	\$0	\$0	\$0	\$0	\$0	\$0	\$0	

(1) - NO ALLOCATION. WATER USAGE FOR 2021 & 2022 USED IN CALCULATION.

	FY 2024-25	FY 2023-24	FY 2022-23	FY 2021-22
ESTIMATED O & M RATE	\$5.58	\$5.39	\$5.18	\$4.97
ESTIMATED FIXED COST EQUIVALENT	\$0.00	\$0.00	\$0.00	\$0.00
ESTIMATED TOTAL RATE PER THOUSAND GALLONS	\$5.58	\$5.39	\$5.18	\$4.97



March 1, 2024,

PAGE 5

SALARIES AND WAGES. Commission employee wages are established and evaluated according to competitive utility industry rates and general labor market considerations. Salaries and wages are budgeted to increase in fiscal year 2024-2025 based upon salary adjustments, incentive/credentialing compensation, longevity adjustments, and to accommodate for future cost of living adjustments.

BENEFITS AND TAXES. The Commission participates in the Illinois Municipal Retirement Fund (IMRF) and budgeted for an estimated combined contribution rate of 5.5% for fiscal year 2024-2025. Annually, IMRF calculates the amount of unfunded pension liability/asset for the prior calendar year and notifies the Commission after the budget has been approved. As of the December 31, 2022 actuarial valuation, the Commission's Net Pension Liability is approximately \$298,000. The Commission also budgeted an additional \$50,000 for charges related to the possibility of employees retiring in the fiscal year.

Group health and life insurance benefits are available for all full-time employees. Group health and life insurance benefits are budgeted based on actual rates for January 1, 2024, with an estimated increase for the last four months of the FY 2024-25 budget year. Additional funding is budgeted based upon the possibility of new employees enrolling in the Commission's plans and current employees increasing coverage for new spouses or growing families.

PROFESSIONAL DEVELOPMENT. Travel, training, tuition, and professional development are budgeted for courses, seminars, and procurement of professional development hours to maintain professional certifications and licenses.

OTHER PERSONNEL COSTS. These expenses are for employee recruitment and annual physical examinations required for new employees, as well as to comply with normal operating procedures relative to confined space entry qualifications, and suitability for work designations.

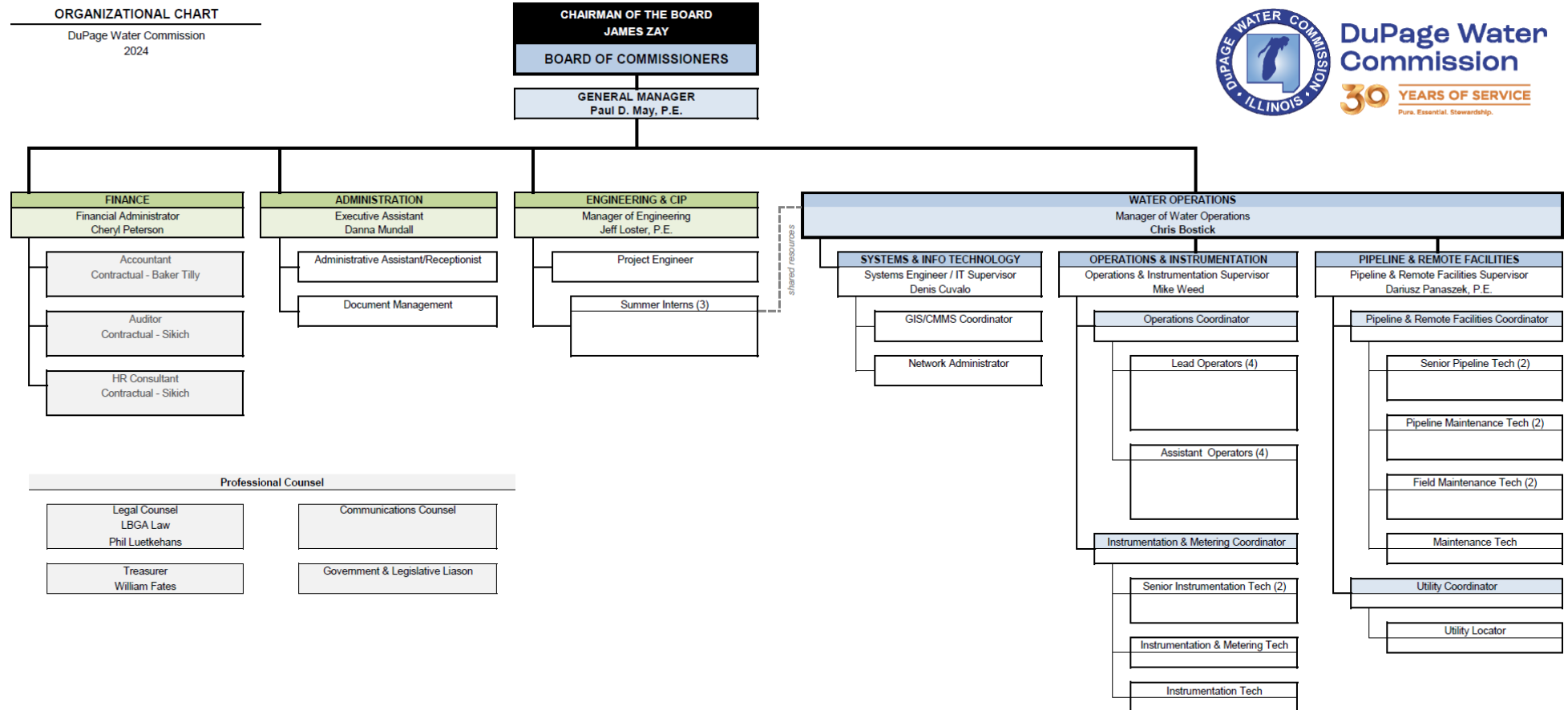
DuPAGE WATER COMMISSION
TENTATIVE DRAFT MANAGEMENT BUDGET
MAY 1, 2024 TO APRIL 30, 2025

ACCT #	ACCOUNT TITLE	TOTAL FROM	WATER FUND FY 22-23 ACTUAL	WATER FUND FY 23-24 BUDGET	WATER FUND FY 23-24 PROJECTED	WATER FUND FY 24-25 BUDGET	% CHANGE FY 23-24 BUDGET VS FY 23-24 BUDGET PROJECTED	% CHANGE FY 23-24 BUDGET VS FY 24-25 BUDGET
01 60 600000	OPERATING EXPENSES							
01 60 610000	PERSONNEL SERVICES							
01 60 611000	SALARIES & WAGES							
01 60 611100	ADMINISTRATIVE-REGULAR		1,662,165	1,990,400	1,900,000	1,931,400	-4.5%	-3.0%
01 60 611200	OPERATIONS-REGULAR		1,851,322	2,225,000	2,150,000	2,412,000	-3.4%	8.4%
01 60 611300	SUMMER INTERNS		14,408	36,000	8,100	36,000	-77.5%	0.0%
01 60 611600	ADMINISTRATIVE - OVERTIME		1,219	7,400	4,000	7,400	-45.9%	0.0%
01 60 611700	OPERATIONS - OVERTIME		287,939	333,750	310,000	361,800	-7.1%	8.4%
01 60 612000	BENEFITS AND TAXES							
01 60 612100	PENSION		141,750	279,628	120,000	311,173	-57.1%	11.3%
01 60 612200	MEDICAL/LIFE BENEFITS		827,886	980,800	950,000	1,105,416	-3.1%	12.7%
01 60 612300	FEDERAL PAYROLL TAXES		276,100	351,330	335,000	363,268	-4.6%	3.4%
01 60 612800	STATE UNEMPLOYMENT TAXES		4,057	13,780	10,000	14,416	-27.4%	4.6%
01 60 613000	PROFESSIONAL DEVELOPMENT							
01 60 613100	TRAVEL		8,344	11,400	10,000	11,400	-12.3%	0.0%
01 60 613200	TRAINING		57,315	77,250	60,000	79,550	-22.3%	3.0%
01 60 613301	CONFERENCES		20,040	69,300	40,000	61,300	-42.3%	-11.5%
01 60 613302	TUITION REIMBURSEMENT		10,000	20,000	10,000	15,000	-50.0%	-25.0%
01 60 619000	OTHER PERSONNEL COSTS							
01 60 619100	OTHER PERSONNEL COSTS		26,570	25,500	25,000	24,800	-2.0%	-2.7%
	TOTAL PERSONAL SERVICES		5,189,115	6,421,538	5,932,100	6,734,923	-7.6%	4.9%



March 1, 2024,

PERSONNEL TABLE. The personnel service budget is based on a proposed personnel structure indicated below. The total proposed personnel budgeted for fiscal year 2024-2025 remains unchanged at 37.





March 1, 2024,

PAGE 7

WATER CONSERVATION PROGRAM. The amount budgeted is \$2,000 higher from the prior year budget to provide for an expanded program.

FINANCIAL SERVICES. Investment fees and bank charges are for investment advisory services, and bank fees.

LEGAL SERVICES. The budgeted amount is for general counsel, which provides for legal services from outside counsel. Special counsel, if needed, will provide legal services for non-routine matters.

AUDIT SERVICES. The audit service budget is for the annual audit for fiscal year ending April 30, 2024 to be conducted in fiscal year 2024-2025.

CONSULTING SERVICES. Major consulting costs in budgeted in fiscal year 2024-2025 include engineering consultants (\$100,000), hydraulic modeling (\$100,000), human resources consultant (\$75,000), Infor system services (\$45,000), and network consultant (\$40,000).

CONTRACTUAL SERVICES. Major contractual services include comprehensive IT security (\$160,000), landscape maintenance at all DWC locations (\$106,000), generator service and preventive maintenance (\$85,000), network support and monitoring (\$81,000), and accounting services (\$78,000).

DuPAGE WATER COMMISSION
TENTATIVE DRAFT MANAGEMENT BUDGET
MAY 1, 2024 TO APRIL 30, 2025

ACCT #	ACCOUNT TITLE	TOTAL FROM	WATER FUND FY 22-23 ACTUAL	WATER FUND FY 23-24 BUDGET	WATER FUND FY 23-24 PROJECTED	WATER FUND FY 24-25 BUDGET	% CHANGE FY 23-24 BUDGET VS FY 23-24 BUDGET PROJECTED	% CHANGE FY 23-24 BUDGET VS FY 24-25 BUDGET
01 60 620000	PROFESSIONAL SERVICES							
01 60 621000	WATER CONSERVATION/PROMOTIONAL		8,892	11,000	11,000	13,000	0.0%	18.2%
01 60 623000	FINANCIAL SERVICES							
01 60 623300	INVESTMENT FEES & BANK CHARGES		134,812	138,000	140,000	150,000	1.4%	8.7%
01 60 625000	LEGAL SERVICES							
01 60 625100	GENERAL COUNSEL		101,805	100,000	90,000	100,000	-10.0%	0.0%
01 60 625300	SPECIAL COUNSEL		14,357	150,000	140,000	100,000	-6.7%	-33.3%
01 60 625800	LEGAL NOTICES		8,621	32,500	10,000	19,000	-69.2%	-41.5%
01 60 626000	AUDIT SERVICES		29,900	33,000	31,400	34,000	-4.8%	3.0%
01 60 628000	CONSULTING SERVICES		342,391	378,000	340,000	493,000	-10.1%	30.4%
01 60 629000	CONTRACTUAL SERVICES		777,580	901,100	750,000	887,180	-16.8%	-1.5%
	TOTAL PROFESSIONAL SERVICES		1,418,358	1,743,600	1,512,400	1,796,180	-13.3%	3.0%



March 1, 2024,

PAGE 8

CASUALTY INSURANCE. This covers the Commission against operating liabilities. The budget is based on known costs of current policies for the calendar year.

PROPERTY INSURANCE. This covers the Commission against damage to its physical plant. The budget is based on known costs of current policies for the calendar year.

OTHER COVERAGES. The Commission carries deductibles on its property insurance policies. The deductible per above ground incident is \$100,000. Below ground facilities carry a \$5,000 deductible per occurrence. Because it is unknown whether an incident will occur, and no known claims are currently outstanding, \$100,000 was budgeted to primarily cover any possible deductible amounts.

DRAFT

DUPAGE WATER COMMISSION
TENTATIVE DRAFT MANAGEMENT BUDGET
MAY 1, 2024 TO APRIL 30, 2025

ACCT #	ACCOUNT TITLE	TOTAL FROM	WATER FUND FY 22-23 ACTUAL	WATER FUND FY 23-24 BUDGET	WATER FUND FY 23-24 PROJECTED	WATER FUND FY 24-25 BUDGET	% CHANGE FY 23-24 BUDGET VS FY 23-24 BUDGET PROJECTED	% CHANGE FY 23-24 BUDGET VS FY 24-25 BUDGET
01 60 640000	INSURANCE							
01 60 641000	CASUALTY INSURANCE							
01 60 641100	GENERAL LIABILITY		83,437	164,000	147,600	169,000	-10.0%	3.0%
01 60 641200	PUBLIC OFFICIAL'S LIABILITY		19,058	24,300	19,600	24,300	-19.3%	0.0%
01 60 641500	WORKER'S COMPENSATION		113,244	145,000	123,250	145,000	-15.0%	0.0%
01 60 641600	UMBRELLA COVERAGE		44,148	70,000	60,000	90,000	-14.3%	28.6%
01 60 642000	PROPERTY INSURANCE							
01 60 642100	PROPERTY		389,155	455,000	450,000	550,000	-1.1%	20.9%
01 60 642200	AUTOMOBILE		19,864	30,000	30,000	35,000	0.0%	16.7%
01 60 649000	OTHER COVERAGE							
01 60 649100	SELF INSURED CLAIMS		350,269	100,000	100,000	100,000	0.0%	0.0%
	TOTAL INSURANCE		1,019,175	988,300	930,450	1,113,300	-5.9%	12.6%



March 1, 2024,

PAGE 9

OCCUPANCY COSTS. Amounts have been budgeted for natural gas service at the DuPage Pumping Station, diesel fuel for the backup generators, and communication systems charges.

ADMINISTRATION SUPPLIES. General supplies include office and computer supplies. Books and publications include the purchase of standard construction documents and services used to determine and validate rates for labor and equipment in conjunction with the Commission's quick response repair contracts.

PRINTING AND POSTAGE. Printing costs are for blue-line drawings used for construction in and around the Commission's pipeline. This item also includes the printing of letterhead and other business forms. Postage and delivery is for regular Commission mailings and delivery to vendors and consultants working with the Commission.

PROFESSIONAL DUES. Professional dues include membership fees for various Water Associations such as AWWA, AMWA, the Alliance for Water Efficiency, and other professional associations.

OFFICE EQUIPMENT REPAIRS. This item is for maintaining the Commission's office equipment and copy machines.

REPAIRS & MAINT – BUILDINGS & GROUNDS. This item is for maintaining the Commission's buildings and grounds at the DuPage Pumping Station site.

COMPUTER SOFTWARE & LICENSING. This item is for all the Commission's software purchases, upgrades, the Commission's non-SCADA software licensing, and maintenance agreements.

OTHER ADMINISTRATIVE EXPENSES. This item includes funds for various meetings, security background checks and scanning services.

DuPAGE WATER COMMISSION
 TENTATIVE DRAFT MANAGEMENT BUDGET
 MAY 1, 2024 TO APRIL 30, 2025

ACCT #	ACCOUNT TITLE	TOTAL FROM	WATER FUND FY 22-23 ACTUAL	WATER FUND FY 23-24 BUDGET	WATER FUND FY 23-24 PROJECTED	WATER FUND FY 24-25 BUDGET	% CHANGE FY 23-24 BUDGET VS FY 23-24 BUDGET PROJECTED	% CHANGE FY 23-24 BUDGET VS FY 24-25 BUDGET
01 60 650000	ADMINISTRATIVE COSTS							
01 60 651000	OCCUPANCY COSTS							
01 60 651200	GENERATOR DIESEL FUEL		65,460	112,500	112,500	112,500	0.0%	0.0%
01 60 651300	NATURAL GAS		31,770	33,000	33,000	33,000	0.0%	0.0%
01 60 651400	COMMUNICATION SYSTEMS		64,817	105,940	70,000	106,140	-33.9%	0.2%
01 60 652000	ADMINISTRATION SUPPLIES							
01 60 652100	OFFICE SUPPLIES		18,314	28,220	25,000	30,500	-11.4%	8.1%
01 60 652200	BOOKS & PUBLICATIONS		5,240	8,050	7,500	10,050	-6.8%	24.8%
01 60 653000	PRINTING & POSTAGE							
01 60 653100	PRINTING - GENERAL		2,839	15,100	5,000	15,100	-66.9%	0.0%
01 60 653200	POSTAGE & DELIVERY		1,058	6,400	6,000	6,400	-6.3%	0.0%
01 60 654000	PROFESSIONAL DUES		17,810	19,425	19,000	22,150	-2.2%	14.0%
01 60 655000	OFFICE EQUIPMENT REPAIRS		9,181	7,620	7,600	8,820	-0.3%	15.7%
01 60 656000	REPAIRS & MAINT - BLDGS & GRN		249,928	289,000	250,000	292,000	-13.5%	1.0%
01 60 658000	COMPUTER SOFTWARE		22,772	40,200	6,000	0	-85.1%	-100.0%
01 60 659000	COMPUTER SOFTWARE & LICENSING		124,092	179,600	150,000	197,500	-16.5%	10.0%
01 60 659100	OTHER ADMINISTRATIVE EXPENSE		9,975	13,500	13,500	20,500	0.0%	51.9%
	TOTAL ADMINISTRATIVE & MAINTENANCE COSTS		623,256	858,555	705,100	854,660	-17.9%	-0.5%



March 1, 2024,

PAGE 10

WATER SUPPLY. Water costs from the City of Chicago are budgeted based upon the forecast that the Commission's water consumption will remain consistent with last fiscal year. Based upon Chicago ordinance, the annual commodity rate adjustment is based on the rate of inflation (CPI) for the 365-day period ending on the most recent January 1, but not-to-exceed 5%. The CPI for the period ending December 2023, is approximately 3.4%; therefore, the Commission is budgeting for a 3.4% increase from Chicago.

Last year, the Commission budgeted for the purchase of 26.0 billion gallons of water at a rate of 4.54 /thousand gallons. The FY 2024-25 budget once again assumes the purchase volume 26.0 billion gallons at an anticipated commodity cost of \$4.70 /thousand gallons. The 3.4% (\$0.16/ T-gal) forecast water rate adjustment by the City of Chicago is scheduled to become effective on June 1, 2024. In addition, 80% of the electrical costs and 50% of the labor and repair costs for the Lexington Pump Station, as well as major maintenance items, are included in this line item. The budget for these expenses also includes electrical supply costs and other electrical costs for the elevated tanks and the metering stations, water quality chemicals, and testing.

PUMP STATION OPERATIONS. These expenses include the maintenance and repair of water pumps, reservoirs, and the pump station building, as well as the purchase of spare parts. Additionally, costs associated with meter testing and instrumentation are included in this category. Major cost elements for fiscal year 2024-2025 include pump maintenance, electrical switchgear/breaker maintenance, and relay calibration.

PIPELINE MAINTENANCE. Repairs to the Commission's pipelines include work performed under the Quick Response contract, as well as work performed by the Commission staff. Major expenses in this category include estimated pipeline repairs (\$750,000), valve assessments (\$300,000), and manhole repairs and adjustments (\$300,000).

VEHICLES. Equipment repairs and maintenance includes the cost of gasoline fuel, oil, and repairs to the Commission's vehicles.

DuPAGE WATER COMMISSION
TENTATIVE DRAFT MANAGEMENT BUDGET
MAY 1, 2024 TO APRIL 30, 2025

ACCT #	ACCOUNT TITLE	TOTAL FROM	WATER FUND FY 22-23 ACTUAL	WATER FUND FY 23-24 BUDGET	WATER FUND FY 23-24 PROJECTED	WATER FUND FY 24-25 BUDGET	% CHANGE FY 23-24 BUDGET VS FY 23-24 BUDGET PROJECTED	% CHANGE FY 23-24 BUDGET VS FY 24-25 BUDGET
01 60 660000	DIRECT WATER DISTRIBUTION COSTS							
01 60 661000	WATER SUPPLY							
01 60 661101	WATER PURCHASES-CHICAGO		118,629,819	117,977,062	121,516,374	122,134,844	3.0%	3.5%
01 60 661102	ELECTRIC-CHICAGO		1,142,482	2,000,000	2,000,000	2,000,000	0.0%	0.0%
01 60 661103	MAINTENANCE-CHICAGO		541,206	780,000	600,000	780,000	-23.1%	0.0%
01 60 661104	MAJOR MAINTENANCE-CHICAGO		0	250,000	150,000	450,000	-40.0%	80.0%
01 60 661201	ELECTRIC - DuPAGE		1,290,898	2,750,000	2,750,000	2,750,000	0.0%	0.0%
02 61 661202	ELECTRIC - METER STATION, ROV, TANK SITE		136,752	176,000	160,000	200,000	-9.1%	13.6%
01 60 661300	WATER CHEMICALS		10,403	57,900	40,000	57,900	-30.9%	0.0%
01 60 661400	WATER QUALITY TESTING		54,969	101,744	60,000	119,000	-41.0%	17.0%
01 60 662000	PUMP STATION OPERATIONS							
01 60 662100	PUMPING SERVICES		318,691	534,300	530,000	799,300	-0.8%	49.6%
01 60 662200	INSTRUMENTATION		0	0	0	30,500	N/A	N/A
01 60 662300	METER TESTING & REPAIRS		28,496	40,500	40,500	71,000	0.0%	75.3%
01 60 662400	SCADA		15,901	47,900	47,900	17,400	0.0%	-63.7%
01 60 662500	EQUIPMENT RENTAL		0	6,000	2,000	6,000	-66.7%	0.0%
01 60 662600	UNIFORMS		11,393	22,000	22,000	24,000	0.0%	9.1%
01 60 662700	SAFETY		96,360	179,020	120,000	180,100	-33.0%	0.6%
01 60 663000	PIPELINE MAINTENANCE							
01 60 663100	PIPELINE REPAIRS		1,408,992	1,350,000	1,000,000	1,350,000	-25.9%	0.0%
01 60 663200	CORROSION TESTING & MITIGATION		185,494	345,000	300,000	300,000	-13.0%	-13.0%
01 60 663300	REMOTE FACILITIES MAINTENANCE		350,211	398,600	398,000	243,000	-0.2%	-39.0%
01 60 663400	PLAN REVIEW - PIPELINE CONFLICTS		40,097	53,000	40,000	123,000	-24.5%	132.1%
01 60 663700	PIPELINE SUPPLIES		77,740	104,000	104,000	120,000	0.0%	15.4%
01 60 664000	MACHINERY & EQUIPMENT NON-CAP		20,947	21,150	21,150	42,250	0.0%	99.8%
01 60 664100	REPAIRS & MAINT - VEHICLES		14,431	39,500	39,500	43,820	0.0%	10.9%
01 60 664200	FUEL- VEHICLES		32,209	45,000	40,000	45,000	-11.1%	0.0%
01 60 664300	LICENSES - VEHICLES		1,512	3,300	2,000	3,300	-39.4%	0.0%
	TOTAL DIRECT WATER DISTRIBUTION COSTS		124,409,003	127,281,976	129,983,424	131,890,414	2.1%	3.6%



March 1, 2024,

PAGE 11

BOND INTEREST COSTS. Currently the Commission has no debt outstanding; therefore, no interest expenses are budgeted in fiscal year 2024-2025.

LAND AND RIGHT-OF-WAY. The amount budgeted for leases include Cook County and Illinois State Toll Highway Authority leases for pipeline crossings

DRAFT

DUPAGE WATER COMMISSION
 TENTATIVE DRAFT MANAGEMENT BUDGET
 MAY 1, 2024 TO APRIL 30, 2025

ACCT #	ACCOUNT TITLE	TOTAL FROM	WATER FUND FY 22-23 ACTUAL	WATER FUND FY 23-24 BUDGET	WATER FUND FY 23-24 PROJECTED	WATER FUND FY 24-25 BUDGET	% CHANGE FY 23-24 BUDGET VS FY 23-24 BUDGET PROJECTED	% CHANGE FY 23-24 BUDGET VS FY 24-25 BUDGET
01 60 672000	BOND INTEREST							
01 60 672200	BOND INTEREST - REV BONDS		0	0	0	0		
01 60 672300	NOTE INTEREST - CERTIFICATES OF DEBT		0	0	0	0		
01 60 672400	CAPITAL LEASE INTEREST		0	0	0	0		
	TOTAL INTEREST EXPENSES		0	0	0	0		
01 60 680000	LAND AND RIGHT-OF-WAY							
	LAND AND RIGHT-OF-WAY							
01 60 681000	LEASES		0	1,000	500	1,000	-50.0%	0.0%
01 60 682000	PERMITS & FEES		3,442	6,200	6,000	8,500	-3.2%	37.1%
	TOTAL LAND AND RIGHT-OF-WAY		3,442	7,200	6,500	9,500	-9.7%	31.9%



March 1, 2024,

PAGE 12

MACHINERY & EQUIPMENT PURCHASES. Machinery and equipment purchase in FY 2023-2024 include PCCP Adaptors (\$180,000), CL17 Analyzers (\$90,000), Water Quality Analytical System (\$70,000), and Replacement Pipe & Straps (\$50,000). The purpose of budgeting these expenditures in one category is to provide a computation for future depreciation and ensure conformance with GAAP accounting principles in the annual audit report. Purchases assigned to this category will be capitalized equipment for year-end audit compliance.

VEHICLE PURCHASES. The Commission is expecting to purchase one SUV, one dump truck, and one sprinter van in fiscal year 2024-2025. The vehicles will replace ones that are due for replacement based on policy, or needed for operational efficiency. The capitalized equipment budget item is for year-end audit compliance.

WATER MAIN, BUILDING, AND PUMPING EQUIPMENT DEPRECIATION. The Commission recognizes depreciation for water mains, buildings, and pumping equipment. Buildings are depreciated over a 40-year period. Pipelines are estimated to last 80 years, and pumping equipment has a 30-year life.

EQUIPMENT DEPRECIATION. Equipment is depreciated over a period of 3 – 25 years based upon the nature of each item.

VEHICLE DEPRECIATION. Vehicles are depreciated over 5 years.

DuPAGE WATER COMMISSION
TENTATIVE DRAFT MANAGEMENT BUDGET
MAY 1, 2024 TO APRIL 30, 2025

ACCT #	ACCOUNT TITLE	TOTAL FROM	WATER FUND FY 22-23 ACTUAL	WATER FUND FY 23-24 BUDGET	WATER FUND FY 23-24 PROJECTED	WATER FUND FY 24-25 BUDGET	% CHANGE FY 23-24 BUDGET VS FY 23-24 BUDGET PROJECTED	% CHANGE FY 23-24 BUDGET VS FY 24-25 BUDGET
01 60 690000	CAPITAL EQUIPMENT/DEPRECIATION							
	EQUIPMENT PURCHASES							
01 60 685100	COMPUTER		39,460	82,500	82,500	89,000	0.0%	7.9%
01 60 685200	OFFICE FURNITURE & EQUIPMENT		87,263	29,000	15,000	0	-48.3%	-100.0%
01 60 685600	MACHINERY & EQUIPMENT		44,977	176,000	100,000	400,000	-43.2%	127.3%
01 60 685800	CAPITALIZED EQUIPMENT PURCHASES		(132,240)	(205,000)	(115,000)	(400,000)	-43.9%	95.1%
	VEHICLE PURCHASES							
01 60 686000	VEHICLES		29,355	196,000	175,000	262,000	-10.7%	33.7%
01 60 686800	CAPITALIZED VEHICLES PURCHASES		(29,355)	(196,000)	(175,000)	(262,000)	-10.7%	33.7%
01 60 692000	DEPRECIATION - WATER MAINS		4,807,100	5,100,000	4,812,000	5,100,000	-5.6%	0.0%
01 60 693000	DEPRECIATION - BUILDINGS		2,901,764	3,400,000	2,952,000	3,400,000	-13.2%	0.0%
01 60 694000	DEPRECIATION - PUMPING EQUIPMENT		1,439,021	1,840,000	1,476,000	1,740,000	-19.8%	-5.4%
01 60 695200	DEPRECIATION - OFFICE FURNITURE		71,833	190,000	96,000	190,000	-49.5%	0.0%
01 60 696000	DEPRECIATION - VEHICLE		118,462	182,000	144,000	220,000	-20.9%	20.9%
	TOTAL CAPITAL EQUIPMENT/DEPRECIATION		9,377,640	10,794,500	9,562,500	10,739,000	-11.4%	-0.5%
	TOTAL OPERATING EXPENSES		142,039,989	148,095,669	148,632,474	153,137,977	0.4%	3.4%



March 1, 2024,

PAGE 13

CONSTRUCTION EXPENDITURES. The capital projects budgeted for fiscal year 2024-2025 are listed separately and described in detail in the Five Year Capital Plan.

DRAFT

DuPAGE WATER COMMISSION
TENTATIVE DRAFT MANAGEMENT BUDGET
MAY 1, 2024 TO APRIL 30, 2025

ACCT #	ACCOUNT TITLE	TOTAL FROM	WATER FUND FY 22-23 ACTUAL	WATER FUND FY 23-24 BUDGET	WATER FUND FY 23-24 PROJECTED	WATER FUND FY 24-25 BUDGET	% CHANGE FY 23-24 BUDGET VS FY 23-24 BUDGET PROJECTED	% CHANGE FY 23-24 BUDGET VS FY 24-25 BUDGET
01 60 700000	CONSTRUCTION EXPENDITURES							
01 60 722100	ADDITION OF PUMP		0	0	0	0		
01 60 722200	DPPS BUILDINGS REHAB & MAINTENANCE		372,161	950,000	290,000	200,000		
01 60 722202	DPPS VALVE REPLACEMENT		0	500,000	350,000	1,000,000		
01 60 722300	GENERATION BUILDING IMPROVEMENTS		1,548,492	4,800,000	4,500,000	1,100,000		
01 60 722500	BUILDING AUTOMATION SYSTEM		520,222	0	18,000	0		
01 60 741000	REMOTE FACILITIES		0	0	0	150,000		
01 60 751000	TRANSMISSION MAINS		0	0	0	3,000,000		
01 60 751200	CATHODIC PROTECTION		216,884	750,000	400,000	500,000		
01 60 761000	STANDPIPE IMPROVEMENTS		(482)	0	0	0		
01 60 771000	VALVE REHAB & REPLACEMENT		0	500,000	100,000	500,000		
01 60 771200	CONDITION ASSESSMENT		328,811	500,000	100,000	500,000		
01 60 771700	REPLACEMENT OF SCADA SYSTEM		3,082,586	6,800,000	5,000,000	6,400,000		
01 60 772300	REPLACEMENT OF CHILLERS		218,754	0	0	0		
01 60 772500	ALTERNATIVE WATER SOURCE		0	1,000,000	500,000	1,350,000		
01 60 798000	CAPITALIZED FIXED ASSETS		(6,287,428)	(15,800,000)	(11,258,000)	(14,700,000)	-28.7%	7.0%
	TOTAL CONSTRUCTION EXPENDITURES		0	0	0	0		



March 1, 2024,

PAGE 14

ESCROW FUNDED CONSTRUCTION. The capital projects budgeted in this category are to be funded through escrow accounts established by customers for specific projects.

DRAFT

DUPAGE WATER COMMISSION
 TENTATIVE DRAFT MANAGEMENT BUDGET
 MAY 1, 2024 TO APRIL 30, 2025

ACCT #	ACCOUNT TITLE	TOTAL FROM	WATER FUND FY 22-23 ACTUAL	WATER FUND FY 23-24 BUDGET	WATER FUND FY 23-24 PROJECTED	WATER FUND FY 24-25 BUDGET	% CHANGE FY 23-24 BUDGET VS FY 23-24 BUDGET PROJECTED	% CHANGE FY 23-24 BUDGET VS FY 24-25 BUDGET
01 80 850000	ESCROW FUNDED CONSTRUCTION							
01 80 851000	METERING STATIONS		0	1,000,000	0	1,250,000		
01 80 852001	AQUA ILLINOIS		0	2,000,000	0	2,000,000		
01 80 852010	MONTGOMERY/OSWEGO/YORKVILLE		0	1,200,000	3,000,000	38,800,000		
01 80 899000	CONTRIBUTED/CAPITALIZED FIXED ASSETS		0	(4,200,000)	(3,000,000)	(42,050,000)		
			0	0	0	0		

DuPage Pump Station Improvements	2024-25	2025-26	2026-2027	2027-28	2028-29
DPPS Building Improvements	\$200,000	\$2,000,000			
DPPS Storage Building Improvements					\$250,000
DPPS Supply and Exhaust Fans Replacement					\$600,000
DPPS Generator Facility Improvements	\$1,100,000				
Building Infrastructure/GIS Modeling		\$200,000	\$500,000	\$500,000	
Security System Upgrade	\$400,000				
DPPS Pumping System Improvements	2024-25	2025-26	2026-2027	2027-28	2028-29
Replacement of SCADA System	\$6,000,000	\$4,000,000	\$2,000,000		
Large Diameter (Discharge Header) Valve Replacements	\$500,000	\$1,000,000	\$500,000		
Industrial Coatings Rehabilitation					\$750,000
High-Lift Pump Control (Cone) Valve Replacements	\$500,000				
Distribution System Improvements	2024-25	2025-26	2026-2027	2027-28	2028-29
ROV and Large Valve Repairs and Upgrades	\$500,000	\$500,000	\$500,000	\$500,000	\$500,000
North Transmission Main Improvements					*
Distribution System Upgrades	\$1,000,000	\$1,000,000	\$1,000,000	\$1,000,000	\$1,000,000
Cathodic Protection Improvements	\$500,000	\$500,000	\$500,000	\$500,000	\$500,000
Remote Facilities Improvements	2024-25	2025-26	2026-2027	2027-28	2028-29
Meter Station Roof and Siding Replacements	\$150,000	\$150,000	\$150,000		
Industrial Coatings Rehabilitation			\$500,000	\$500,000	\$500,000
Water Meter Register Replacements		\$150,000			
Condition Assessment	2024-25	2025-26	2026-2027	2027-28	2028-29
Condition Assessment Related Projects	\$500,000	\$500,000	\$500,000	\$500,000	\$500,000
SUBTOTALS	\$11,350,000	\$10,000,000	\$6,150,000	\$3,500,000	\$4,600,000

WaterLink Project	2024-25	2025-26	2026-2027	2027-28	2028-29
DWC Improvements	\$2,000,000	\$10,000,000	\$10,000,000	\$10,000,000	
Alternate Water Source**	2024-25	2025-26	2026-2027	2027-28	2028-29
Engineering	\$500,000	\$500,000	\$500,000	\$500,000	\$500,000
Property Interests	\$400,000				
Legal and Professional Services	\$250,000	\$250,000	\$250,000	\$250,000	\$250,000
Survey, Geotech and Structural	\$200,000	\$400,000	\$400,000	\$5,000,000	\$5,000,000
SUBTOTALS	\$3,350,000	\$11,150,000	\$11,150,000	\$15,750,000	\$5,750,000

ANNUAL TOTALS	\$14,700,000	\$21,150,000	\$17,300,000	\$19,250,000	\$10,350,000
----------------------	---------------------	---------------------	---------------------	---------------------	---------------------

* This project has been identified for future funding

** This project is a candidate for federal funding

**DuPAGE WATER COMMISSION
2025-2029
FIVE YEAR CAPITAL IMPROVEMENT PLAN**

AREA:	DuPage Pump Station Improvements		
PROJECT:	Building Improvements		
LOCATION:	DuPage Pumping Station		
DESCRIPTION:	This project will include the replacement of damaged windows, curtainwalls, and a general upgrade/remodeling of public spaces and the front entryway.		
PURPOSE:	Architectural improvements are needed to adequately maintain the building envelope. Additional improvements are recommended to upgrade the public spaces within the DPPS.		
BENEFIT:	This work will improve the public spaces as well as the energy and operational efficiencies within the DPPS.		
ESTIMATED TOTAL PROJECT COST:	\$2,200,000		
PROPERTY INTERESTS:	None Required		
LEGAL:	None Required		
ENGINEERING:	Engineer/Architect TBD; Design in FY24/25		
CONSTRUCTION:	Construction in FY25/26		
PROJECTED SCHEDULE:		Estimated Annual Expense:	
	FY24/25	Engineering	\$200,000
	FY25/26	Engineering/Construction	\$2,000,000
	FY26/27	Complete	\$0
	FY27/28	Complete	\$0
	FY28/29	Complete	\$0

**DuPAGE WATER COMMISSION
2025-2029
FIVE YEAR CAPITAL IMPROVEMENT PLAN**

AREA:	DuPage Pump Station Improvements		
PROJECT:	Storage Building Improvements		
LOCATION:	DuPage Pumping Station		
DESCRIPTION:	Add a mezzanine to the equipment storage building and extend the limits of the asphalt material storage pad.		
PURPOSE:	To provide additional storage for stock parts, inventory, and spare water main fittings.		
BENEFIT:	This improvement will allow for more sufficient controlled storage space for stock equipment and enable an increase in the stock of pipeline materials associated with quick-response repairs.		
ESTIMATED TOTAL PROJECT COST:	\$250,000		
PROPERTY INTERESTS:	None Required		
LEGAL:	None Required		
ENGINEERING:	Design in FY28/29		
CONSTRUCTION:	Construction in FY28/29		
PROJECTED SCHEDULE:		Estimated Annual Expense:	
	FY24/25	None	\$0
	FY25/26	None	\$0
	FY26/27	None	\$0
	FY27/28	None	\$0
	FY28/29	Engineering/Construction	\$250,000

**DuPAGE WATER COMMISSION
2025-2029
FIVE YEAR CAPITAL IMPROVEMENT PLAN**

AREA:	DuPage Pump Station Improvements		
PROJECT:	Supply and Exhaust Fans Replacement		
LOCATION:	DuPage Pumping Station		
DESCRIPTION:	Replace Pump Room ventilation systems		
PURPOSE:	To replace thirty (30) year-old wall supply fans and exhaust fans which supply air flow across the high lift pump motors and discharge warmer air to the building exterior.		
BENEFIT:	The Pump Room ventilation system reduces the heat within this critical area to allow for the control of heat, humidity, and corrosion in an effort to maximize the life of the pumps and motors.		
ESTIMATED TOTAL PROJECT COST:	\$600,000 (2023 Dollars)		
PROPERTY INTERESTS:	None Required		
LEGAL:	None Required		
ENGINEERING:	Design in FY28/29		
CONSTRUCTION:	Construction in FY28/29		
PROJECTED SCHEDULE:		Estimated Annual Expense:	
	FY24/25	None	\$0
	FY25/26	None	\$0
	FY26/27	None	\$0
	FY27/28	None	\$0
	FY28/29	Engineering/Construction	\$600,000

DuPAGE WATER COMMISSION
2025-2029
FIVE YEAR CAPITAL IMPROVEMENT PLAN

AREA:	DPPS Pump Station Improvements	
PROJECT:	Generator Facility Improvements	
LOCATION:	DuPage Pumping Station	
DESCRIPTION:	Conversion of a portable generator unit to a stationary unit and construction of an addition to the Generator Facility so that the new stationary unit can be housed alongside the four existing stationary units within a single superstructure.	
PURPOSE:	Modification to provide all stationary generator units in order to improve environmental safety and maintenance, provide an upgraded fuel management system, upgrade generator controls, improve HVAC in electrical and mechanical rooms, and provide improved roof-top access to maintain HVAC equipment. A contract for the Generation System Modifications was awarded in 2022 to JJ Henderson and Son (Contract PSD-10/22).	
BENEFIT:	Improves safety and reduces risk by housing the fifth generator inside the building envelope with improved containment and updated controls. Increases lifespan of electronic and mechanical equipment by improving the environments in which they are installed and operate. Reduces the risk of slips and falls by employees and contractors by eliminating ladder access to rooftops by providing fixed stairs.	
ESTIMATED TOTAL PROJECT COST:	\$4,800,000 (\$1,100,000 of remaining costs anticipated in FY 2025)	
PROPERTY INTERESTS:	None Required	
LEGAL:	None Required	
ENGINEERING:	Greeley & Hansen	
CONSTRUCTION:	Under Contract: JJ Henderson and Son	
PROJECTED SCHEDULE:		Estimated Annual Expense:
	FY24/25	Engineering/Construction
		\$1,100,000
	FY25/26	Complete
		\$0
	FY26/27	Complete
		\$0
	FY27/28	Complete
		\$0
	FY28/29	Complete
		\$0

**DuPAGE WATER COMMISSION
2025-2029
FIVE YEAR CAPITAL IMPROVEMENT PLAN**

AREA:	DPPS Pump Station Improvements		
PROJECT:	Building Infrastructure/GIS Modeling		
LOCATION:	DuPage Pumping Station		
DESCRIPTION:	Electronic 3-D mapping of the DuPage Pumping Station campus facilities including process piping, internal mechanical components, and exterior exposed and buried utilities.		
PURPOSE:	BIM/GIS modeling provides an extremely accurate as-built record of the existing facilities and infrastructure. The BIM/GIS modeling will augment all project record documentation by encapsulating all data into a single file structure and create a visual 3-D layout. BIM has emerged as the industry standard for the documentation of process piping and conflict elements within the utility and manufacturing industry.		
BENEFIT:	Staff currently relies on using hand-drawn record drawings with penciled revisions, for construction projects completed between 1988 and 1995, as well as CAD record drawings from 1995 to present. Most drawings are not relatable to one another and are difficult for staff to navigate unless an employee has inherent knowledge of each completed project. Upon completion of the BIM/GIS modeling project, staff will have the ability to share precise and accurate data files internally and with consultants and vendors. This project is particularly important as the long-term DWC employees begin to retire in order to document and retain institutional knowledge.		
ESTIMATED TOTAL PROJECT COST:	\$1,200,000		
PROPERTY INTERESTS:	None Required		
LEGAL:	None Required		
ENGINEERING:	TBD		
CONSTRUCTION:	None Required		
PROJECTED SCHEDULE:		Estimated Annual Expense:	
	FY24/25	None	\$0
	FY25/26	Engineering	\$200,000
	FY26/27	Engineering	\$500,000
	FY27/28	Complete	\$500,000
	FY28/29	Complete	\$0

**DuPAGE WATER COMMISSION
2025-2029
FIVE YEAR CAPITAL IMPROVEMENT PLAN**

AREA:	DPPS Pump Station Improvements		
PROJECT:	Security System Upgrade		
LOCATION:	DuPage Pumping Station		
DESCRIPTION:	Replacement of the existing DuPage Pumping Station campus perimeter security system as well as additional cameras and access controls throughout the campus.		
PURPOSE:	The DuPage Pumping Station campus perimeter security system has reached the end of its useful life. In conjunction with the replacement of the existing perimeter security system, additional components will be added throughout the campus' existing security system network to more adequately secure sensitive/critical areas.		
BENEFIT:	This project will provide for an improved security system throughout the campus and will minimize anticipated maintenance costs associated with the existing/aged perimeter security system component. The addition of new cameras and access controls will more adequately secure areas of need such as the new structures installed at the back storage lot, the vehicle storage building and the service lot garage.		
ESTIMATED TOTAL PROJECT COST:	\$400,000		
PROPERTY INTERESTS:	None Required		
LEGAL:	None Required		
ENGINEERING:	TBD		
CONSTRUCTION:	TBD		
PROJECTED SCHEDULE:		Estimated Annual Expense:	
	FY24/25	Construction	\$400,000
	FY25/26	None	\$0
	FY26/27	None	\$0
	FY27/28	None	\$0
	FY28/29	None	\$0

**DuPAGE WATER COMMISSION
2025-2029
FIVE YEAR CAPITAL IMPROVEMENT PLAN**

AREA:	DPPS Pumping System Improvements		
PROJECT:	Replacement of SCADA System		
LOCATION:	DuPage Pumping Station and Remote Facilities		
DESCRIPTION:	Replace the Commission's computer-based Supervisory Control and Data Acquisition (SCADA) system and ancillary equipment including facility security systems.		
PURPOSE:	Replaces the current computer hardware and software configurations in the DPPS, and across all remote facilities and ROV's, which have been in operation since 1991. The system has eclipsed its useful life and the existing hardware is no longer supported. A contract for the SCADA System Replacement was awarded in 2022 to Concentric/Boller Construction (Contract PSD-11/22).		
BENEFIT:	Replaces the proprietary computer-based systems with open-source systems, improving the availability of equipment and support services.		
ESTIMATED TOTAL PROJECT COST:	\$16,000,000 (\$12,000,000 of remaining costs anticipated in FY 2025-FY 2027)		
PROPERTY INTERESTS:	None Required		
LEGAL:	None Required		
ENGINEERING:	Carollo Engineering / Strand Associates		
CONSTRUCTION:	Under Contract: Concentric/Boller Construction, LLC		
PROJECTED SCHEDULE:		Estimated Annual Expense:	
	FY24/25	Engineering/Construction	\$6,000,000
	FY25/26	Engineering/Construction	\$4,000,000
	FY26/27	Mid-Year Completion	\$2,000,000
	FY27/28	Complete	\$0
	FY28/29	Complete	\$0

**DuPAGE WATER COMMISSION
2025-2029
FIVE YEAR CAPITAL IMPROVEMENT PLAN**

AREA:	DPPS Pumping System Improvements		
PROJECT:	Large Diameter (Discharge Header) Valve Replacements		
LOCATION:	DuPage Pumping Station		
DESCRIPTION:	Replacement of malfunctioning 72" diameter valves in the Pump Discharge Header of the DuPage Pump Station		
PURPOSE:	Replacement of the discharge header valves will allow for complete isolation of high-pressure pipelines and allow for the repair and/or replacement of other critical valves in the pumping and transmission systems in and adjacent to the DuPage Pump Station.		
BENEFIT:	The replacement of these critical valves will allow for effective closure and partial isolation of the pumping system. Upon completion, the replacement valves will eliminate the need to perform a complete shutdown of the DuPage Pumping System to facilitate repairs downstream of the High Lift Pumps and DuPage Pump Station, as staff will be able to isolate the pump station in halves, in conformance with the original design intention.		
ESTIMATED TOTAL PROJECT COST:	\$2,000,000		
PROPERTY INTERESTS:	None Required		
LEGAL:	None Required		
ENGINEERING:	TBD		
CONSTRUCTION:	TBD		
PROJECTED SCHEDULE:		Estimated Annual Expense:	
	FY24/25	Engineering	\$500,000
	FY25/26	Construction	\$1,000,000
	FY26/27	Construction	\$500,000
	FY27/28	Complete	\$0
	FY28/29	Complete	\$0

DuPAGE WATER COMMISSION
2025-2029
FIVE YEAR CAPITAL IMPROVEMENT PLAN

AREA:	DPPS Pumping System Improvements		
PROJECT:	Industrial Coatings Rehabilitation		
LOCATION:	DuPage Pumping Station		
DESCRIPTION:	Insulation removal, abrasive blasting and application of protective industrial coatings to piping systems at the DPPS campus that are showing signs of external corrosion.		
PURPOSE:	To remove closed-cell foam insulation installed circa 1990, which has been determined as a cause of accelerated corrosion on steel pipelines. External corrosion is then removed via abrasive blasting and an industrial coating is applied to delay future corrosion. In some instances, an insulating system (which does <i>not</i> promote corrosion) may also be installed.		
BENEFIT:	This work will extend the lifespan of system piping, valves, and fittings within the DPPS campus.		
ESTIMATED TOTAL PROJECT COST:	\$750,000		
PROPERTY INTERESTS:	None Required		
LEGAL:	None Required		
ENGINEERING:	TBD		
CONSTRUCTION:	TBD		
PROJECTED SCHEDULE:			Estimated Annual Expense:
	FY24/25	None	\$0
	FY25/26	None	\$0
	FY26/27	None	\$0
	FY27/28	None	\$0
	FY28/29	Construction	\$750,000

**DuPAGE WATER COMMISSION
2025-2029
FIVE YEAR CAPITAL IMPROVEMENT PLAN**

AREA:	DPPS Pumping System Improvements		
PROJECT:	High-Lift Pump Control (Cone) Valve Replacements		
LOCATION:	DuPage Pumping Station		
DESCRIPTION:	Replacement of a 30" diameter hydraulically operated cone-style pump control valve in the Pump Discharge at the DuPage Pump Station.		
PURPOSE:	To provide for the replacement of an original pump control valve that has reached the end of its useful life. The removed valve will be refurbished under the Annual Maintenance Budget and relocated to an adjacent pump discharge.		
BENEFIT:	The process is a scheduled program where the initial purchase will allow for each of the high-lift pump control valves to be individually refurbished and, upon completion of the program, a refurbished spare valve will be placed in storage for future use. The program is anticipated to reduce costs associated with the purchase of new units over the following eight to nine years.		
ESTIMATED TOTAL PROJECT COST:	\$500,000		
PROPERTY INTERESTS:	None Required		
LEGAL:	None Required		
ENGINEERING:	TBD		
CONSTRUCTION:	\$500,000		
PROJECTED SCHEDULE:			Estimated Annual Expense:
	FY24/25	Construction	\$500,000
	FY25/26	Complete	\$0
	FY26/27	Complete	\$0
	FY27/28	Complete	\$0
	FY28/29	Complete	\$0

**DuPAGE WATER COMMISSION
2025-2029
FIVE YEAR CAPITAL IMPROVEMENT PLAN**

AREA:	Distribution System Improvements		
PROJECT:	ROV and Large Valve Repairs and Upgrades		
LOCATION:	Various Locations Throughout DWC Service Area		
DESCRIPTION:	Repair or replacement of distribution system valves as determined by the Valve Assessment Program.		
PURPOSE:	To repair or replace manual and/or remotely operated valves and associated equipment as they reach the end of their useful life or at a time when repair parts are no longer in production or readily available. The locations are to be selected based on the findings of the valve assessment program.		
BENEFIT:	Full-closure and functional remote operation of critical valves is critical in ensuring a timely and effective isolation of the system in the event of a water main break or planned system maintenance.		
ESTIMATED TOTAL PROJECT COST:	\$2,500,000		
PROPERTY INTERESTS:	None Required		
LEGAL:	None Required		
ENGINEERING:	TBD		
CONSTRUCTION:	TBD		
PROJECTED SCHEDULE:		Estimated Annual Expense:	
	FY24/25	Construction	\$500,000
	FY25/26	Construction	\$500,000
	FY26/27	Construction	\$500,000
	FY27/28	Construction	\$500,000
	FY28/29	Construction	\$500,000

**DuPAGE WATER COMMISSION
2025-2029
FIVE YEAR CAPITAL IMPROVEMENT PLAN**

AREA:	Distribution System Improvements		
PROJECT:	North Transmission Main Improvements		
LOCATION:	TBD		
DESCRIPTION:	General improvements on the North Transmission Main focused on increasing delivery site redundancy and overall DWC distribution system balance.		
PURPOSE:	To balance the DWC distribution network more optimally and to improve the redundancy at delivery points for customers along the North Transmission Main.		
BENEFIT:	These types of improvements will help create better system balance throughout the entire DWC distribution network and substantially reduce adverse impacts to customers during situations where shut-downs are required for maintenance or emergency purposes.		
ESTIMATED TOTAL PROJECT COST:	TBD		
PROPERTY INTERESTS:	TBD		
LEGAL:	TBD		
ENGINEERING:	TBD		
CONSTRUCTION:	TBD		
PROJECTED SCHEDULE:			Estimated Annual Expense:
	FY24/25	None	\$0
	FY25/26	None	\$0
	FY26/27	None	\$0
	FY27/28	None	\$0
	FY28/29	Construction	TBD

**DuPAGE WATER COMMISSION
2025-2029
FIVE YEAR CAPITAL IMPROVEMENT PLAN**

AREA:	Distribution System Improvements		
PROJECT:	Distribution System Upgrades		
LOCATION:	Various Locations Throughout DWC Service Area		
DESCRIPTION:	Installation, replacement, and/or repair of pipeline valves and critical redundancy-related infrastructure.		
PURPOSE:	To repair, install, or replace various portions of pipelines and valves as needed to ensure system resiliency and to provide redundancy at critical locations.		
BENEFIT:	DWC analysis has identified critical locations where system isolation due to a water main leak/break or required maintenance could critically impact flow to one or more customer communities. The proposed scope of work would allow for additional system manipulation to substantially minimize adverse impacts to customer communities.		
ESTIMATED TOTAL PROJECT COST:	\$5,000,000		
PROPERTY INTERESTS:	TBD		
LEGAL:	TBD		
ENGINEERING:	TBD		
CONSTRUCTION:	TBD		
PROJECTED SCHEDULE:		Estimated Annual Expense:	
	FY24/25	Construction	\$1,000,000
	FY25/26	Construction	\$1,000,000
	FY26/27	Construction	\$1,000,000
	FY27/28	Construction	\$1,000,000
	FY28/29	Construction	\$1,000,000

**DuPAGE WATER COMMISSION
2025-2029
FIVE YEAR CAPITAL IMPROVEMENT PLAN**

AREA:	Distribution System Improvements		
PROJECT:	Cathodic Protection Improvements		
LOCATION:	Various Locations Throughout DWC Service Area		
DESCRIPTION:	Pipeline Cathodic Protection Improvements		
PURPOSE:	To construct and maintain cathodic protection for steel and prestressed concrete cylinder pipe (PCCP) water mains to mitigate the effects of corrosion caused by soil conditions and/or stray electrical current, in an effort to maximize the life expectancy of the pipelines.		
BENEFIT:	This work maximizes the useful life for steel and PCCP water mains and reduces the potential for leaks and breaks.		
ESTIMATED TOTAL PROJECT COST:	\$2,500,000		
PROPERTY INTERESTS:	TBD		
LEGAL:	TBD		
ENGINEERING:	TBD		
CONSTRUCTION:	TBD		
PROJECTED SCHEDULE:		Estimated Annual Expense:	
	FY24/25	Engineering/Construction	\$500,000
	FY25/26	Engineering/Construction	\$500,000
	FY26/27	Engineering/Construction	\$500,000
	FY27/28	Engineering/Construction	\$500,000
	FY28/29	Engineering/Construction	\$500,000

**DuPAGE WATER COMMISSION
2025-2029
FIVE YEAR CAPITAL IMPROVEMENT PLAN**

AREA:	Remote Facilities Improvements		
PROJECT:	Meter Station Roof and Siding Replacement		
LOCATION:	Various Locations Throughout DWC Service Area		
DESCRIPTION:	Meter Station roof and siding replacement.		
PURPOSE:	To replace asphalt shingle roofing (installed between 1995 and 2000) which has exceeded its useful life with steel standing seam roofing. The existing Exterior Insulation Finishing System (EIFS) siding will also be replaced with insulated metal panel siding.		
BENEFIT:	Steel standing seam roofing has a life expectancy much greater than standard 15-year or 20-year asphalt shingles. Additionally, the EIFS siding is subject to damage from birds nesting inside which also allows moisture to penetrate the structure, potentially creating both biological and structural hazards.		
ESTIMATED TOTAL PROJECT COST:	\$450,000		
PROPERTY INTERESTS:	None		
LEGAL:	None		
ENGINEERING:	TBD		
CONSTRUCTION:	TBD		
PROJECTED SCHEDULE:			Estimated Annual Expense:
	FY24/25	Engineering/Construction	\$150,000
	FY25/26	Construction	\$150,000
	FY26/27	Construction	\$150,000
	FY27/28	None	\$0
	FY28/29	None	\$0

DuPAGE WATER COMMISSION
2025-2029
FIVE YEAR CAPITAL IMPROVEMENT PLAN

AREA:	Remote Facility Improvements		
PROJECT:	Industrial Coatings Rehabilitation		
LOCATION:	Various Locations Throughout DWC Service Area		
DESCRIPTION:	Insulation removal, abrasive blasting, and application of industrial coatings to piping systems throughout the DWC distribution system that are showing signs of external corrosion		
PURPOSE:	To remove closed-cell foam insulation installed circa 1990, which has been determined as a cause of accelerated corrosion on steel pipelines. External corrosion is then removed via abrasive blasting and an industrial coating is applied to delay future corrosion. In some instances, an insulating system (which does <i>not</i> promote corrosion) may also be installed.		
BENEFIT:	This work will extend the lifespan of system piping, valves, and fittings within the DWC distribution network.		
ESTIMATED TOTAL PROJECT COST:	\$1,500,000		
PROPERTY INTERESTS:	None Required		
LEGAL:	None Required		
ENGINEERING:	TBD		
CONSTRUCTION:	TBD		
PROJECTED SCHEDULE:		Estimated Annual Expense:	
	FY24/25	None	\$0
	FY25/26	None	\$0
	FY26/27	Construction	\$500,000
	FY27/28	Construction	\$500,000
	FY28/29	Construction	\$500,000

**DuPAGE WATER COMMISSION
2025-2029
FIVE YEAR CAPITAL IMPROVEMENT PLAN**

AREA:	Remote Facilities Improvements		
PROJECT:	Water Meter Register Replacements		
LOCATION:	Metering Facilities		
DESCRIPTION:	Replacement of Meter Registers		
PURPOSE:	Replacement of electromechanical meter registers at all 84 Meter Stations (approximately 265 meters) which record Commission Customer water usage for billing and operational purposes. The electrical component of the meter register has a 10-year battery life and is nearing the end of its useful life. Installation will be performed by DWC Staff.		
BENEFIT:	Maintain accurate water usage data for Customer monthly billing and system accountability.		
ESTIMATED TOTAL PROJECT COST:	\$150,000		
PROPERTY INTERESTS:	None Required		
LEGAL:	None Required		
ENGINEERING:	None Required		
CONSTRUCTION:	None Required		
PROJECTED SCHEDULE:			Estimated Annual Expense:
	FY24/25	None	\$0
	FY25/26	Purchase/Installation	\$150,000
	FY26/27	None	\$0
	FY27/28	None	\$0
	FY28/29	None	\$0

**DuPAGE WATER COMMISSION
2025-2029
FIVE YEAR CAPITAL IMPROVEMENT PLAN**

AREA:	Condition Assessment Remediation		
PROJECT:	Condition Assessment Related Projects		
LOCATION:	Various Locations Throughout DWC Service Area		
DESCRIPTION:	Remediation of deficiencies found in the 2014-2015 Condition Assessment and as identified in subsequent analyses.		
PURPOSE:	To address the deficiencies identified in the Condition Assessment and resolve other deficiencies identified following the comprehensive 2014-15 report.		
BENEFIT:	The remediation process will correct identified deficiencies as needed to maintain the DWC distribution system operations and ensure that the DWC assets are kept in a functional and reliable condition.		
ESTIMATED TOTAL PROJECT COST:	\$2,500,000		
PROPERTY INTERESTS:	None Required		
LEGAL:	None Required		
ENGINEERING:	As Needed		
CONSTRUCTION:	TBD		
PROJECTED SCHEDULE:		Estimated Annual Expense:	
	FY24/25	Construction	\$500,000
	FY25/26	Construction	\$500,000
	FY26/27	Construction	\$500,000
	FY27/28	Construction	\$500,000
	FY28/29	Construction	\$500,000

**DuPAGE WATER COMMISSION
2025-2029
FIVE YEAR CAPITAL IMPROVEMENT PLAN**

AREA:	WaterLink		
PROJECT:	WaterLink Project – DWC Improvements		
LOCATION:	Montgomery/Oswego/Yorkville		
DESCRIPTION:	Design and construction of distribution piping network improvements above and beyond those which are hydraulically necessary connect the communities of Montgomery, Oswego and Yorkville (WaterLink Communities) to the DWC distribution system.		
PURPOSE:	The WaterLink Communities are currently supplied with water via a depleting aquifer and have explored alternate sources of drinking water over the past several years, having identified the DWC as the optimal new source. In order to supply the WaterLink Communities with drinking water, the DWC distribution system must be extended beyond its current limits. The DWC has elected to increase the size of a portion of the proposed improvements in order to create additional distribution capacity to the west side of the Fox River.		
BENEFIT:	By increasing the size of some of the proposed WaterLink improvements, the DWC will be able to convey water to the west of the Fox River in excess of what is currently required by the WaterLink Communities. This additional capacity will allow for additional future customers in the area to be supplied with water by DWC with minimal additional infrastructure improvements. By incorporating this additional capacity into the WaterLink Project, there will be substantial cost savings due to economies of scale.		
ESTIMATED TOTAL PROJECT COST:	The total cost for the additional improvements the DWC has elected to make is estimated to be \$32,000,000.		
PROPERTY INTERESTS:	None		
LEGAL:	Required; TBD		
ENGINEERING:	\$2,000,000		
CONSTRUCTION:	\$30,000,000		
PROJECTED SCHEDULE:		Estimated Annual Expense:	
	FY24/25	Engineering/Legal	\$2,000,000
	FY25/26	Construction	\$10,000,000
	FY26/27	Construction	\$10,000,000
	FY27/28	Construction	\$10,000,000
	FY28/29	Complete	\$0

**DuPAGE WATER COMMISSION
2025-2029
FIVE YEAR CAPITAL IMPROVEMENT PLAN**

AREA:	Alternative Water Source Project		
PROJECT:	Alternative Water Source Project		
LOCATION:	TBD		
DESCRIPTION:	Study, design, and construct an alternative Lake Michigan water supply.		
PURPOSE:	To determine the feasibility of advancing a project for an alternative source of Lake Michigan water. The project will include construction of a Lake Michigan water intake source, a treatment facility, and conveyance systems to supply current and future needs of the DWC as an alternative to purchasing commodity water from the City of Chicago.		
BENEFIT:	This project offers the potential to lower the cost of service as an alternative to the current rate model as defined by the City of Chicago in addition to governance control of the entire system from the Lake Michigan source to the customer communities. There is also a potential opportunity to partner with other regional wholesalers to create a new regional source water system.		
ESTIMATED TOTAL PROJECT COST:	<p>The Five-Year Capital Budget includes \$14,900,000 however the ongoing feasibility study will provide additional detail for consideration including estimated legal, engineering and construction costs. Property acquisition costs not included in this forecast may be realized based upon the timing in which they are identified and purchase opportunities are presented.</p> <p>This is a long-term project, with a period of approximately 15-20 years needed to complete construction and commissioning.</p>		
PROPERTY INTERESTS:	Required; TBD		
LEGAL AND PROFESSIONAL SERVICES:	Required; TBD		
ENGINEERING:	Required; TBD		
SURVEY, GEOTECH AND STRUCTURAL:	Required; TBD		
PROJECTED SCHEDULE:		Estimated Annual Expense:	
	FY24/25	Legal/Engineering/Property/Survey	\$1,350,000
	FY25/26	Legal/Engineering/Survey	\$1,150,000
	FY26/27	Legal/Engineering/Survey	\$1,150,000
	FY27/28	Legal/Engineering/Survey	\$5,750,000
	FY28/29	Legal/Engineering/Survey	\$5,750,000



DuPage Water Commission Externally Funded Projects (Customer Escrow)

Metering Stations	2024-25	2025-26	2026-27	2027-2028	2028-289
Lombard 5 th Connection	\$1,250,000				
Aqua Illinois – Oak Brook Area Zone Connections	2024-25	2025-26	2026-27	2027-2028	2028-29
New Customer Connections	\$2,000,000				
Montgomery/Oswego/Yorkville 'Waterlink Customer Addition'	2024-25	2025-26	2026-27	2027-2028	2028-29
Engineering	\$12,600,000	\$7,600,000	\$9,500,000	\$2,900,000	
Legal/Property Interests	\$26,200,000				
Construction		\$80,400,000	\$100,500,000	\$20,100,000	
ANNUAL TOTALS	\$42,050,000	\$88,000,000	\$110,000,000	\$23,000,000	\$0

DRAFT

**DuPAGE WATER COMMISSION
2025-2029
FIVE YEAR CAPITAL IMPROVEMENT PLAN**

AREA:	Escrow Funded Projects		
PROJECT:	Village of Lombard 5th Connection		
LOCATION:	Lombard, Illinois		
DESCRIPTION:	Lombard 5 th Connection		
PURPOSE:	To provide an additional point of connection for the Lombard Unit System.		
BENEFIT:	Lombard has requested an additional point of connection to improve the reliability of their unit system and provide an alternate source of water in the event that the Commission requires the emergency shutdown of other Lombard Connections. Lombard has requested that the Commission design and construct a Pressure Adjusting Station as a joint facility with the Commission's Meter Station on behalf of the Village.		
ESTIMATED TOTAL PROJECT COST:	The Five-Year Capital Improvement Plan assumes a budget of \$1,250,000 to cover engineering and construction costs, which Lombard will be required to post in escrow. Additional funding will be required from Lombard upon the approval to commence construction. The facilities will be constructed within easements and on land provided or procured by the Village of Lombard.		
PROPERTY INTERESTS:	None		
LEGAL:	None		
ENGINEERING:	Under Contract with AECOM		
CONSTRUCTION:	\$1,250,000		
PROJECTED SCHEDULE:		Estimated Annual Expense:	
	FY24/25	Engineering/Legal/Construction	\$1,250,000
	FY25/26	None	\$0
	FY26/27	None	\$0
	FY27/28	None	\$0
	FY28/29	None	\$0

**DuPAGE WATER COMMISSION
2025-2029
FIVE YEAR CAPITAL IMPROVEMENT PLAN**

AREA:	Escrow Funded Projects	
PROJECT:	Aqua Illinois – Formerly Oak Brook Service Zones 1-5	
LOCATION:	York Township DuPage County, and Proviso Township, Cook County	
DESCRIPTION:	New customer connections	
PURPOSE:	To provide points of connection for five (5) discreet and non-contiguous zones previously served by the Village of Oak Brook.	
BENEFIT:	To provide Lake Michigan Water	
ESTIMATED TOTAL PROJECT COST:	The Five-Year Capital Budget has proposed \$2,000,000 of which Aqua Illinois has posted escrow in sufficient quantity to cover estimated engineering and construction costs in 2023 dollars. The facilities will be constructed within easements and land provided or procured by Aqua Illinois.	
PROPERTY INTERESTS:	Provided by Aqua Illinois	
LEGAL:	None	
ENGINEERING:	TBD	
CONSTRUCTION:	TBD	
PROJECTED SCHEDULE:		Estimated Annual Expense:
FY24/25	Engineering/Property/Construction	\$2,000,000
FY25/26	None	\$0
FY26/27	None	\$0
FY27/28	None	\$0
FY28/29	None	\$0

**DuPAGE WATER COMMISSION
2025-2029
FIVE YEAR CAPITAL IMPROVEMENT PLAN**

AREA:	Escrow Funded Projects		
PROJECT:	WaterLink Communities Customer Additions: Montgomery, Oswego and Yorkville		
LOCATION:	DuPage, Kane and Kendall Counties, Illinois		
DESCRIPTION:	New Customer Connections		
PURPOSE:	To extend service to additional areas in Kendall and Kane Counties as a result of the selection of the DuPage Water Commission as the preferred source of Lake Michigan water to the municipalities of Montgomery, Oswego, and Yorkville, also known as the "WaterLink Communities".		
BENEFIT:	To provide Lake Michigan Water to areas currently served by a depleting well water source.		
ESTIMATED TOTAL PROJECT COST:	The Five-Year Capital Budget includes \$259,800,000 of which the WaterLink Communities will provide funding in sufficient quantity to cover estimated engineering, legal, property and construction costs. The facilities will be designed and constructed within right-of-way and easements and land provided or procured by the WaterLink Communities. Funding may be provided by external sources such as WIFIA or State Revolving Funds.		
PROPERTY INTERESTS:	Constructed within right-of-way and easements and land provided or procured by the WaterLink Communities.		
LEGAL:	TBD		
ENGINEERING:	TBD		
CONSTRUCTION:	TBD		
PROJECTED SCHEDULE:		Estimated Annual Expense:	
	FY24/25	Engineering/Legal/Property	\$38,800,000
	FY25/26	Engineering/Construction	\$88,000,000
	FY26/27	Engineering/Construction	\$110,000,000
	FY27/28	Engineering/Construction	\$23,000,000
	FY28/29	Complete	\$0