



AGENDA – Board of Commissioners

Thursday, March 16, 2023 6:30 P.M.

- I. Call to Order and Pledge of Allegiance
- II. Roll Call
- III. Public Comments (limited to 3 minutes per person)
- IV. Approval of Minutes

(Concurrence of a Majority of those Commissioners Present, provided there is a quorum—minimum 4)

RECOMMENDED MOTION: To approve the Minutes of the February 16, 2023 Regular Meeting of the DuPage Water Commission and the February 16, 2023 Minutes of the Committee of the Whole (Voice Vote)

- V. Treasurer’s Report

(Concurrence of a Majority of those Commissioners present, provided there is a quorum—minimum 4)

RECOMMENDED MOTION: To accept the February 2023 Treasurer's Report (Voice Vote).

- VI. Committee Reports

- A. Finance Committee

1. Report of 3/16/23 Finance Committee
2. Request for Board Action - Authorization for the General Manager to engage in a two (2) year agreement with Arthur J. Gallagher for insurance brokerage services at the DuPage Water Commission for a cost not to exceed \$30,385.00 annually.

(Affirmative Majority of the Appointed Commissioners, containing the votes of at least 1/3 of the County Appointed Commissioners and 40% of the Municipal Appointed Commissioners—3 County + 3 Muni+1=7)

3. Request for Board Action – A request amending and restating the Investment Policy of the DuPage Water Commission.

(Affirmative Majority of the Appointed Commissioners, containing the votes of at least 1/3 of the County Appointed Commissioners and 40% of the Municipal Appointed Commissioners—3 County + 3 Muni+1=7)

4. Request for Board Action – A request for retain the services of Baker Tilly Virchow Krause, LLP, for a one (1) year term.

(Affirmative Majority of the Appointed Commissioners, containing the votes of at least 1/3 of the County Appointed Commissioners and 40% of the Municipal Appointed Commissioners—3 County + 3 Muni+1=7)

RECOMMENDED MOTION: To adopt item numbers 2 through 4 under the Finance Committee Report section of the agenda in a single group pursuant to the Omnibus Vote procedures. (Roll Call)

5. Actions on other items listed on the 3/16/23 Finance Committee Agenda.

B. Administration Committee

1. Report of 3/16/23 Administration Committee

2. Request for Board Action – To Authorize a Consulting Agreement with John J. Millner and Associates, Inc., in an amount not to exceed \$40,000.00.

(Affirmative Majority of the Appointed Commissioners, containing the votes of at least 1/3 of the County Appointed Commissioners and 40% of the Municipal Appointed Commissioners—3 County + 3 Muni+1=7)

3. Resolution No. R-12-23: A Resolution Authorizing the General Manager to process FY 2024 Vehicle Replacement Purchase Orders for an amount not to exceed \$196,000.00.

(Affirmative Majority of the Appointed Commissioners, containing the votes of at least 1/3 of the County Appointed Commissioners and 40% of the Municipal Appointed Commissioners—3 County + 3 Muni+1=7)

RECOMMENDED MOTION: To adopt item numbers 2 and 3 under the Administration Committee Report section of the agenda in a single group pursuant to the Omnibus Vote procedures. (Roll Call)

4. Actions on Other Items Listed on 3/16/23 Administration Committee Agenda

C. Engineering & Construction Committee

1. Report of 3/16/23 Engineering & Construction Committee

2. Resolution No. R-8-23: A Resolution Approving and Ratifying Certain Change Orders for a Contract for the Construction of DPPS Emergency Generation System Modifications, Contract PSD-10/22, At a cost of \$61,500.46.

(Affirmative Majority of the Appointed Commissioners, containing the votes of at least 1/3 of the County Appointed Commissioners and 40% of the Municipal Appointed Commissioners—3 County + 3 Muni+1=7)

3. Resolution No. R-9-23: A Resolution Approving and Ratifying certain Change Orders for the Influent, Effluent, and 72” Meter Buildings Coating Rehabilitation contract (PSD-11/22) to GP Maintenance Services, Inc, increasing the net contract price by an amount not to exceed \$23,800.00.

(Affirmative Majority of the Appointed Commissioners, containing the votes of at least 1/3 of the County Appointed Commissioners and 40% of the Municipal Appointed Commissioners—3 County + 3 Muni+1=7)

4. Resolution No. R-10-23: A Resolution approving a two (2) year contract time extension of Contract QR-12/21 to John Neri Construction Co. Inc., Rossi Contractors, Inc., and Benchmark Construction Co. Inc., for quick response construction work, at no cost.

(Affirmative Majority of the Appointed Commissioners, containing the votes of at least 1/3 of the County Appointed Commissioners and 40% of the Municipal Appointed Commissioners—3 County + 3 Muni+1=7)

5. Resolution No. R-11-23: A Resolution approving and ratifying certain task orders under a Master Contract with AECOM Technical Services for the Condition Assessment of the Lexington Pumping Station at an estimated cost of \$91,369.00.

(Affirmative Majority of the Appointed Commissioners, containing the votes of at least 1/3 of the County Appointed Commissioners and 40% of the Municipal Appointed Commissioners—3 County + 3 Muni+1=7)

RECOMMENDED MOTION: To adopt item numbers 2 through 5 under the Engineering & Construction Report section of the agenda in a single group pursuant to the Omnibus Vote procedures. (Roll Call)

6. Actions on Other Items Listed on 3/16/23 Engineering & Construction Committee Agenda

VII. Accounts Payable

A. March 2023

1. Approval of Accounts Payable invoices received.

RECOMMENDED MOTION: To approve the Accounts Payable in the amount of \$8,505,614.03 (February 2023), subject to submission of all contractually required documentation, for invoices that have been received (Roll Call). (Affirmative Majority of the Appointed Commissioners, containing the votes of at least 1/3 of the County Appointed Commissioners and 40% of the Municipal Appointed Commissioners—3 County + 3 Muni+1=7)

2. Approval of Accounts Payable estimated invoices

RECOMMENDED MOTION: To approve the Accounts Payable in the amount of \$3,720,330.00 (February 2023), subject to submission of all contractually required documentation, for invoices that have not yet been received but have been estimated (Roll Call). (Affirmative Majority of the Appointed Commissioners, containing the votes of at least 1/3 of the County Appointed Commissioners and 40% of the Municipal Appointed Commissioners—3 County + 3 Muni+1=7)

VIII. Chairman's Report

IX. Old Business

- Sikich HR assessment review & update

X. New Business

XI. Executive Session

(Concurrence of a Majority of those Commissioners Present, provided there is a quorum—minimum 4)

RECOMMENDED MOTION: To go into Executive Session to discuss security procedures pursuant to 5 ILCS 120/2(c)(8), to discuss matters related to personnel pursuant to 5 ILCS 120/2(c)(1) and (2), to discuss acquisition of real estate pursuant to 5 ILCS 120/2(c)(5), to discuss pending, probable, or imminent litigation pursuant to 5 ILCS 120/2(c)(11), and/or to discuss minutes of closed meetings pursuant to 5 ILCS 120/2(c)(21) (Roll Call).

RECOMMENDED MOTION: To come out of Executive Session (Voice Vote).

XII. Adjournment

(Concurrence of a Majority of those Commissioners Present, provided there is a quorum—minimum 4)

Minutes of a Meeting
of the

BOARD OF COMMISSIONERS

DuPage Water Commission
600 E. Butterfield Road, Elmhurst, Illinois

February 16, 2023

I. The meeting was called to order by Chairman Zay at 6:40 PM

II. Roll Call

Commissioners in attendance: D. Bouckaert, J. Broda, J. Fennell, D. Novotny, J. Pruyn, D. Russo, F. Saverino, P. Suess, J. Zay

Commissioners absent: R. Gans, J. Healy, K. Rush, D. Van Vooren

Also in attendance: P. May, C. Bostick, C. Peterson, M. Weed, D. Cuvalo, J. Haney and D. Mundall

III. Public Comments

No Public Comment was offered.

IV. Approval of Minutes

Commissioner Saverino moved to approve the minutes of the January 19, 2023 Regular Commission Meeting, seconded by Commissioner Pruyn, unanimously approved by a voice vote.

Ayes: D. Bouckaert, J. Broda, J. Fennell, D. Novotny, J. Pruyn, D. Russo, F. Saverino, P. Suess, J. Zay

Nay: None

Absent: R. Gans, J. Healy, K. Rush, D. Van Vooren

V. Treasurer's Report

Financial Administrator Peterson presented the January 2023 Treasurer's Reports consisting of 13 pages with pages 1 and 2 containing a brief summary of the report.

January 2023

Financial Administrator Peterson pointed out the \$226.1 million of cash and investments on page 4, which reflected an decrease of about \$1.6 million from the previous month. Financial Administrator Peterson also pointed out the schedule of investments on pages 5 through 11 totaling \$189.6 million and the market yield on the total portfolio showed 2.19% which is up

slightly from the prior month. On page 12, the statement of cash flows showed an increase in cash and investments by about \$10.4 million and operating activities increased by approximately \$9.2 million. Also noted on page 13, the monthly cash/operating report showed that the Commission has met all recommended reserve balances.

Commissioner Russo moved to accept the January 2023 Treasurer's Report, seconded by Commissioner Broda, unanimously approved by a voice vote.

Ayes: D. Bouckaert, J. Broda, J. Fennell, D. Novotny, J. Pruyn, D. Russo, F. Saverino, P. Suess, J. Zay

Nay: None

Absent: R. Gans, J. Healy, K. Rush, D. Van Vooren

VI. Committee Reports

A. Finance Committee

Commissioner Seuss gave an update on the Finance Committee meeting. There are no action items to bring forward. A discussion regarding the Gallagher contract extension resulted in a consensus of the Committee to renew the contract. The appropriation budget was considered and will be brought before this board in the coming months for approval.

B. Administration Committee

The Administration Committee did not meet due to lack of quorum. However, Commissioner Broda brought forward the following Resolution.

Item 2: Resolution R-6-23: A Resolution Suspending the Purchasing Procedures and authorizing the Execution of a Consulting Agreement with Accenture LLP for Hexagon EAM Services, at an annual cost of \$88,800.00.

Commissioner Broda moved to approve Resolution R-6-23, seconded by Commissioner Russo, unanimously approved by a voice vote.

Ayes: D. Bouckaert, J. Broda, J. Fennell, D. Novotny, J. Pruyn, D. Russo, F. Saverino, P. Suess, J. Zay

Nay: None

Absent: R. Gans, J. Healy, K. Rush, D. Van Vooren

C. Engineering & Construction Committee

Item 1: Resolution No. R-7-23: A Resolution Approving and Authorizing the General Manager to execute a three (3) year contract with Multisystem Management Company for periodic janitorial services at a cost not to exceed \$84,186.00

Commissioner Fennell moved to approve Resolution R-7-23, seconded by Commissioner Bouckaert and unanimously approved by a roll call vote.

Ayes: D. Bouckaert, J. Broda, J. Fennell, D. Novotny, J. Pruyn, D. Russo, F. Saverino, P. Suess, J. Zay

Nay: None

Absent: R. Gans, J. Healy, K. Rush, D. Van Vooren

VII. Accounts Payable

A. January 2023

Item 1: To approve the Accounts Payable in the amount of \$8,968,796.16 (January 2023), subject to submission of all contractually required documentation, for invoices that have been received.

Item 2: To approve the Accounts Payable in the amount of \$3,492,675.00 (January 2023) subject to submission of all contractually required documentation, for invoices that have not yet been received but have been estimated.

Commissioner Russo moved to approve the accounts payable disbursements and the estimated accounts payable for January 2023, seconded by Commissioner Broda and unanimously approved by a roll call vote.

Ayes: D. Bouckaert, J. Broda, J. Fennell, D. Novotny, J. Pruyn, D. Russo, F. Saverino, P. Suess, J. Zay

Nay: None

Absent: R. Gans, J. Healy, K. Rush, D. Van Vooren

VIII. Chairman's Report

Chairman Zay shared that the County has confirmed his reappointment as well as Commissioner Russo's, District 6, both appointments will be brought before the County Board for approval on February 28, 2023. The County has not yet brought forward appointments for Districts 4 and 5. Municipal District 2 is in the hands of the Municipal leaders and the Commission has yet to hear from them on a candidate.

General Manager Paul May thanked Staff for their hard work on the Budget. Chicago contract negotiations are ongoing and we had a very effective meeting with our Customer group, whose contract expires February 2024. The source water study continues with final technical memorandum document due end of February.

Chairman Zay asked for a consensus of the Commissioners to release the draft Budget. All Commissioners offered consensus.

IX. Old Business

No Old Business was offered.

X. New Business

No New Business was offered.

XI. Executive Session

There was no Executive Session.

XII. Adjournment

Commissioner Broda made a motion to adjourn, seconded by Commissioner Saverino, unanimously approved by a voice vote. All aye, motion carried.

Meeting adjourned at 6:49 PM.

**Minutes of a Meeting
of the**

COMMITTEE OF THE WHOLE

DuPage Water Commission
600 E. Butterfield Road, Elmhurst, Illinois

February 16, 2023

The meeting was called to order by Chairman Zay at 6:02 P.M.

Commissioners in attendance: D. Bouckaert, J. Broda, J. Fennell, D. Novotny, J. Pruy, D. Russo, F. Saverino, P. Suess, and J. Zay

Commissioners Absent: R. Gans, J. Healy, K. Rush, D. Van Vooren

Also in attendance: P. May, C. Bostick, C. Peterson, M. Weed, J. Haney, D. Cuvalo, D. Mundall, P. Luetkehans of Leutkehans, Brady, Garner and Armstrong, LLC.

TENTATIVE DRAFT BUDGET FOR FISCAL YEAR 2023-2024

General Manager Paul May began by emphasizing that the Commission holds no outstanding debt. Reserves remain in good condition, with a total of \$165M. Commissioner Suess inquired about the \$4.5M from Aqua and if that could fund the Reserves. General Manager May responded that was correct; those funds have been deposited in the General Fund. The General Fund balance will be partially redirected to fund the required Reserve Fund balance as established by the Reserve Fund Policy.

Investment activity is currently at \$177.9M with a gross market yield of 4.4%. The Consumer Price Index (CPI) is experiencing growth of 6.5% at year end. The energy costs have flipped considerably, now representing a larger portion of total expenditures than in previous years. DWC does retain a multi-year contract, but both Chicago (Lexington Pump Station), and DWC costs have increased following the end of the previous electric commodity contract.

The water commodity cost from the City of Chicago is expected to be 5%, equal to \$0.21 per thousand gallons for a change from \$4.33 to \$4.54 per thousand gallons. This will, of course impact the DWC wholesale rate. DWC margins have decreased since 2015-2016 from \$1.03 to the current rate of \$0.85. The current budget proposal is to retain the \$0.85 margin, and to pass along the \$0.21 increase only. Therefore, the current customer rate of \$5.18 per T-gallons is proposed to rise to \$5.39 per T-gallons. General Manager May then summarized all accounts.

The Capital Improvement Plan was summarized for the Commissioners. General Manager May informed the Board that there will be a detailed presentation of the Alternate Water Source project at the April meeting. A new account was introduced, the Escrow Funded Capital account, which is intended to differentiate funds from external sources dedicated to a unique and distinct

project funded by an outside party, such as a new customer funding an escrow for system expansion.

In summary, the budget contemplates a net operating loss of \$6.9M. FY 2023-2024 strategic objectives were introduced. General Manager May thanked Staff for all of their hard work and then opened the floor to questions.

Commissioner Suess asked for status on the \$12.8M for capital projects in the current fiscal year. Financial Administrator Peterson replied that we are at \$2.5M currently, with invoices from the Generator Building and SCADA project coming in. All projects are underway, but many were started throughout the year, and invoicing is expected to lag the project progress in many cases. Timing will play a part in how much of the \$12.8M is spent.

Commissioner Suess asked about the forecast level of water consumption and if that was projected to stay the same, to which General Manager May replied yes.

Commissioner Russo asked how many years the \$0.85 margin had been held. General Manager May replied that it had been three years. Commissioner Russo expressed concerns about holding that rate for a prolonged period then having a dramatic rise later and the perception of that rise. Chairman Zay added that our Municipal members will need to raise their rates as well to accommodate the \$0.21 increase from the City of Chicago and with our current reserve levels, it may be most appropriate to keep the margin consistent for now. Commissioner Suess added that consumption has been higher than projected for the past few years which is favorable to the Commission, and may reduce the realized loss at the end of the year. Chairman Zay noted that with the addition of Montgomery, Oswego and Yorkville, future consumption is expected to be higher as well. Commissioner Pruyn mentioned that some of our Municipal customers are concerned with the level of our Reserves.

With no further discussion, Commissioner Broda moved to adjourn the meeting at 6:39 P.M. Seconded by Commissioner Saverino and unanimously approved by a Voice Vote.

All voted aye. Motion carried.



MEMORANDUM

To: Chairman and Commissioners
From: Bill Fates, Treasurer
Date: 3/7/2023
Subject: TREASURER'S REPORT – February 28, 2023

I am pleased to report that I have reviewed and approved all journal entries and bank reconciliations for the month of February. I have also reviewed the monthly financial statements and budget status reports and found them to be in order.

Summary of Cash & Investments (Page 4)

1. Cash and investments totaled \$227.2 million on February 28th, an increase of \$1.1 million compared to the previous month.
2. The balance in the BMO Harris checking account was \$37.2 million on February 28th, an increase of \$0.7 million compared to the \$36.5 million reported last month.
3. The BMO Harris money market accounts had \$2.7 million at month-end, relatively unchanged from the prior month.
4. During the month of February, the IIIT money market accounts decreased by \$2.5 million from the prior month.
5. In February, corporate notes and U.S. Treasury investments increased by \$2.6 million and \$1.1 million, respectively. U.S. Agency investments decreased by \$1.1 million.
6. The current holdings of cash and investments are in compliance with the approved investment policy.
7. For the ten months ended February 28, 2023, the Commission's cash and investments increased a total of \$10.3 million.
 - The Operating & Maintenance Account decreased by \$0.7 million for an ending balance of \$40.0 million.
 - The General Account increased by approximately \$10.4 million for an ending balance of \$22.1 million.

- The Operating Reserve Account increased by approximately \$642,000 for a balance of \$74.0 million.
- The Capital Reserve Fund decreased by about approximately \$214,000 for a balance of \$66.3 million.
- The Long-Term Capital Reserve Account increased by approximately \$241,000 for a balance of \$24.8 million.

Summary of the Changes in Cash and Investments by Account

Account	Balance 4/30/2022	Balance 02/28/2023	Increase (Decrease)
Operations & Maintenance	\$40,712,748	\$39,972,865	\$(739,883)
General Account	11,764,287	22,145,801	10,381,514
Operating Reserve	73,340,284	73,982,288	642,004
Capital Reserve	66,483,336	66,269,106	(214,230)
Long-Term Cap. Reserve	24,545,723	24,786,875	241,152
Total Cash & Investments	\$216,846,378	\$227,156,935	\$10,310,557

Schedule of Investments (Pages 5-11)

1. The average yield to maturity on the Commission’s investments was 2.31%, up from the prior month average yield to maturity of 2.19%.
2. The portfolio ended the month of February 2023 with \$8.9 million of unrealized losses, compared to \$6.1 million in unrealized losses at April 30, 2022.
3. The amortized cost of our investments was \$189.9 million at February 28th.

Statement of Cash Flows (Page 12)


1. The statement of cash flows shows a breakdown of the \$10.3 million increase in cash and investments for the fiscal year.
2. Operating activities increased cash by approximately \$11.7 million as of the end of February 2023. Included in this activity is the \$4.5 million received from Aqua Illinois.
3. The decrease in Loans Receivable increased cash by approximately \$395,000.
4. Capital Assets purchased were \$3.1 million.
5. Cash flow from investment activity generated approximately \$1.2 million of income.

Reserve Analysis (Page 13)

1. The Operating Reserve account was \$74.0 million which is approximately 188 days, this amount meets the minimum balance per the reserve policy.
2. The Operating and Maintenance Account was \$40.0 million which is a balance currently sufficient to cover an estimated 101 days of normal operation and maintenance costs.

3. The reserve analysis report shows the Commission has met all recommended reserve balances on February 28th.

Respectfully submitted,

A handwritten signature in black ink, appearing to read "Bill Fates". The signature is written in a cursive style and is positioned above a horizontal line.

Bill Fates, CPA
Treasurer

DU PAGE WATER COMMISSION
TREASURER'S REPORT
SUMMARY OF CASH AND INVESTMENTS
February 28, 2023

FUNDS CONSIST OF:	February 28, 2023	January 31, 2023	INCR. - (DECR.)
PETTY CASH	1,300.00	1,300.00	0.00
CASH AT HARRIS BANK	37,238,758.70	36,470,384.11	768,374.59
TOTAL CASH	37,240,058.70	36,471,684.11	768,374.59
IIIT MONEY MARKET FUNDS	7,616,147.04	10,077,023.50	(2,460,876.46)
BMO HARRIS MONEY MARKET FUNDS	2,732,805.90	2,727,426.73	5,379.17
U. S. TREASURY INVESTMENTS	107,587,338.47	106,462,389.38	1,124,949.09
U. S. AGENCY INVESTMENTS	31,790,014.76	32,870,798.20	(1,080,783.44)
MUNICIPAL BONDS	12,637,633.46	12,638,787.68	(1,154.22)
COMMERCIAL PAPER	1,956,686.39	1,948,651.94	8,034.45
ASSET BACKED SEC/COLLATERALIZED MORTGAGE OBLIG	23,024,228.88	22,897,896.51	126,332.37
CERTIFICATES OF DEPOSIT	0.00	0.00	0.00
CORPORATE NOTES	2,572,021.16	0.00	2,572,021.16
TOTAL INVESTMENTS	189,916,876.06	189,622,973.94	293,902.12
TOTAL CASH AND INVESTMENTS	227,156,934.76	226,094,658.05	1,062,276.71
	February 28, 2023	January 31, 2023	% CHANGE
IIIT MONEY MARKET FUNDS	4.1%	5.4%	-24.4%
BMO HARRIS MONEY MARKET FUNDS	1.4%	1.4%	0.2%
U. S. TREASURY INVESTMENTS	56.6%	56.1%	1.1%
U. S. AGENCY INVESTMENTS	16.7%	17.3%	-3.3%
MUNICIPAL BONDS	6.7%	6.7%	0.0%
COMMERCIAL PAPER	1.0%	1.0%	0.4%
ASSET BACKED SEC/COLLATERALIZED MORTGAGE OBLIG	12.1%	12.1%	0.6%
CERTIFICATES OF DEPOSIT	0.0%	0.0%	N/A
CORPORATE NOTES	1.4%	0.0%	N/A
TOTAL INVESTMENTS	100.0%	100.0%	0.2%

Note 1 - Investments are carried at amortized cost.

DU PAGE WATER COMMISSION
INVESTMENTS
(Unaudited)
February 28, 2023

FUND SOURCE	COUPON RATE	PURCHASE DATE	MATURITY DATE		YIELD TO MATURITY (COST)	PAR VALUE	PURCHASE PRICE	AMORTIZED DISCOUNT (PREMIUM)	AMORTIZED COST	ACCRUED INTEREST 02/28/23
Water Fund Oper. & Maint. Acct. (01-121103)										
BMO Harris - Money Market	2.100%	02/28/23	03/01/23	1	2.100%	\$ 2,732,805.90	\$ 2,732,805.90	0.00	\$ 2,732,805.90	-
Water Fund General Account (01-121700)										
IIIT - Money Market	4.636%	02/28/23	03/01/23	1	4.636%	6,952,697.71	6,952,697.71	0.00	6,952,697.71	-
US Treasury Notes	1.500%	04/07/22	03/31/23	31	1.830%	500,000.00	498,378.91	1,485.24	499,864.15	3,131.87
US Treasury Notes	0.250%	06/07/22	04/15/23	46	2.190%	2,500,000.00	2,459,179.69	34,932.77	2,494,112.46	2,352.34
US Treasury Notes	0.125%	06/07/22	05/31/23	92	2.270%	2,500,000.00	2,448,339.84	38,528.67	2,486,868.51	781.25
US Treasury Notes	1.375%	11/28/22	09/30/23	214	4.730%	1,000,000.00	972,773.44	8,274.74	981,048.18	5,741.76
US Treasury Notes	0.125%	11/28/22	10/15/23	229	4.770%	1,000,000.00	960,507.81	11,441.66	971,949.47	470.47
US Treasury Notes	0.250%	11/28/22	11/15/23	260	4.800%	1,000,000.00	957,656.25	11,187.41	968,843.66	732.04
US Treasury Notes	0.125%	02/06/23	12/15/23	290	4.930%	2,000,000.00	1,920,859.38	5,598.37	1,926,457.75	521.98
US Treasury Notes	0.125%	02/06/23	01/15/24	321	4.910%	2,000,000.00	1,913,515.63	5,563.32	1,919,078.95	310.77
Fed Home Ln Discount Notes	0.000%	12/01/22	06/01/23	93	4.730%	1,000,000.00	976,643.33	11,550.00	988,193.33	-
Credit Agricole CIB NY	0.000%	12/02/22	07/17/23	139	5.140%	1,000,000.00	968,598.33	12,311.67	980,910.00	-
MUFG Bank LTD NY	0.000%	11/30/22	08/11/23	164	5.560%	1,000,000.00	962,252.78	13,523.61	975,776.39	-
Weighted Avg Maturity			118		4.165%	\$ 22,452,697.71	\$ 21,991,403.10	154,397.46	\$ 22,145,800.56	\$ 14,042.48
Water Fund Operating Reserve (01-121800)										
IIIT - Money Market	4.636%	02/28/23	03/01/23	1	4.636%	225,554.49	225,554.49	0.00	225,554.49	-
US Treasury Notes	0.125%	02/18/21	02/15/24	352	0.210%	725,000.00	723,159.18	1,248.59	724,407.77	35.05
US Treasury Notes	2.375%	03/01/19	02/29/24	366	2.560%	550,000.00	545,208.98	3,831.24	549,040.22	35.50
US Treasury Notes	2.250%	04/20/22	03/31/24	397	2.580%	500,000.00	496,894.53	1,375.84	498,270.37	4,697.80
US Treasury Notes	2.125%	04/01/19	03/31/24	397	2.300%	1,050,000.00	1,041,140.63	6,935.95	1,048,076.58	9,317.31
US Treasury Notes	2.500%	05/04/22	04/30/24	427	2.710%	1,000,000.00	995,937.50	1,682.00	997,619.50	8,356.35
US Treasury Notes	2.000%	05/28/19	04/30/24	427	2.100%	1,420,000.00	1,413,121.88	5,249.39	1,418,371.27	9,492.82
US Treasury Notes	1.500%	05/06/21	11/30/24	641	0.450%	1,000,000.00	1,036,992.19	(18,780.65)	1,018,211.54	3,750.00
US Treasury Notes	1.750%	01/02/20	12/31/24	672	1.650%	500,000.00	502,363.28	(1,492.46)	500,870.82	1,450.28
US Treasury Notes	1.375%	02/03/20	01/31/25	703	1.370%	1,000,000.00	1,000,078.13	(48.03)	1,000,030.10	1,101.52
US Treasury Notes	2.000%	05/06/21	02/15/25	718	0.490%	1,000,000.00	1,056,406.25	(27,035.68)	1,029,370.57	773.48
US Treasury Notes	1.125%	03/02/20	02/28/25	731	0.830%	1,000,000.00	1,014,335.94	(8,592.12)	1,005,743.82	30.57
US Treasury Notes	0.250%	06/29/21	09/30/25	945	0.760%	1,000,000.00	978,867.19	8,287.11	987,154.30	1,043.96
US Treasury Notes	0.250%	11/03/20	10/31/25	976	0.390%	500,000.00	496,523.44	1,616.16	498,139.60	417.82
US Treasury Notes	0.375%	12/08/20	11/30/25	1,006	0.380%	925,000.00	924,819.34	80.68	924,900.02	867.19
US Treasury Notes	0.375%	01/05/21	12/31/25	1,037	0.370%	1,500,000.00	1,500,410.16	(176.56)	1,500,233.60	932.32
US Treasury Notes	3.875%	02/02/23	01/15/26	1,052	3.920%	500,000.00	499,375.00	15.65	499,390.65	2,408.49
US Treasury Notes	0.375%	03/01/21	01/31/26	1,068	0.690%	1,000,000.00	984,765.63	6,178.62	990,944.25	300.41
US Treasury Notes	1.625%	03/01/21	02/15/26	1,083	0.690%	1,000,000.00	1,045,585.94	(18,335.12)	1,027,250.82	628.45
US Treasury Notes	0.500%	09/03/21	02/28/26	1,096	0.720%	1,000,000.00	990,507.81	3,131.14	993,638.95	13.59
US Treasury Notes	0.750%	06/02/21	03/31/26	1,127	0.760%	750,000.00	749,707.03	105.64	749,812.67	2,348.90
US Treasury Notes	0.750%	06/02/21	04/30/26	1,157	0.770%	750,000.00	749,121.09	311.62	749,432.71	1,880.18
US Treasury Notes	1.625%	11/05/21	05/15/26	1,172	1.050%	680,000.00	697,265.63	(5,027.10)	692,238.53	3,235.64
US Treasury Notes	0.750%	08/02/21	05/31/26	1,188	0.630%	500,000.00	502,753.91	(897.64)	501,856.27	937.50
US Treasury Notes	0.875%	10/26/21	06/30/26	1,218	1.150%	1,000,000.00	987,304.69	3,644.23	990,948.92	1,450.28
US Treasury Notes	0.625%	11/02/21	07/31/26	1,249	1.120%	750,000.00	732,744.14	4,814.89	737,559.03	375.52
US Treasury Notes	0.750%	01/05/22	08/31/26	1,280	1.350%	750,000.00	729,902.34	4,968.23	734,870.57	15.29
US Treasury Notes	0.875%	12/02/21	09/30/26	1,310	1.210%	1,000,000.00	984,414.06	3,987.31	988,401.37	3,653.85
US Treasury Notes	1.250%	02/14/22	11/30/26	1,371	1.920%	1,500,000.00	1,453,886.72	10,013.17	1,463,899.89	4,687.50
US Treasury Notes	1.250%	02/14/22	12/30/26	1,401	1.930%	1,500,000.00	1,453,007.81	10,026.41	1,463,034.22	3,107.73
US Treasury Notes	2.750%	05/04/22	04/30/27	1,522	2.960%	1,000,000.00	990,312.50	1,600.40	991,912.90	9,191.99
US Treasury Notes	2.375%	07/06/22	05/15/27	1,537	2.910%	750,000.00	731,923.83	2,425.10	734,348.93	5,215.81
US Treasury Notes	2.625%	06/03/22	05/31/27	1,553	2.940%	500,000.00	492,812.50	1,068.47	493,880.97	3,281.25
US Treasury Notes	2.625%	06/03/22	05/31/27	1,553	2.920%	1,000,000.00	986,289.06	2,038.21	988,327.27	6,562.50
US Treasury Notes	3.250%	08/05/22	06/30/27	1,583	2.780%	1,000,000.00	1,021,250.00	(2,469.27)	1,018,780.73	5,386.74
US Treasury Notes	2.750%	08/05/22	07/31/27	1,614	2.770%	1,000,000.00	998,867.19	129.39	998,996.58	2,203.04
US Treasury Notes	3.875%	01/06/23	11/30/27	1,736	3.940%	500,000.00	498,574.22	43.04	498,617.26	4,843.75
US Treasury Notes	3.875%	01/06/23	12/31/27	1,767	3.940%	1,000,000.00	996,875.00	92.72	996,967.72	6,422.65
US Treasury Notes	3.500%	02/02/23	01/31/28	1,798	3.640%	1,000,000.00	993,789.06	91.94	993,881.00	2,803.87

DU PAGE WATER COMMISSION
 INVESTMENTS
 (Unaudited)
 February 28, 2023

FUND SOURCE	COUPON RATE	PURCHASE DATE	MATURITY DATE		YIELD TO MATURITY (COST)	PAR VALUE	PURCHASE PRICE	AMORTIZED DISCOUNT (PREMIUM)	AMORTIZED COST	ACCRUED INTEREST 02/28/23
Water Fund Operating Reserve (01-121800) Continued...										
Asian Development Bank Corp Notes	0.375%	06/02/21	06/11/24	469	0.400%	1,405,000.00	1,404,157.00	483.69	1,404,640.69	1,170.83
Inter-American Devel Bk Notes	0.500%	09/23/21	09/23/24	573	0.520%	710,000.00	709,474.60	251.19	709,725.79	1,558.06
NY ST Urban Dev Corp Bonds	0.622%	07/17/20	03/15/23	15	0.620%	220,000.00	220,000.00	0.00	220,000.00	630.98
Avondale School Dist, MI Txb GO Bonds	1.650%	02/04/20	05/01/23	62	1.650%	350,000.00	350,000.00	0.00	350,000.00	1,925.00
Univ of CO Txb Rev Bonds	2.569%	10/22/19	06/01/23	93	1.950%	280,000.00	286,036.80	(5,614.77)	280,422.03	1,798.30
Port Auth of NY/NJ Txb Rev Bonds	1.086%	07/02/20	07/01/23	123	1.090%	205,000.00	205,000.00	0.00	205,000.00	371.05
Long Beach CCD, CA Txb GO Bonds	1.743%	10/09/19	08/01/23	154	1.740%	280,000.00	280,000.00	0.00	280,000.00	406.70
NYC, NY Txb GO Bonds	2.080%	09/25/19	08/01/23	154	1.940%	685,000.00	688,548.30	(3,161.63)	685,386.67	1,187.33
OR ST Dept of Trans Txb Rev Bonds	1.946%	11/07/19	11/15/23	260	1.950%	300,000.00	300,000.00	0.00	300,000.00	1,718.97
Houston, TX Txb GO Bonds	1.950%	08/23/19	03/01/24	367	1.950%	765,000.00	765,000.00	0.00	765,000.00	7,458.75
New York St Urban Dev Corp SAL Bonds	2.020%	10/24/19	03/15/24	381	2.020%	680,000.00	680,000.00	0.00	680,000.00	6,333.82
TX ST Trans Comm Txb GO Bonds	4.000%	12/11/19	04/01/24	398	1.990%	410,000.00	443,812.70	(25,278.92)	418,533.78	6,833.33
WI St Txb GO Bonds	1.775%	02/11/20	05/01/24	428	1.780%	200,000.00	200,000.00	0.00	200,000.00	1,183.33
WI St Txb GO Bonds	1.857%	10/02/19	05/01/24	428	1.860%	275,000.00	275,000.00	0.00	275,000.00	1,702.25
Connecticut St A Txb Municipal Bonds	1.998%	06/11/20	07/01/24	489	2.000%	120,000.00	120,000.00	0.00	120,000.00	399.60
NYC, NY Txb GO Bonds	1.790%	10/04/19	10/01/24	581	1.790%	675,000.00	675,000.00	0.00	675,000.00	5,034.38
NY ST Urban Dev Corp Bonds	1.115%	06/18/20	03/15/25	746	1.120%	395,000.00	395,000.00	0.00	395,000.00	2,030.85
FL ST Board of Admin Txb Rev	1.258%	09/16/20	07/01/25	854	1.110%	100,000.00	100,707.00	(362.19)	100,344.81	209.67
FL ST Board of Admin Txb Rev	1.258%	09/16/20	07/01/25	854	1.260%	410,000.00	410,000.00	0.00	410,000.00	859.63
Los Angeles CCD, CA Txb GO Bonds	0.773%	11/10/20	08/01/25	885	0.770%	275,000.00	275,000.00	0.00	275,000.00	177.15
MN St Txb GO Bonds	0.630%	08/25/20	08/01/25	885	0.630%	740,000.00	740,000.00	0.00	740,000.00	388.50
New York St Dorm Auth Municipal Bonds	2.888%	03/25/22	03/15/27	1,476	2.890%	185,000.00	185,000.00	0.00	185,000.00	2,463.62
FN AL2092	3.000%	03/06/18	07/25/27	1,608	2.980%	111,655.63	111,795.20	(74.49)	111,720.71	279.14
FN AP4718	2.500%	07/20/18	08/25/27	1,639	2.750%	106,409.57	104,297.98	1,076.95	105,374.93	221.69
Fannie Mae Pool	3.500%	04/05/18	02/01/28	1,799	3.230%	157,066.11	160,649.19	(1,788.05)	158,861.14	458.11
Fannie Mae Pool	3.500%	04/05/18	03/01/28	1,828	3.230%	30,900.67	31,605.59	(348.95)	31,256.64	90.13
FR ZT1267	2.500%	08/21/19	05/25/28	1,913	2.320%	122,542.92	124,247.04	(690.45)	123,556.59	255.30
FN CA1940	4.000%	07/11/18	06/01/28	1,920	3.640%	128,293.56	132,102.26	(1,785.20)	130,317.06	427.65
FNMA Pool #AU1266	3.000%	10/31/17	07/25/28	1,974	2.720%	156,306.98	160,287.94	(1,989.46)	158,298.48	390.77
FG J32374	2.500%	02/17/22	11/01/28	2,073	2.220%	261,111.32	265,680.77	(703.42)	264,977.35	543.98
Fannie Mae Pool	4.000%	03/18/19	03/25/29	2,217	3.630%	66,188.77	68,226.16	(809.13)	67,417.03	220.63
FNMA Pool #AS4197	3.500%	07/16/15	01/01/30	2,499	3.000%	67,597.92	71,569.28	(2,093.55)	69,475.73	197.16
FHLMC Pool #U49048	3.000%	03/17/16	08/01/30	2,711	2.630%	132,298.54	138,107.27	(2,810.32)	135,296.95	330.75
FNMA Pool #AL7738	3.500%	02/17/16	11/01/30	2,803	2.960%	127,494.04	135,761.25	(3,954.28)	131,806.97	371.86
FR ZS7331	3.000%	02/13/20	12/01/30	2,833	2.600%	241,180.75	250,300.42	(2,562.95)	247,737.47	602.95
FN FM1082	3.000%	08/19/19	09/25/31	3,131	2.720%	167,535.35	172,378.18	(1,419.56)	170,958.62	418.84
FG G16720	3.500%	01/25/19	11/15/31	3,182	3.340%	137,171.92	139,379.52	(706.96)	138,672.56	400.08
FG G16635	3.000%	04/18/19	02/15/32	3,274	2.930%	227,689.16	229,494.68	(544.71)	228,949.97	569.22
FN FS2986	4.000%	10/21/22	10/01/32	3,503	4.370%	414,795.16	402,480.92	444.03	402,924.95	1,382.65
Fannie Mae Pool	3.500%	02/13/18	01/25/33	3,619	3.300%	150,317.87	153,793.95	(1,177.03)	152,616.92	438.43
Freddie Mac Pool	4.000%	06/07/18	02/15/33	3,640	3.730%	49,660.75	51,158.34	(482.11)	50,676.23	165.54
FN CA1455	4.000%	12/20/18	03/25/33	3,678	3.760%	176,598.80	181,193.12	(1,356.85)	179,836.27	588.66
FN BM5830	3.500%	06/05/19	04/25/34	4,074	3.180%	198,058.95	205,486.15	(1,859.21)	203,626.94	577.67
FN FM0047	3.000%	06/17/21	12/01/34	4,294	2.450%	220,521.86	234,476.76	(1,766.01)	232,710.75	551.30
FN FM2694	3.000%	06/05/19	03/01/35	4,384	2.570%	241,723.68	254,716.33	(2,551.36)	252,164.97	604.31
FR SB0759	4.500%	10/18/22	03/01/35	4,384	4.630%	262,837.63	259,552.16	97.47	259,649.63	985.64
FR SB0364	3.500%	06/21/21	06/01/35	4,476	2.830%	206,985.99	223,027.43	(1,935.44)	221,091.99	603.71
FR SB0666	4.000%	05/13/22	06/01/35	4,476	3.750%	436,457.60	447,914.63	(692.76)	447,221.87	1,454.86
FN FM3701	2.500%	07/27/20	07/01/35	4,506	2.040%	209,372.28	221,640.18	(2,127.19)	219,512.99	436.19
FN FM5714	4.000%	03/19/21	11/01/35	4,629	3.230%	180,762.70	196,918.37	(2,138.34)	194,780.03	602.54
FHR 5050 XL	1.000%	02/11/22	07/01/36	4,872	1.180%	274,114.50	267,604.26	474.58	268,078.84	228.43

DU PAGE WATER COMMISSION
INVESTMENTS
(Unaudited)
February 28, 2023

FUND SOURCE	COUPON RATE	PURCHASE DATE	MATURITY DATE	YIELD TO MATURITY (COST)	PAR VALUE	PURCHASE PRICE	AMORTIZED DISCOUNT (PREMIUM)	AMORTIZED COST	ACCRUED INTEREST 02/28/23
Water Fund Operating Reserve (01-121800) Continued...									
FHMS K724 A2	3.062%	02/02/21	11/01/23	246 0.580%	314,112.58	335,327.45	(16,027.60)	319,299.85	801.51
FHLMC Multifamily Structured Pool	2.951%	12/15/17	02/01/24	338 2.600%	54,069.65	55,149.14	(916.50)	54,232.64	132.97
Fannie Mae ACES	3.346%	12/13/19	03/01/24	367 2.140%	163,465.20	171,408.57	(6,049.38)	165,359.19	455.80
FHLMC Multifamily Structured Pool	3.064%	05/31/22	08/01/24	520 3.000%	704,632.75	705,568.59	(323.35)	705,245.24	1,799.16
FHMS K047 A1	2.827%	06/18/19	12/01/24	642 2.490%	159,352.68	162,091.55	(1,856.65)	160,234.90	375.41
FHMS K043 A2	3.062%	03/19/20	12/01/24	642 1.950%	190,000.00	199,410.94	(5,887.33)	193,523.61	484.82
FHMS KJ28 A1	1.766%	02/19/20	02/01/25	704 1.770%	5,374.26	5,374.23	0.02	5,374.25	7.91
FHMS K046 A2	3.205%	08/08/22	03/01/25	732 3.510%	710,000.00	704,702.73	0.00	704,702.73	1,896.29
FHMS K047 A2	3.329%	05/24/22	05/01/25	793 3.100%	710,000.00	714,548.44	0.00	714,548.44	1,969.66
FHMS K736 A1	1.895%	09/04/19	06/01/25	824 1.800%	81,977.21	82,387.09	(248.01)	82,139.08	129.46
FHLMC Multifamily Structured Pool	3.139%	04/11/19	06/01/25	824 2.780%	474,336.37	483,822.62	(5,994.67)	477,827.95	1,240.78
FHLMC Series K049 A2	3.010%	09/06/22	07/01/25	854 3.770%	565,000.00	553,545.51	1,959.17	555,504.68	1,417.21
FHMS KJ31 A1	0.569%	10/20/20	05/01/26	1,158 0.570%	33,254.26	33,253.59	0.28	33,253.87	15.77
FHMS K737 A1	2.116%	01/22/20	06/01/26	1,189 2.030%	450,424.30	452,673.72	(1,094.58)	451,579.14	794.25
FHMS KJ40 A1	3.400%	07/14/22	06/01/28	1,920 3.400%	327,998.01	327,994.05	0.00	327,994.05	929.33
FHMS K750 A1	3.000%	11/03/22	11/01/28	2,073 4.260%	630,830.97	588,907.85	0.00	588,907.85	1,577.08
FHMS KJ43 A1	4.377%	12/15/22	12/01/28	2,103 4.380%	684,570.20	684,558.56	0.00	684,558.56	2,496.97
FHMS KJ44 A1	4.558%	02/23/23	01/25/29	2,158 4.560%	345,000.00	344,989.31	0.00	344,989.31	349.45
FHMS KJ42 A1	3.902%	09/15/22	07/01/29	2,315 3.900%	428,214.27	428,197.98	0.00	428,197.98	1,392.41
FHR 4096 PA	1.375%	02/21/20	08/01/27	1,615 1.490%	225,965.76	224,129.78	743.73	224,873.51	258.92
FNR 2012-107 GA	1.500%	12/03/19	09/01/27	1,646 1.690%	97,808.70	96,456.19	565.22	97,021.41	122.26
FHS 287 150	1.500%	12/21/17	10/01/27	1,676 1.840%	117,802.14	114,268.07	1,873.60	116,141.67	147.25
FNR 2012-145 EA	1.250%	02/07/20	01/01/28	1,768 1.440%	118,803.75	117,119.15	651.03	117,770.18	123.75
FNR 2013-39 MP	1.750%	12/09/19	05/01/28	1,889 1.860%	255,888.57	253,729.52	828.23	254,557.75	373.17
FNR 2013-19 GE	2.500%	10/25/19	03/01/33	3,654 2.400%	155,472.06	157,172.52	(425.20)	156,747.32	323.90
Freddie Mac	3.000%	05/03/19	04/01/34	4,050 2.960%	283,735.16	285,131.67	(357.47)	284,774.20	709.34
FHR 3745 NP	4.000%	09/12/19	06/01/39	5,937 3.740%	28,260.62	29,270.70	(176.98)	29,093.72	94.20
FNR 2013-75 PC	2.500%	04/15/20	04/01/43	7,337 2.200%	197,714.59	208,403.54	(1,332.77)	207,070.77	411.91
FNR 2015-33 P	2.500%	02/14/20	06/01/45	8,129 2.400%	174,099.29	177,418.06	(397.19)	177,020.87	362.71
FNR 2016-19 AH	3.000%	07/08/20	04/01/46	8,433 2.580%	102,275.76	110,437.84	(835.06)	109,602.78	255.69
FHR 5000 LB	1.250%	08/07/20	07/01/46	8,524 1.160%	236,849.38	241,512.36	(459.20)	241,053.16	246.72
FNR 2016-79 HA	2.000%	06/05/20	11/01/46	8,647 1.830%	159,877.07	165,722.60	(602.74)	165,119.86	266.46
Fannie Mae Notes	0.250%	07/08/20	07/10/23	132 0.320%	1,080,000.00	1,077,678.00	2,044.21	1,079,722.21	382.50
Freddie Mac Notes	0.250%	10/02/20	12/01/23	276 0.280%	510,000.00	509,495.10	376.72	509,871.82	308.13
Fannie Mae Notes	2.500%	02/07/19	02/05/24	342 2.580%	930,000.00	926,540.40	2,812.47	929,352.87	1,679.17
FHLB Bonds	2.500%	02/14/19	02/13/24	350 2.580%	1,020,000.00	1,016,389.20	2,919.92	1,019,309.12	1,275.00
Federal Farm Credit Banks Notes	0.875%	04/03/20	04/08/24	405 0.880%	1,420,000.00	1,420,000.00	0.00	1,420,000.00	4,935.49
Fannie Mae Notes	1.625%	01/08/20	01/07/25	679 1.690%	1,210,000.00	1,206,140.10	2,425.13	1,208,565.23	2,949.38
Freddie Mac Notes	5.150%	01/24/23	01/24/25	696 5.150%	700,000.00	700,000.00	0.00	700,000.00	3,705.14
Federal Home Loan Bank Notes	0.500%	04/15/20	04/14/25	776 0.600%	1,060,000.00	1,054,742.40	3,023.70	1,057,766.10	2,016.94
Fannie Mae Notes	0.625%	06/01/20	04/22/25	784 0.500%	500,000.00	502,950.00	(1,655.97)	501,294.03	1,119.79
Fannie Mae Notes	0.625%	04/22/20	04/22/25	784 0.670%	1,225,000.00	1,222,476.50	1,440.22	1,223,916.72	2,743.49
Fannie Mae Notes	0.500%	06/29/20	06/17/25	840 0.470%	1,000,000.00	1,001,280.00	(687.66)	1,000,592.34	1,027.78
Freddie Mac Notes	0.375%	07/21/20	07/21/25	874 0.480%	420,000.00	417,908.40	1,090.52	418,998.92	175.00
Federal Home Loan Bank Notes	0.375%	09/10/20	09/04/25	919 0.440%	150,000.00	149,550.00	222.90	149,772.90	276.56
Freddie Mac Notes	0.375%	09/23/20	09/23/25	938 0.440%	680,000.00	677,953.20	995.35	678,948.55	1,119.17
Federal Home Loan Bank Notes	1.100%	07/20/22	08/20/26	1,269 3.410%	770,000.00	702,617.30	10,116.44	712,733.74	258.81
Federal Home Loan Bank Notes	1.100%	08/03/22	08/20/26	1,269 3.000%	770,000.00	714,521.50	7,882.60	722,404.10	258.81
Federal Home Loan Bank Notes	0.830%	08/19/22	02/10/27	1,443 3.370%	740,000.00	662,492.40	9,191.00	671,683.40	358.28
Federal Home Loan Bank Notes	1.020%	08/16/22	02/24/27	1,457 3.240%	780,000.00	707,608.20	8,627.46	716,235.66	154.70
PEPSICO Inc Corp Notes	4.550%	02/15/23	02/13/26	1,081 4.570%	510,000.00	509,704.20	3.79	509,707.99	1,031.33
Eli Lilly & Co Corp Notes	5.000%	02/27/23	02/27/26	1,095 5.060%	315,000.00	314,480.25	0.95	314,481.20	175.00
Colgate Palmolive Co Corp Notes	4.800%	03/02/23	03/02/26	1,098 4.820%	690,000.00	689,599.80	0.00	689,599.80	92.00
John Deere Capital Corp Notes	5.050%	03/03/23	03/03/26	1,099 5.050%	345,000.00	344,962.05	0.00	344,962.05	-
Weighted Avg Maturity			1.225	1.976%	\$ 75,266,371.03	\$ 75,070,202.92	(53,352.52)	\$ 75,016,850.40	\$ 221,502.18

FUND SOURCE	COUPON RATE	PURCHASE DATE	MATURITY DATE		YIELD TO MATURITY (COST)	PAR VALUE	PURCHASE PRICE	AMORTIZED DISCOUNT (PREMIUM)	AMORTIZED COST	ACCRUED INTEREST 02/28/23
Water Fund L-T Water Capital Reserve (01-121900)										
IIIT - Money Market (PFM Asset Management)	4.636%	02/28/23	03/01/23	1	4.636%	116,685.39	116,685.39	0.00	116,685.39	-
US Treasury Notes	1.875%	04/26/21	08/31/24	550	0.430%	525,000.00	550,204.10	(13,880.82)	536,323.28	26.75
US Treasury Notes	2.000%	07/01/19	02/15/25	718	1.820%	250,000.00	252,412.11	(1,570.51)	250,841.60	193.37
US Treasury Notes	2.875%	07/02/18	05/31/25	823	2.830%	250,000.00	250,732.42	(493.89)	250,238.53	1,796.88
US Treasury Notes	0.250%	10/01/20	09/30/25	945	0.330%	340,000.00	338,578.91	683.19	339,262.10	354.95
US Treasury Notes	2.250%	07/06/16	11/15/25	991	1.320%	105,000.00	113,613.28	(6,117.77)	107,495.51	691.78
US Treasury Notes	2.250%	06/27/16	11/15/25	991	1.450%	115,000.00	123,036.52	(5,714.23)	117,322.29	757.67
US Treasury Notes	0.375%	04/26/21	01/31/26	1,068	0.790%	1,000,000.00	980,468.75	7,554.33	988,023.08	300.41
US Treasury Notes	1.625%	03/01/21	02/15/26	1,083	0.690%	500,000.00	522,792.97	(9,167.56)	513,625.41	314.23
US Treasury Notes	1.625%	06/04/18	05/15/26	1,172	2.930%	250,000.00	227,099.61	13,656.56	240,756.17	1,189.57
US Treasury Notes	1.625%	09/10/18	05/15/26	1,172	2.900%	275,000.00	250,980.47	13,984.97	264,965.44	1,308.53
US Treasury Notes	2.000%	12/04/18	11/15/26	1,356	2.920%	225,000.00	210,445.31	7,756.48	218,201.79	1,317.68
US Treasury Notes	2.750%	05/06/22	04/30/27	1,522	3.050%	250,000.00	246,552.73	566.34	247,119.07	2,298.00
US Treasury Notes	0.500%	06/29/20	06/30/27	1,583	0.490%	500,000.00	500,195.31	(74.43)	500,120.88	414.36
US Treasury Notes	2.250%	06/04/18	08/15/27	1,629	2.950%	250,000.00	236,035.16	7,194.51	243,229.67	217.54
US Treasury Notes	2.250%	08/01/19	08/15/27	1,629	1.950%	250,000.00	255,566.41	(2,475.65)	253,090.76	217.54
US Treasury Notes	0.500%	09/02/20	08/31/27	1,645	0.450%	200,000.00	200,671.88	(239.22)	200,432.66	2.72
US Treasury Notes	2.250%	05/01/19	11/15/27	1,721	2.440%	250,000.00	246,328.13	1,646.98	247,975.11	1,647.10
US Treasury Notes	0.625%	12/11/20	11/30/27	1,736	0.620%	200,000.00	200,109.38	(34.72)	200,074.66	312.50
US Treasury Notes	0.625%	01/05/21	12/31/27	1,767	0.660%	200,000.00	199,476.56	160.79	199,637.35	207.18
US Treasury Notes	2.750%	01/30/19	02/15/28	1,813	2.710%	250,000.00	250,722.66	(326.09)	250,396.57	265.88
US Treasury Notes	2.875%	04/05/21	05/15/28	1,903	1.420%	385,000.00	422,717.97	(10,072.66)	412,645.31	3,241.13
US Treasury Notes	1.250%	06/04/21	05/31/28	1,919	1.230%	500,000.00	500,664.06	(164.58)	500,499.48	1,562.50
US Treasury Notes	1.000%	08/02/21	07/31/28	1,980	0.990%	400,000.00	400,203.13	(45.67)	400,157.46	320.44
US Treasury Notes	1.125%	09/02/21	08/31/28	2,011	1.070%	400,000.00	401,359.38	(289.55)	401,069.83	12.23
US Treasury Notes	3.125%	05/01/19	11/15/28	2,087	2.470%	150,000.00	158,320.31	(3,340.06)	154,980.25	1,372.58
US Treasury Notes	1.138%	01/05/22	12/31/28	2,133	1.580%	250,000.00	246,601.56	559.30	247,160.86	569.75
US Treasury Notes	2.625%	06/03/19	02/15/29	2,179	2.120%	100,000.00	104,406.25	(1,697.58)	102,708.67	101.52
US Treasury Notes	2.625%	04/01/19	02/15/29	2,179	2.490%	150,000.00	151,769.53	(700.75)	151,068.78	152.28
US Treasury Notes	2.875%	05/05/22	04/30/29	2,253	3.110%	250,000.00	246,308.59	432.67	246,741.26	2,402.45
US Treasury Notes	2.750%	06/03/22	05/31/29	2,284	2.950%	250,000.00	246,933.59	325.37	247,258.96	1,718.75
US Treasury Notes	3.250%	07/06/22	06/30/29	2,314	2.870%	500,000.00	511,992.19	(1,118.83)	510,873.36	2,693.37
US Treasury Notes	1.750%	02/03/20	11/15/29	2,452	1.560%	250,000.00	254,355.47	(1,366.04)	252,989.43	1,281.08
US Treasury Notes	3.875%	12/07/22	11/30/29	2,467	3.690%	300,000.00	303,421.88	(112.72)	303,309.16	2,906.25
US Treasury Notes	3.500%	02/02/23	01/31/30	2,529	3.590%	350,000.00	348,044.92	20.66	348,065.58	981.35
US Treasury Notes	1.500%	03/04/22	02/15/30	2,544	1.820%	500,000.00	488,164.06	1,474.91	489,638.97	290.06
US Treasury Notes	0.625%	06/29/20	05/15/30	2,633	0.650%	250,000.00	249,414.06	158.27	249,572.33	457.53
US Treasury Notes	0.625%	11/03/21	08/15/30	2,725	1.500%	250,000.00	232,148.44	2,683.86	234,832.30	60.43
US Treasury Notes	0.875%	12/11/20	11/15/30	2,817	0.880%	200,000.00	199,867.19	29.58	199,896.77	512.43
US Treasury Notes	1.125%	11/05/21	02/15/31	2,909	1.480%	175,000.00	169,572.27	770.36	170,342.63	76.14
US Treasury Notes	1.250%	11/03/21	08/15/31	3,080	1.540%	250,000.00	243,369.14	895.01	244,264.15	120.86
US Treasury Notes	1.375%	02/22/22	11/15/31	3,182	1.940%	450,000.00	427,517.58	2,353.92	429,871.50	1,811.81
US Treasury Notes	2.875%	06/03/22	05/15/32	3,364	2.910%	250,000.00	249,287.11	53.16	249,340.27	2,104.63
US Treasury Notes	4.125%	12/29/22	11/15/32	3,548	3.850%	200,000.00	204,539.06	(77.98)	204,461.08	2,415.75
Asian Development Bank Corp Notes	0.375%	06/02/21	06/11/24	469	0.400%	425,000.00	424,745.00	146.31	424,891.31	354.17
Inter-American Devel Bk Corp Notes	0.875%	04/13/21	04/20/26	1,147	0.970%	200,000.00	199,084.00	341.12	199,425.12	636.81
NY ST Urban Dev Corp Bonds	0.622%	07/17/20	03/15/23	15	0.620%	60,000.00	60,000.00	0.00	60,000.00	172.09
Avondale School Dist, MI Txb GO Bonds	1.650%	02/04/20	05/01/23	62	1.650%	100,000.00	100,000.00	0.00	100,000.00	550.00
Univ of CO Txb Rev Bonds	2.569%	10/22/19	06/01/23	93	1.950%	75,000.00	76,617.00	(1,503.96)	75,113.04	481.69
Port Auth of NY/NJ Txb Rev Bonds	1.086%	07/02/20	07/01/23	123	1.090%	55,000.00	55,000.00	0.00	55,000.00	99.55
Long Beach CCD, CA Txb GO Bonds	1.743%	10/09/19	08/01/23	154	1.740%	70,000.00	70,000.00	0.00	70,000.00	101.68
NYC, NY Txb GO Bonds	2.080%	09/25/19	08/01/23	154	1.940%	175,000.00	175,906.50	(807.71)	175,098.79	303.33
OR ST Dept of Trans Txb Rev Bonds	1.946%	11/07/19	11/15/23	260	1.950%	75,000.00	75,000.00	0.00	75,000.00	429.74
Houston, TX Txb GO Bonds	1.950%	08/23/19	03/01/24	367	1.950%	200,000.00	200,000.00	0.00	200,000.00	1,950.00
New York St Urban Dev Corp SAL Bonds	2.020%	10/24/19	03/15/24	381	2.020%	175,000.00	175,000.00	0.00	175,000.00	1,630.03
TX ST Trans Comm Txb GO Bonds	4.000%	12/11/19	04/01/24	398	1.990%	105,000.00	113,659.35	(6,473.87)	107,185.48	1,750.00
WI St Txb GO Bonds	1.775%	02/11/20	05/01/24	428	1.780%	50,000.00	50,000.00	0.00	50,000.00	295.83
WI St Txb GO Bonds	1.857%	10/02/19	05/01/24	428	1.860%	75,000.00	75,000.00	0.00	75,000.00	464.25
Connecticut St A Txb Municipal Bonds	1.998%	06/11/20	07/01/24	489	2.000%	30,000.00	30,000.00	0.00	30,000.00	99.90
Tampa Bay UHSD, CA Txb GO Bonds	2.021%	09/20/19	08/01/24	520	2.020%	60,000.00	60,000.00	0.00	60,000.00	101.05
NYC, NY Txb GO Bonds	1.790%	10/04/19	10/01/24	581	1.790%	170,000.00	170,000.00	0.00	170,000.00	1,267.92
NY ST Urban Dev Corp Bonds	1.115%	06/18/20	03/15/25	746	1.120%	105,000.00	105,000.00	0.00	105,000.00	539.85
FL ST Board of Admin Txb Rev	1.258%	09/16/20	07/01/25	854	1.260%	115,000.00	115,000.00	0.00	115,000.00	241.12
Los Angeles CCD, CA Txb GO Bonds	0.773%	11/10/20	08/01/25	885	0.770%	75,000.00	75,000.00	0.00	75,000.00	48.31
New York St Dorm Auth Municipal Bonds	2.888%	03/25/22	03/15/27	1,476	2.890%	55,000.00	55,000.00	0.00	55,000.00	732.43

DU PAGE WATER COMMISSION
 INVESTMENTS
 (Unaudited)
 February 28, 2023

FUND SOURCE	COUPON RATE	PURCHASE DATE	MATURITY DATE	YIELD TO MATURITY (COST)	PAR VALUE	PURCHASE PRICE	AMORTIZED DISCOUNT (PREMIUM)	AMORTIZED COST	ACCRUED INTEREST 02/28/23
Water Fund L-T Water Capital Reserve (01-121900) Continued...									
FR ZT1267	2.500%	08/21/19	05/01/28	1,889 2.320%	31,918.16	32,362.03	(179.84)	32,182.19	66.50
FNMA Pool #AU1266	3.000%	10/31/17	07/01/28	1,950 2.720%	36,070.83	36,989.51	(459.10)	36,530.41	90.18
FG J32374	2.500%	02/17/22	11/01/28	2,073 2.220%	80,061.99	81,463.08	(215.68)	81,247.40	166.80
Fannie Mae Pool	4.000%	03/18/19	03/01/29	2,193 3.630%	14,040.04	14,472.23	(171.64)	14,300.59	46.80
FNMA Pool #AS4197	3.500%	07/16/15	01/01/30	2,499 3.000%	16,700.69	17,681.89	(517.25)	17,164.64	48.71
FHLMC Pool #U49048	3.000%	03/17/16	08/01/30	2,711 2.630%	19,844.80	20,716.11	(421.55)	20,294.56	49.61
FNMA Pool #AL7738	3.500%	02/17/16	11/01/30	2,803 2.960%	21,042.74	22,407.24	(652.65)	21,754.59	61.37
FR ZS7331	3.000%	02/13/20	12/01/30	2,833 2.600%	61,578.07	63,906.48	(654.37)	63,252.11	153.95
FN FM1082	3.000%	08/19/19	09/01/31	3,107 2.720%	42,705.12	43,939.57	(361.85)	43,577.72	106.76
FG G16635	3.000%	04/18/19	02/01/32	3,260 2.930%	48,790.54	49,177.43	(116.72)	49,060.71	121.98
FN FS2986	4.000%	10/21/22	10/01/32	3,503 4.370%	136,745.66	132,686.02	146.38	132,832.40	455.82
FN BM5462	3.000%	06/21/19	11/01/32	3,534 2.800%	62,518.56	63,934.97	(390.54)	63,544.43	156.30
Freddie Mac Pool	4.000%	06/07/18	02/01/33	3,626 3.730%	15,280.16	15,740.93	(148.33)	15,592.60	50.93
FR CA1455	4.000%	12/20/18	03/01/33	3,654 3.760%	39,582.46	40,612.19	(304.11)	40,308.08	131.94
FN BM5830	3.500%	06/05/19	04/01/34	4,050 3.180%	49,514.74	51,371.56	(464.81)	50,906.75	144.42
FN FM0047	3.000%	06/17/21	12/01/34	4,294 2.450%	67,506.68	71,778.59	(540.62)	71,237.97	168.77
FR SB0759	4.500%	10/18/22	03/01/35	4,384 4.630%	93,870.58	92,697.20	34.81	92,732.01	352.01
FR SB0364	3.500%	06/21/21	06/01/35	4,476 2.830%	61,882.43	66,678.32	(578.64)	66,099.68	180.49
FR SB0666	4.000%	05/17/22	06/01/35	4,476 3.750%	135,878.31	139,445.11	(215.67)	139,229.44	452.93
FN FM3701	2.500%	07/27/20	07/01/35	4,506 2.040%	56,829.63	60,159.50	(577.38)	59,582.12	118.40
FN FM5714	4.000%	03/19/21	11/01/35	4,629 3.230%	49,524.00	53,950.20	(585.84)	53,364.36	165.08
FHR 5050 XL	1.000%	02/11/22	07/01/36	4,872 1.180%	83,757.22	81,767.96	145.01	81,912.97	69.80
FN FM8086	3.500%	10/15/21	07/01/31	10,350 3.090%	162,575.51	175,403.72	(582.19)	174,821.53	474.18
FHMS K724 A2	3.062%	02/02/21	11/01/23	246 0.580%	87,766.75	93,694.43	(4,478.30)	89,216.13	223.95
FHLMC Multifamily Structured Pool	2.951%	12/15/17	02/01/24	338 2.600%	16,636.83	16,968.98	(282.00)	16,686.98	40.91
Fannie Mae ACES	3.346%	12/13/19	03/01/24	367 2.140%	41,411.17	43,423.50	(1,532.52)	41,890.98	115.47
FHLMC Multifamily Structured Pool	3.064%	05/31/22	08/01/24	520 3.000%	447,077.33	447,671.10	(205.16)	447,465.94	1,141.54
FHMS K047 A1	2.827%	06/21/19	12/01/24	642 2.490%	40,786.68	41,487.70	(475.21)	41,012.49	96.09
FHMS K043 A2	3.062%	03/25/20	12/01/24	642 1.950%	50,000.00	52,476.56	(1,549.30)	50,927.26	127.58
FHMS KJ28 A1	1.766%	02/19/20	02/01/25	704 1.770%	1,395.91	1,395.90	0.01	1,395.91	2.05
FHMS K046 A2	3.205%	08/08/22	03/01/25	732 3.510%	235,000.00	233,246.68	0.00	233,246.68	627.65
FHMS K047 A2	3.329%	05/24/22	05/01/25	793 3.100%	220,000.00	221,409.38	0.00	221,409.38	610.32
FHMS KJ32 A1	0.516%	11/18/20	06/01/25	824 0.520%	13,632.20	13,632.14	0.03	13,632.17	5.86
FHMS K736 A1	1.895%	09/04/19	06/01/25	824 1.800%	20,197.29	20,298.27	(61.10)	20,237.17	31.89
FHLMC Multifamily Structured Pool	3.139%	04/11/19	06/01/25	824 2.780%	103,116.59	105,178.81	(1,303.18)	103,875.63	269.74
FHMS KJ31 A1	0.569%	10/20/20	05/01/26	1,158 0.570%	9,128.63	9,128.43	0.08	9,128.51	4.33
FHMS K737 A1	2.116%	01/22/20	06/01/26	1,189 2.030%	112,606.10	113,168.45	(273.64)	112,894.81	198.56
FHMS KJ40 A1	3.400%	07/14/22	06/01/28	1,920 3.400%	109,332.67	109,331.35	0.00	109,331.35	309.78
FHMS K750 A1	3.000%	11/03/22	11/01/28	2,073 4.260%	203,654.10	190,119.87	0.00	190,119.87	509.14
FHMS KJ43 A1	4.377%	12/15/22	12/01/28	2,103 4.380%	224,858.82	224,855.00	0.00	224,855.00	820.17
FHMS KJ44 A1	4.558%	02/23/23	01/25/29	2,158 4.560%	110,000.00	109,996.59	0.00	109,996.59	111.41
FHMS KJ42 A1	3.902%	09/15/22	07/01/29	2,315 3.900%	139,418.60	139,413.28	0.00	139,413.28	453.34
FHR 4096 PA	1.375%	02/21/20	08/01/27	1,615 1.490%	58,600.12	58,124.00	192.87	58,316.87	67.15
FNR 2012-145 EA	1.250%	02/07/20	01/01/28	1,768 1.440%	30,645.49	30,210.96	167.93	30,378.89	31.92
FNR 2013-39 MP	1.750%	12/09/19	05/01/28	1,889 1.860%	65,354.64	64,803.20	211.54	65,014.74	95.31
Fannie Mae	2.500%	10/25/19	03/01/33	3,654 2.400%	39,610.74	40,043.97	(108.33)	39,935.64	82.52
Freddie Mac	3.000%	05/03/19	04/01/34	4,050 2.960%	52,381.87	52,639.68	(65.99)	52,573.69	130.95
FHR 3745 NP	4.000%	09/12/19	06/01/39	5,937 3.740%	6,217.36	6,439.57	(38.93)	6,400.64	20.72
FNR 2015-33 P	2.500%	02/14/20	06/01/45	8,129 2.400%	44,609.04	45,459.38	(101.77)	45,357.61	92.94
FNR 2016-79 HA	2.000%	06/05/20	11/01/46	8,647 1.830%	40,305.10	41,778.77	(151.95)	41,626.82	67.18

DU PAGE WATER COMMISSION
INVESTMENTS
(Unaudited)
February 28, 2023

FUND SOURCE	COUPON RATE	PURCHASE DATE	MATURITY DATE	YIELD TO MATURITY (COST)	PAR VALUE	PURCHASE PRICE	AMORTIZED DISCOUNT (PREMIUM)	AMORTIZED COST	ACCRUED INTEREST 02/28/23	
Water Fund L-T Water Capital Reserve (01-121900) Continued...										
Fannie Mae Notes	0.250%	05/20/20	05/22/23	83 0.350%	195,000.00	194,413.05	543.00	194,956.05	134.06	
Fannie Mae Notes	0.250%	06/01/20	05/22/23	83 0.310%	300,000.00	299,457.00	501.92	299,958.92	206.25	
Fannie Mae Notes	0.250%	07/08/20	07/10/23	132 0.320%	290,000.00	289,376.50	548.91	289,925.41	102.71	
Freddie Mac Notes	0.250%	12/02/20	12/04/23	279 0.280%	340,000.00	339,663.40	251.14	339,914.54	205.42	
Fannie Mae Notes	2.500%	02/07/19	02/05/24	342 2.580%	195,000.00	194,274.60	589.71	194,864.31	352.08	
FHLB Bonds	2.500%	02/14/19	02/13/24	350 2.580%	5,000.00	4,982.30	14.31	4,996.61	6.25	
Federal Farm Credit Banks Notes	0.875%	04/03/20	04/08/24	405 0.880%	345,000.00	345,000.00	0.00	345,000.00	1,199.11	
Freddie Mac Notes	5.150%	01/24/23	01/24/25	696 5.150%	230,000.00	230,000.00	0.00	230,000.00	1,217.40	
Federal Home Loan Bank Notes	0.500%	04/15/20	04/14/25	776 0.600%	260,000.00	258,710.40	741.66	259,452.06	494.72	
Fannie Mae Notes	0.625%	04/22/20	04/22/25	784 0.670%	320,000.00	319,340.80	376.22	319,717.02	716.67	
Fannie Mae Notes	0.500%	06/29/20	06/17/25	840 0.470%	500,000.00	500,640.00	(343.83)	500,296.17	513.89	
Freddie Mac Notes	0.375%	07/21/20	07/21/25	874 0.480%	115,000.00	114,427.30	298.60	114,725.90	47.92	
Federal Home Loan Bank Notes	0.375%	09/10/20	09/04/25	919 0.440%	40,000.00	39,880.00	59.44	39,939.44	73.75	
Federal Home Loan Bank Notes	1.100%	07/20/22	08/20/26	1,269 3.410%	250,000.00	228,122.50	3,284.56	231,407.06	84.03	
Federal Home Loan Bank Notes	1.100%	08/03/22	08/20/26	1,269 3.000%	255,000.00	236,627.25	2,610.47	239,237.72	85.71	
FNMA Benchmark Note	1.875%	12/20/18	09/24/26	1,304 2.970%	500,000.00	462,350.00	20,339.50	482,689.50	4,088.54	
Federal Home Loan Bank Notes	0.830%	08/19/22	02/10/27	1,443 3.370%	245,000.00	219,338.70	3,042.97	222,381.67	118.62	
Federal Home Loan Bank Notes	1.020%	08/16/22	02/24/27	1,457 3.240%	255,000.00	231,333.45	2,820.51	234,153.96	50.58	
Fannie Mae Notes	0.750%	10/07/20	10/08/27	1,683 0.770%	210,000.00	209,699.70	102.61	209,802.31	625.63	
Fannie Mae Notes	0.875%	08/05/20	08/05/30	2,715 0.930%	100,000.00	99,485.00	132.17	99,617.17	63.19	
Federal Home Loan Bank Notes	3.500%	08/05/22	06/11/32	3,391 3.120%	230,000.00	237,378.40	(426.54)	236,951.86	1,788.89	
PEPSICO Inc Corp Notes	4.550%	02/15/23	02/13/26	1,081 4.570%	170,000.00	169,901.40	1.26	169,902.66	343.78	
Eli Lilly & Co Corp Notes	5.000%	02/27/23	02/27/26	1,095 5.060%	100,000.00	99,835.00	0.30	99,835.30	55.56	
Colgate Palmolive Co Corp Notes	4.800%	03/02/23	03/02/26	1,098 4.820%	230,000.00	229,868.90	0.00	229,868.90	30.67	
John Deere Capital Corp Notes	5.050%	03/03/23	03/03/26	1,099 5.050%	110,000.00	109,987.90	0.00	109,987.90	-	
		Weighted Avg Maturity	1.639		1.997%	\$ 25,213,648.34	\$ 25,113,528.99	13,203.19	\$ 25,126,732.18	\$ 75,977.34
Capital Reserve (01-122000)										
IIIT - Money Market (PFM Asset Management)	4.636%	02/28/23	03/01/23	1 4.636%	321,209.45	321,209.45	0.00	321,209.45	-	
US Treasury Notes	0.250%	11/27/20	11/15/23	260 0.200%	200,000.00	200,304.69	(231.62)	200,073.07	146.41	
US Treasury Notes	0.125%	01/05/21	12/15/23	290 0.170%	1,000,000.00	998,789.06	884.48	999,673.54	260.99	
US Treasury Notes	2.250%	11/05/21	12/31/23	306 0.510%	500,000.00	518,613.28	(11,390.57)	507,222.71	1,864.64	
US Treasury Notes	2.625%	11/02/21	12/31/23	306 0.540%	3,000,000.00	3,133,945.31	(82,101.00)	3,051,844.31	13,052.49	
US Treasury Notes	0.125%	02/19/21	02/15/24	352 0.210%	750,000.00	748,095.70	1,291.64	749,387.34	36.26	
US Treasury Notes	0.125%	03/01/21	02/15/24	352 0.270%	2,600,000.00	2,589,031.25	7,400.60	2,596,431.85	125.69	
US Treasury Notes	0.125%	04/26/21	02/15/24	352 0.300%	3,000,000.00	2,985,703.13	9,396.28	2,995,099.41	145.03	
US Treasury Notes	0.250%	04/01/21	03/15/24	381 0.340%	2,500,000.00	2,493,261.72	4,356.38	2,497,618.10	2,883.29	
US Treasury Notes	0.375%	04/26/21	04/15/24	412 0.340%	3,000,000.00	3,002,929.69	(1,818.89)	3,001,110.80	4,234.20	
US Treasury Notes	0.250%	06/02/21	05/15/24	442 0.300%	1,700,000.00	1,697,343.75	1,567.58	1,698,911.33	1,244.48	
US Treasury Notes	0.250%	06/29/21	06/15/24	473 0.460%	750,000.00	745,371.09	2,607.78	747,978.87	391.48	
US Treasury Notes	0.375%	10/05/21	09/15/24	565 0.510%	1,300,000.00	1,294,820.31	2,462.16	1,297,282.47	2,248.96	
US Treasury Notes	1.125%	02/07/22	01/15/25	687 1.500%	965,000.00	954,746.88	3,698.00	958,444.88	1,349.53	
US Treasury Notes	1.375%	01/31/23	01/31/25	703 4.280%	2,000,000.00	1,889,765.63	4,373.18	1,894,138.81	2,203.04	
US Treasury Notes	1.500%	04/04/22	02/15/25	718 2.650%	1,000,000.00	968,398.44	9,981.03	978,379.47	580.11	
US Treasury Notes	2.000%	01/31/23	02/15/25	718 4.270%	2,000,000.00	1,912,031.25	3,419.70	1,915,450.95	1,546.96	
US Treasury Notes	1.125%	09/02/21	02/28/25	731 0.520%	2,000,000.00	2,041,953.13	(17,932.91)	2,024,020.22	61.14	
US Treasury Notes	0.500%	03/04/22	03/15/25	762 1.650%	400,000.00	386,250.00	4,432.32	390,682.32	835.16	
US Treasury Notes	2.625%	05/04/22	04/15/25	777 2.910%	1,350,000.00	1,339,242.19	3,006.59	1,342,248.78	13,337.74	
US Treasury Notes	0.375%	02/08/22	04/30/25	792 1.580%	3,000,000.00	2,887,031.25	37,048.38	2,924,079.63	3,760.36	
US Treasury Notes	2.750%	06/08/22	05/15/25	807 2.910%	3,000,000.00	2,986,757.81	3,285.84	2,990,043.65	24,157.46	
US Treasury Notes	2.875%	07/06/22	06/15/25	838 2.860%	1,850,000.00	1,850,505.86	(112.00)	1,850,393.86	11,105.08	
US Treasury Notes	3.000%	08/03/22	07/15/25	868 2.910%	1,000,000.00	1,002,500.00	(487.47)	1,002,012.53	3,729.28	
US Treasury Notes	3.000%	08/03/22	07/15/25	868 2.780%	1,000,000.00	1,006,250.00	(1,218.66)	1,005,031.34	3,729.28	
US Treasury Notes	3.000%	08/05/22	07/15/25	868 3.060%	1,400,000.00	1,397,539.06	476.16	1,398,015.22	5,221.00	
US Treasury Notes	0.250%	06/10/22	07/15/25	868 3.020%	2,500,000.00	2,293,847.66	47,449.19	2,341,296.85	500.69	
US Treasury Notes	4.250%	11/03/22	10/15/25	960 4.460%	500,000.00	497,070.31	320.99	497,391.30	7,997.94	
US Treasury Notes	3.000%	12/07/22	10/31/25	976 4.130%	2,100,000.00	2,035,769.53	5,094.77	2,040,864.30	21,058.01	
US Treasury Notes	4.500%	12/07/22	11/15/25	991 4.120%	2,500,000.00	2,525,683.59	(2,008.77)	2,523,674.82	32,941.99	
Asian Development Bank Corp Notes	0.375%	06/02/21	06/11/24	469 0.400%	1,270,000.00	1,269,238.00	437.21	1,269,675.21	1,058.33	
Asian Development Bank Corp Notes	0.625%	10/06/21	10/08/24	588 0.640%	420,000.00	419,773.20	105.55	419,878.75	1,042.71	
NY ST Urban Dev Corp Bonds	0.622%	07/17/20	03/15/23	15 0.620%	175,000.00	175,000.00	0.00	175,000.00	501.92	
WI St Txbi GO Bonds	1.749%	02/13/20	05/01/23	62 1.750%	110,000.00	110,000.00	0.00	110,000.00	641.30	
Avondale School Dist, MI Txbi GO Bonds	1.650%	02/04/20	05/01/23	62 1.650%	245,000.00	245,000.00	0.00	245,000.00	1,347.50	
Univ of CO Txbi Rev Bonds	2.569%	10/22/19	06/01/23	93 1.950%	190,000.00	194,096.40	(3,810.03)	190,286.37	1,220.28	
Port Auth of NY/NJ Txbi Rev Bonds	1.086%	07/02/20	07/01/23	123 1.090%	165,000.00	165,000.00	0.00	165,000.00	298.65	
AZ Tran Board Txbi Rev Bonds	1.795%	02/12/20	07/01/23	123 1.800%	945,000.00	945,000.00	0.00	945,000.00	2,827.13	
NYC, NY Txbi GO Bonds	2.080%	09/25/19	08/01/23	154 1.940%	465,000.00	467,408.70	(2,146.21)	465,262.49	806.00	
CT ST Txbi GO Bonds	0.508%	06/04/21	06/01/24	459 0.510%	540,000.00	540,000.00	0.00	540,000.00	685.80	
New York St Dorm Auth Municipal Bonds	2.566%	03/25/22	03/15/25	746 2.570%	190,000.00	190,000.00	0.00	190,000.00	2,248.10	
Los Angeles CCD, CA Txbi GO Bonds	0.773%	11/10/20	08/01/25	885 0.770%	225,000.00	225,000.00	0.00	225,000.00	144.94	

DU PAGE WATER COMMISSION
INVESTMENTS
(Unaudited)
February 28, 2023

FUND SOURCE	COUPON RATE	PURCHASE DATE	MATURITY DATE	YIELD TO MATURITY (COST)	PAR VALUE	PURCHASE PRICE	AMORTIZED DISCOUNT (PREMIUM)	AMORTIZED COST	ACCRUED INTEREST 02/28/23
Capital Reserve (01-122000) Continued...									
FN AB8565	2.000%	04/09/18	03/01/23	1 2.260%	168.56	166.56	2.00	168.56	0.28
FN AL2092	3.000%	03/06/18	07/01/27	1,584 2.980%	85,089.23	85,195.58	(56.76)	85,138.82	212.72
Fannie Mae Pool	3.500%	04/05/18	02/01/28	1,799 3.230%	130,888.48	133,874.38	(1,490.04)	132,384.34	381.76
Fannie Mae Pool	3.500%	04/05/18	03/01/28	1,828 3.230%	72,101.59	73,746.40	(814.22)	72,932.18	210.30
Fannie Mae Pool	3.500%	04/05/18	04/01/28	1,859 3.240%	94,811.25	96,885.25	(1,017.96)	95,867.29	276.53
FR ZT1267	2.500%	08/21/19	05/01/28	1,889 2.320%	83,785.15	84,950.29	(472.08)	84,478.21	174.55
FN CA1940	4.000%	07/11/18	06/01/28	1,920 3.640%	92,860.13	95,616.93	(1,292.15)	94,324.78	309.53
FG J32374	2.500%	02/17/22	11/01/28	2,073 2.220%	237,456.63	241,612.12	(639.70)	240,972.42	494.70
Fannie Mae Pool	4.000%	03/18/19	03/01/29	2,193 3.630%	39,111.53	40,315.42	(478.11)	39,837.31	130.37
FN FS2986	4.000%	10/21/22	10/01/32	3,503 4.370%	382,887.86	371,520.87	409.87	371,930.74	1,276.29
FR SB0364	3.500%	06/21/21	06/01/35	4,476 2.830%	185,647.25	200,034.91	(1,735.91)	198,299.00	541.47
FHR 5050 XL	1.000%	02/11/22	07/01/36	4,872 1.180%	248,733.53	242,826.11	430.63	243,256.74	207.28
FHMS K724 A2	3.062%	02/02/21	11/01/23	246 0.580%	258,680.95	276,152.01	(13,199.19)	262,952.82	660.07
Fannie Mae ACES	3.346%	12/13/19	03/01/24	367 2.140%	111,156.32	116,557.83	(4,113.59)	112,444.24	309.94
FHMS K047 A1	2.827%	06/18/19	12/01/24	642 2.490%	109,080.73	110,955.57	(1,270.93)	109,684.64	256.98
FHMS K046 A2	3.205%	08/08/22	03/01/25	732 3.510%	645,000.00	640,187.70	0.00	640,187.70	1,722.69
FHMS K047 A2	3.329%	05/24/22	05/01/25	793 3.100%	650,000.00	654,164.06	0.00	654,164.06	1,803.21
FHMS KJ32 A1	0.516%	11/18/20	06/01/25	824 0.520%	40,094.66	40,094.48	0.09	40,094.57	17.24
FHLMC Series K049 A2	3.010%	09/06/22	07/01/25	854 3.770%	520,000.00	509,457.81	1,803.13	511,260.94	1,304.33
FHMS KJ31 A1	0.569%	10/20/20	05/01/26	1,158 0.570%	26,733.83	26,733.29	0.23	26,733.52	12.68
FHR 4096 PA	1.375%	02/21/20	08/01/27	1,615 1.490%	152,271.63	151,034.42	501.18	151,535.60	174.48
FNR 2012-107 GA	1.500%	12/03/19	09/01/27	1,646 1.690%	66,970.89	66,044.82	387.01	66,431.83	83.71
FNR 2013-39 MP	1.750%	12/09/19	05/01/28	1,889 1.860%	175,452.04	173,971.67	567.89	174,539.56	255.87
FHR 3745 NP	4.000%	09/12/19	06/01/39	5,937 3.740%	19,217.24	19,904.11	(120.35)	19,783.76	64.06
FNR 2015-33 P	2.500%	02/14/20	06/01/45	8,129 2.400%	117,098.81	119,331.01	(267.15)	119,063.86	243.96
Federal Home Loan Bank Notes	4.875%	01/31/23	09/13/24	563 4.650%	2,000,000.00	2,006,900.00	(338.58)	2,006,561.42	30,875.00
Federal Home Loan Bank Notes	4.625%	01/31/23	12/13/24	654 4.510%	2,000,000.00	2,003,820.00	(162.43)	2,003,657.57	30,062.50
Freddie Mac Notes	5.150%	01/24/23	01/24/25	696 5.150%	635,000.00	635,000.00	0.00	635,000.00	3,361.09
Federal Home Loan Bank Notes	1.100%	07/20/22	08/20/26	1,269 3.410%	705,000.00	643,305.45	9,262.45	652,567.90	236.96
Federal Home Loan Bank Notes	0.830%	08/19/22	02/10/27	1,443 3.370%	675,000.00	604,300.50	8,383.68	612,684.18	326.81
Federal Home Loan Bank Notes	1.020%	08/16/22	02/24/27	1,457 3.240%	710,000.00	644,104.90	7,853.20	651,958.10	140.82
PEPSICO Inc Corp Notes	4.550%	02/15/23	02/13/26	1,081 4.570%	465,000.00	464,730.30	3.45	464,733.75	940.33
Eli Lilly & Co Corp Notes	5.000%	02/27/23	02/27/26	1,095 5.060%	290,000.00	289,521.50	0.87	289,522.37	161.11
Colgate Palmolive Co Corp Notes	4.800%	03/02/23	03/02/26	1,098 4.820%	635,000.00	634,638.05	0.00	634,638.05	84.67
John Deere Capital Corp Notes	5.050%	03/03/23	03/03/26	1,099 5.050%	315,000.00	314,965.35	0.00	314,965.35	-
Weighted Avg Maturity			729	2.197%	\$ 67,101,507.74	\$ 66,462,896.97	31,974.21	\$ 66,494,871.18	\$ 250,885.64
TOTAL ALL FUNDS				2.310%	\$ 192,767,030.72	\$ 191,370,837.88	146,222.34	\$ 191,517,060.22	\$ 562,407.64
Less: Net Unsettled Trades							(1,600,184.16)		
							<u>\$ 189,916,876.06</u>		
February 28, 2023				90 DAY US TREASURY YIELD	4.88%				
				3 month US Treasury Bill Index	4.75%				
				0-3 Year US Treasury Index	4.82%				
				1-3 Year US Treasury Index	4.89%				
				1-5 Year US Treasury Index	4.68%				
				1-10 Year US Treasury Index	4.47%				

DUPAGE WATER COMMISSION
ELMHURST, ILLINOIS
TREASURER'S REPORT
STATEMENT OF CASH FLOWS
For the Period from May 1, 2022 to February 28, 2023

CASH FLOWS FROM OPERATING ACTIVITIES

Cash received from customers	\$ 120,787,790
Cash payments to suppliers	(106,017,851)
Cash payments to employees	(3,061,588)
Net cash from operating activities	<u>11,708,351</u>

CASH FLOWS FROM NONCAPITAL

FINANCING ACTIVITIES

Cash received from sales taxes	61,327
Cash received/paid from long term loans	394,940
Cash payments for net pension activity	<u>0</u>
Net cash from noncapital financing activities	456,267

CASH FLOWS FROM CAPITAL AND

RELATED FINANCING ACTIVITIES

Interest paid	0
Principal Paid	0
Construction and purchase of capital assets	<u>(3,061,856)</u>
Net cash from capital and related financing activities	(3,061,856)

CASH FLOWS FROM INVESTING ACTIVITIES

Investment income	<u>1,207,796</u>
Net cash from investing activities	1,207,796

Net Increase (Decrease) in cash and investments 10,310,558

CASH AND INVESTMENTS, MAY 1, 2022 216,846,377

CASH AND INVESTMENTS, FEBRUARY 28, 2023 \$ 227,156,935

February 28, 2023
 TREASURER'S REPORT
 DPWC MONTHLY CASH/OPERATING REPORT

2/28/2023			
	YEAR END TARGETED Reserve or Monthly Cash Amount-Needed	Amount On Hand	Amount Over - (Under) Target
TABLE 1	A	B	C
RESERVE ANALYSIS			
A .Operating Reserve <i># of days per current fiscal year management budget</i>	\$ 70,978,829 180	\$ 73,982,289 188	\$ 3,003,460
B. Capital Reserve	\$ 63,050,000	\$ 63,851,345	\$ 801,345
C. Long Term Water Capital Reserve	\$ 22,525,000	\$ 24,786,875	\$ 2,261,875
D. O+M Account (1)	\$ 10,268,037	\$ 39,972,865	\$ 29,704,827
E. Current Construction Obligation and Customer Construction Escrows	\$ 2,417,761	\$ 2,417,761	\$ -
TOTAL SUMMARY CASH + RESERVE ANALYSIS	\$ 169,239,627	\$ 205,011,134	\$ 35,771,507

TABLE 2	
OTHER CASH	
F. General Fund	\$ 22,145,801
G. Sales Tax	\$ -
TOTAL TABLE 2-OTHER CASH	\$ 22,145,801
TOTAL MONTH END FUNDS CASH BALANCE-Table1+2	\$ 227,156,935

Note 1: The O&M Account target varies from month to month. The cash balance should be enough to cover the current months operating cash outflows.

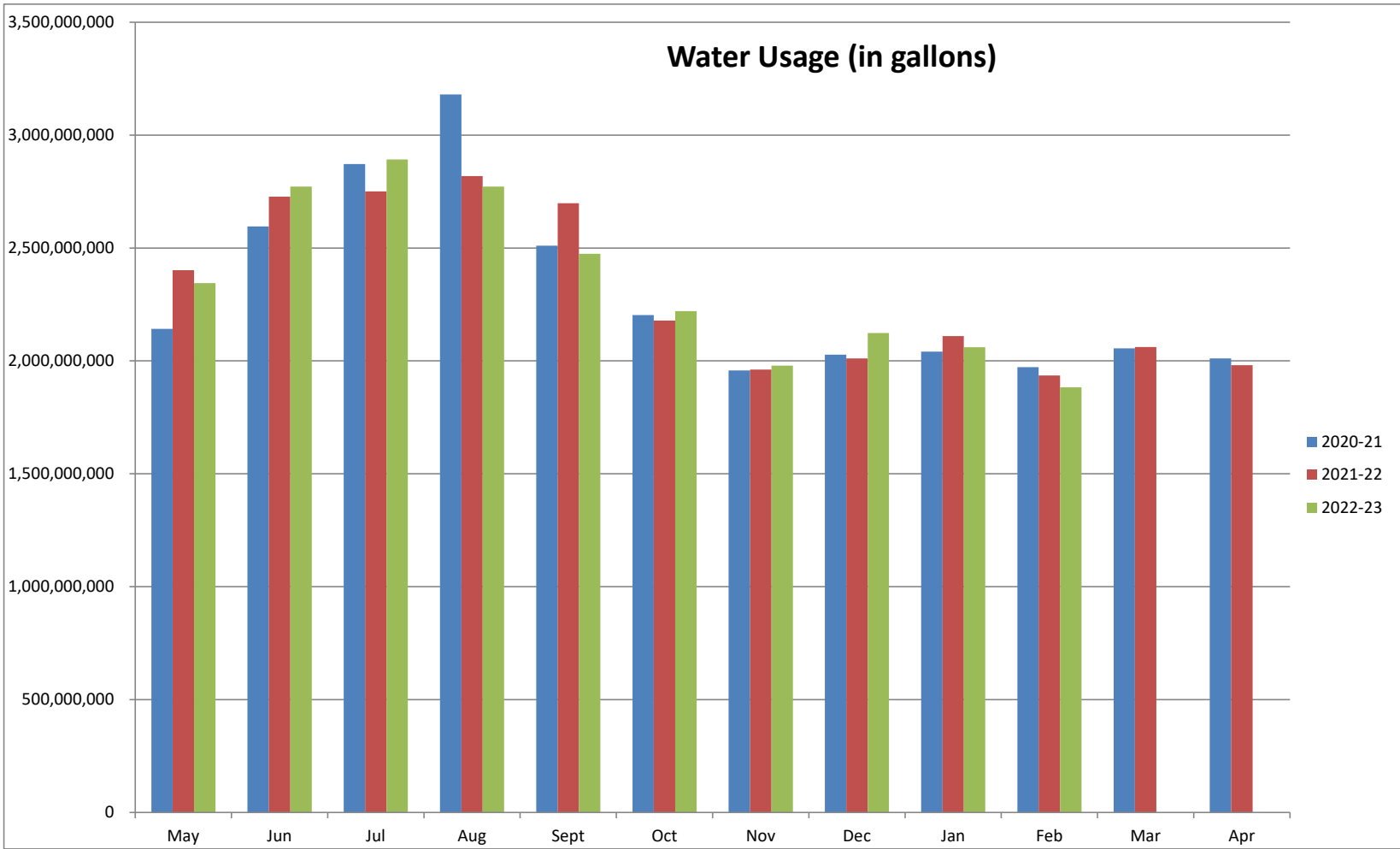


MEMORANDUM

To: Paul May, General Manager
From: Cheryl Peterson, Financial Administrator
Date: 3/7/2023
Subject: Financial Report – February 28, 2023

- Water sales to Commission customers for February 2023 were 43.8 million gallons (2.3%) below February 2022 and decreased by 179.2 million gallons compared to January 2023. Year-to-date water sales are down by 31.0 million gallons or 0.1% compared to the prior fiscal year.
- Water sales to Commission customers for February were 76.2 million gallons (4.3%) higher than the budgeted anticipated/forecasted sales for the month. Year-to-date water sales were 1,380.8 million gallons (6.4%) above the budgeted anticipated/forecasted sales.
- For the month of February, water billings to customers for O&M costs were \$9.5 million and water purchases from the City of Chicago were \$8.1 million. Water billing receivables at February month end (\$12.7 million) were down compared to the prior month (\$14.1 million) primarily due to lower water sales and timing of receivables.
- For the ten months ended February 28, 2023, \$122.9 million of the \$134.4 million revenue budget has been realized. Therefore, 91% of the revenue budget has been accounted for year to date. For the same period, \$119.2 million of the \$141.9 million expenditure budget has been realized, and this accounts for 84% of the expenditure budget.
- Adjusted for seasonality based on a monthly trend, year to date revenues are 107% percent of the current budget and expenses are 99% of the current budget.
- The Operating Reserve, Capital Reserve and Long-Term Water Capital Accounts have reached their respective 2022/2023 fiscal year end minimum targeted levels.
- The O&M and General Account have balances of \$40.0 million and \$22.1 million, respectively.

cc: Chairman and Commissioners



DuPage Water Commission
 Summary of Specific Account Target and Summary of Net Assets
 February 28, 2023

Revenue Bond Ordinance Accounts and Commission Policy Reserves	Account / Reserve Assets Balance (1)	Offsetting Liabilities	Year-End Specific Account Target	Status
Operations and Maintenance Account	\$ 39,972,864.60	\$ 10,268,037.47		Positive Net Assets
General Account	\$ 22,159,843.04	\$ -		Positive Net Assets
Sales Tax Subaccount	\$ -	\$ -		Positive Net Assets
Operating Reserve	\$ 74,203,790.73		\$ 70,978,829.00	Target Met
Capital Reserve	\$ 66,519,991.31		\$ 65,467,760.67	Target Met
L-T Water Capital Reserve	\$ 24,862,852.72		\$ 22,525,000.00	Target Met
	\$ 227,719,342.40	\$ 10,268,037.47	\$ 158,971,589.67	\$ 58,479,715.26
<u>Total Net Assets - All Commission Accounts</u>				
Unrestricted		\$ 228,152,988.02		
Invested in Capital Assets, net		\$ 322,210,702.68		
Total		<u>\$ 550,363,690.70</u>		

(1) Includes Interest Receivable



	Current Year Balance	Prior Year Balance	Variance Favorable / (Unfavorable)
Fund: 01 - WATER FUND			
Assets			
Level1: 10 - CURRENT ASSETS			
110 - CASH	37,240,058.70	37,861,363.22	-621,304.52
120 - INVESTMENTS	189,916,876.06	178,690,197.90	11,226,678.16
131 - WATER SALES	12,690,683.52	11,551,669.75	1,139,013.77
132 - INTEREST RECEIVABLE	562,407.64	293,471.52	268,936.12
134 - OTHER RECEIVABLE	-6,144,826.19	2,349,977.31	-8,494,803.50
135 - LOAN RECEIVABLE - CURRENT	24,421.82	23,086.24	1,335.58
150 - INVENTORY	177,768.00	177,768.00	0.00
155 - PREPAIDS	510,305.15	467,783.06	42,522.09
Total Level1 10 - CURRENT ASSETS:	234,977,694.70	231,415,317.00	3,562,377.70
Level1: 17 - NONCURRENT ASSETS			
170 - FIXED ASSETS	536,017,051.96	535,763,274.52	253,777.44
175 - LESS: ACCUMULATED DEPRECIATION	-219,033,928.33	-209,815,519.66	-9,218,408.67
180 - CONSTRUCTION IN PROGRESS	5,227,579.05	2,563,135.88	2,664,443.17
190 - LONG-TERM ASSETS	14,629,946.30	12,861,737.98	1,768,208.32
Total Level1 17 - NONCURRENT ASSETS:	336,840,648.98	341,372,628.72	-4,531,979.74
Total Assets:	571,818,343.68	572,787,945.72	-969,602.04
Liability			
Level1: 21 - CURRENT LIABILITIES			
210 - ACCOUNTS PAYABLE	9,004,801.76	8,473,186.66	-531,615.10
211 - OTHER CURRENT LIABILITIES	726,402.07	629,260.29	-97,141.78
225 - ACCRUED PAYROLL LIABILITIES	186,372.57	194,886.29	8,513.72
226 - ACCRUED VACATION	350,461.07	357,500.44	7,039.37
250 - CONTRACT RETENTION	184,343.92	0.00	-184,343.92
251 - CUSTOMER DEPOSITS	2,233,416.75	130,542.50	-2,102,874.25
270 - DEFERRED REVENUE	4,999,031.84	5,874,813.24	875,781.40
Total Level1 21 - CURRENT LIABILITIES:	17,684,829.98	15,660,189.42	-2,024,640.56
Level1: 25 - NONCURRENT LIABILITIES			
297 - POST EMPLOYMENT BENEFITS LIABILITIES	3,769,823.00	2,757,229.00	-1,012,594.00
Total Level1 25 - NONCURRENT LIABILITIES:	3,769,823.00	2,757,229.00	-1,012,594.00
Total Liability:	21,454,652.98	18,417,418.42	-3,037,234.56
Equity			
Level1: 30 - EQUITY			
300 - EQUITY	546,719,532.78	551,360,656.30	-4,641,123.52
Total Level1 30 - EQUITY:	546,719,532.78	551,360,656.30	-4,641,123.52
Total Beginning Equity:	546,719,532.78	551,360,656.30	-4,641,123.52
Total Revenue	122,887,820.41	118,140,063.79	4,747,756.62
Total Expense	119,243,662.49	115,130,192.79	-4,113,469.70
Revenues Over/(Under) Expenses	3,644,157.92	3,009,871.00	634,286.92
Total Equity and Current Surplus (Deficit):	550,363,690.70	554,370,527.30	-4,006,836.60
Total Liabilities, Equity and Current Surplus (Deficit):	571,818,343.68	572,787,945.72	-969,602.04



Monthly & YTD Budget Report

...		February 2022-2023 Budget	February 2022-2023 Activity	2022-2023 Seasonal YT...	2022-2023 YTD Activity	Seasonal Percent Used	2022-2023 Total Budget	Total Percent Used
01 - WATER FUND								
Revenue								
510 - WATER SERVICE								
							% of Year Completed: 83%	
01-511100	O&M PAYMENTS- GOVERNMENTAL	-8,895,051.35	-9,276,447.60	-108,601,185.71	-115,802,059.80	107%	-127,436,265.87	91%
01-511200	O&M PAYMENTS- PRIVATE	-218,730.77	-231,944.86	-2,670,520.91	-2,610,901.30	98%	-3,133,678.67	83%
01-513100	SUBSEQUENT CUSTOMER - GO	-189,606.24	-189,606.24	-1,896,062.40	-1,896,062.40	100%	-2,275,274.88	83%
01-513200	SUBSEQUENT CUSTOMER - PRIVAT	-42,455.44	-173,572.50	-424,554.40	-949,022.64	224%	-509,465.28	186%
01-514100	EMERGENCY WATER SERVICE- GOV	-1,147.50	0.00	-18,827.50	-20,354.31	108%	-21,250.00	96%
510 - WATER SERVICE Totals:		-9,346,991.30	-9,871,571.20	-113,611,150.92	-121,278,400.45	107%	-133,375,934.70	91%
520 - TAXES								
							% of Year Completed: 83%	
01-530010	SALES TAXES - WATER REVENUE	0.00	-6,756.90	0.00	-61,327.10	0%	0.00	0%
520 - TAXES Totals:		0.00	-6,756.90	0.00	-61,327.10	0%	0.00	0%
540 - OTHER INCOME								
							% of Year Completed: 83%	
01-581000	INVESTMENT INCOME	-66,640.00	-280,871.14	-666,400.00	-1,372,515.22	206%	-800,000.00	172%
01-582000	INTEREST INCOME	-16,225.67	0.00	-162,256.70	-145,924.39	90%	-194,786.00	75%
01-590000	OTHER INCOME	0.00	0.00	0.00	-19,759.25	0%	0.00	0%
01-590100	SALE OF EQUIPMENT	0.00	0.00	0.00	-9,894.00	0%	0.00	0%
540 - OTHER INCOME Totals:		-82,865.67	-280,871.14	-828,656.70	-1,548,092.86	187%	-994,786.00	156%
Revenue Totals:		-9,429,856.97	-10,159,199.24	-114,439,807.62	-122,887,820.41	107%	-134,370,720.70	91%

Monthly & YTD Budget Report

For Fiscal: 2022-2023 Period Ending: 2/28/2023

...	...	February 2022-2023 Budget	February 2022-2023 Activity	2022-2023 Seasonal YT...	2022-2023 YTD Activity	Seasonal Percent Used	2022-2023 Total Budget	Total Percent Used
Expense								
610 - PERSONNEL SERVICES								
								% of Year Completed: 83%
01-60-611100	ADMIN SALARIES	140,133.18	130,266.27	1,585,197.18	1,407,487.59	89%	1,901,400.00	74%
01-60-611200	OPERATIONS SALARIES	167,109.60	145,500.45	1,713,079.20	1,561,801.36	91%	2,058,000.00	76%
01-60-611300	SUMMER INTERNS	0.00	0.00	48,000.00	14,407.50	30%	48,000.00	30%
01-60-611600	ADMIN OVERTIME	616.67	0.00	6,166.66	1,219.28	20%	7,400.00	16%
01-60-611700	OPERATIONS OVERTIME	23,677.29	16,501.72	261,777.60	238,087.37	91%	308,700.00	77%
01-60-612100	PENSION	33,271.87	5,631.41	332,718.70	161,518.37	49%	399,262.50	40%
01-60-612200	MEDICAL/LIFE BENEFITS	63,698.31	60,252.77	758,093.10	725,499.30	96%	896,022.78	81%
01-60-612300	FEDERAL PAYROLL TAXES	26,856.71	21,344.65	274,983.64	232,677.86	85%	330,747.75	70%
01-60-612800	STATE UNEMPLOYMENT	1,148.33	629.96	11,483.30	3,794.06	33%	13,780.00	28%
01-60-613100	TRAVEL	950.00	662.00	9,500.00	6,919.00	73%	11,400.00	61%
01-60-613200	TRAINING	6,433.33	17,786.01	64,333.30	54,614.62	85%	77,200.00	71%
01-60-613301	CONFERENCES	5,983.33	2,254.09	59,833.30	13,810.38	23%	71,800.00	19%
01-60-613302	TUITION REIMBURSEMENT	2,500.00	0.00	25,000.00	6,794.00	27%	30,000.00	23%
01-60-619100	OTHER PERSONNEL COSTS	3,166.66	2,005.70	31,666.60	19,412.43	61%	38,000.00	51%
610 - PERSONNEL SERVICES Totals:		475,545.28	402,835.03	5,181,832.58	4,448,043.12	86%	6,191,713.03	72%
620 - CONTRACT SERVICES								
								% of Year Completed: 83%
01-60-621000	WATER CONSERVATION PROGRAM	916.66	0.00	9,166.60	8,529.23	93%	11,000.00	78%
01-60-623300	TRUST SERVICES & BANK CHARGE	11,333.33	11,442.23	113,333.30	112,654.34	99%	136,000.00	83%
01-60-625100	LEGAL SERVICES- GENERAL	7,500.00	10,747.89	75,000.00	91,970.38	123%	90,000.00	102%
01-60-625300	LEGAL SERVICES- SPECIAL	12,500.00	0.00	125,000.00	168.75	0%	150,000.00	0%
01-60-625800	LEGAL NOTICES	4,041.66	0.00	40,416.60	3,483.94	9%	48,500.00	7%
01-60-626000	AUDIT SERVICES	0.00	0.00	31,000.00	29,900.00	96%	31,000.00	96%
01-60-628000	CONSULTING SERVICES	26,683.33	23,182.04	266,833.30	177,564.80	67%	320,200.00	55%
01-60-629000	CONTRACTUAL SERVICES	70,476.66	42,337.71	704,766.60	579,014.15	82%	845,720.00	68%
620 - CONTRACT SERVICES Totals:		133,451.64	87,709.87	1,365,516.40	1,003,285.59	73%	1,632,420.00	61%
640 - INSURANCE								
								% of Year Completed: 83%
01-60-641100	GENERAL LIABILITY INSURANCE	11,250.00	8,063.90	112,500.00	67,309.08	60%	135,000.00	50%
01-60-641200	PUBLIC OFFICIAL LIABILITY	2,025.00	1,588.18	20,250.00	15,881.65	78%	24,300.00	65%
01-60-641500	WORKER'S COMPENSATION	10,833.33	10,301.00	108,333.30	92,642.00	86%	130,000.00	71%
01-60-641600	EXCESS LIABILITY COVERAGE	5,000.00	4,179.91	50,000.00	35,788.10	72%	60,000.00	60%
01-60-642100	PROPERTY INSURANCE	35,500.00	33,191.66	355,000.00	322,771.64	91%	426,000.00	76%
01-60-642200	AUTOMOBILE INSURANCE	2,083.33	1,806.17	20,833.30	16,251.68	78%	25,000.00	65%
01-60-649100	SELF INSURANCE PROPERTY	8,333.33	0.00	83,333.30	44,966.30	54%	100,000.00	45%
640 - INSURANCE Totals:		75,024.99	59,130.82	750,249.90	595,610.45	79%	900,300.00	66%

Monthly & YTD Budget Report

For Fiscal: 2022-2023 Period Ending: 2/28/2023

...	...	February 2022-2023 Budget	February 2022-2023 Activity	2022-2023 Seasonal YT...	2022-2023 YTD Activity	Seasonal Percent Used	2022-2023 Total Budget	Total Percent Used
650 - OPERATIONAL SUPPORT SRVS								
							% of Year Completed: 83%	
01-60-651200	GENERATOR DIESEL FUEL	9,375.00	0.00	93,750.00	65,460.21	70%	112,500.00	58%
01-60-651300	NATURAL GAS	2,748.90	5,362.60	27,489.00	26,926.30	98%	33,000.00	82%
01-60-651401	TELEPHONE	6,638.33	3,637.25	66,383.30	42,089.57	63%	79,660.00	53%
01-60-651403	RADIOS	2,189.12	13,572.00	21,891.20	13,572.00	62%	26,280.00	52%
01-60-651404	REPAIRS & EQUIPMENT	250.00	0.00	2,500.00	0.00	0%	3,000.00	0%
01-60-652100	OFFICE SUPPLIES	2,351.66	1,809.57	23,516.60	15,525.31	66%	28,220.00	55%
01-60-652200	BOOKS & PUBLICATIONS	444.25	0.00	4,442.50	4,959.96	112%	5,331.00	93%
01-60-653100	PRINTING- GENERAL	1,258.33	203.01	12,583.30	2,839.24	23%	15,100.00	19%
01-60-653200	POSTAGE & DELIVERY	550.00	40.07	5,500.00	932.86	17%	6,600.00	14%
01-60-654000	PROFESSIONAL DUES	1,742.08	500.00	17,420.80	17,290.50	99%	20,905.00	83%
01-60-655000	REPAIRS & MAINT- OFFICE EQUI	634.74	1,339.18	6,347.40	8,245.98	130%	7,620.00	108%
01-60-656000	REPAIRS & MAINT- BLDGS & GRN	26,083.33	34,020.06	260,833.30	196,732.38	75%	313,000.00	63%
01-60-658000	COMPUTER SOFTWARE	3,348.66	0.00	33,486.60	22,572.61	67%	40,200.00	56%
01-60-659000	COMPUTER/SOFTWARE MAINTENANC	11,833.33	841.00	118,333.30	53,255.91	45%	142,000.00	38%
01-60-659100	OTHER ADMINISTRATIVE EXPENSE	941.29	262.03	9,412.90	7,894.92	84%	11,300.00	70%
650 - OPERATIONAL SUPPORT SRVS Totals:		70,389.02	61,586.77	703,890.20	478,297.75	68%	844,716.00	57%
660 - WATER OPERATION								
							% of Year Completed: 83%	
01-60-661101	WATER BILLING	7,853,894.16	8,139,045.17	95,889,521.54	101,183,193.41	106%	112,519,973.70	90%
01-60-661102	ELECTRICITY	111,680.00	88,534.63	1,363,520.00	892,963.99	65%	1,600,000.00	56%
01-60-661103	OPERATIONS & MAINTENANCE	65,000.00	40,000.00	650,000.00	464,740.95	71%	780,000.00	60%
01-60-661104	MAJOR MAINTENANCE	20,833.33	0.00	208,333.30	0.00	0%	250,000.00	0%
01-60-661201	PUMP STATION	191,950.00	100,000.00	2,343,550.00	1,053,755.57	45%	2,750,000.00	38%
01-60-661202	METER STATION, ROV, TANK SITE	12,284.80	20,124.03	149,987.20	102,523.64	68%	176,000.00	58%
01-60-661300	WATER CHEMICALS	4,250.00	0.00	42,500.00	10,402.90	24%	51,000.00	20%
01-60-661400	WATER TESTING	4,916.66	1,036.59	49,166.60	47,544.11	97%	59,000.00	81%
01-60-662100	PUMPING SERVICES	59,941.66	-9,844.61	599,416.60	109,453.66	18%	719,300.00	15%
01-60-662300	METER TESTING & REPAIRS	3,325.00	0.00	33,250.00	2,503.95	8%	39,900.00	6%
01-60-662400	SCADA / INSTRUMENTATION	3,950.00	2,161.45	39,500.00	6,098.10	15%	47,400.00	13%
01-60-662500	EQUIPMENT RENTAL	1,333.33	0.00	13,333.30	0.00	0%	16,000.00	0%
01-60-662600	UNIFORMS	1,416.66	3,232.65	14,166.60	10,577.77	75%	17,000.00	62%
01-60-662700	SAFETY	12,418.33	1,219.08	124,183.30	47,209.91	38%	149,020.00	32%
01-60-663100	PIPELINE REPAIRS	112,500.00	229,039.60	1,125,000.00	414,520.25	37%	1,350,000.00	31%
01-60-663200	COR TESTING & MITIGATION	25,416.66	32,196.38	254,166.60	177,620.78	70%	305,000.00	58%
01-60-663300	REMOTE FACILITIES MAINTENANCE	33,383.33	69,024.56	333,833.30	245,184.16	73%	400,600.00	61%
01-60-663400	PLAN REVIEW- PIPELINE CONFLI	4,331.60	0.00	43,316.00	30,397.79	70%	52,000.00	58%
01-60-663700	PIPELINE SUPPLIES	7,083.33	3,628.47	70,833.30	55,595.33	78%	85,000.00	65%
01-60-664000	MACHINERY & EQUIP- NON CAP	1,762.50	0.00	17,625.00	17,705.52	100%	21,150.00	84%

Monthly & YTD Budget Report

For Fiscal: 2022-2023 Period Ending: 2/28/2023

...	...	February 2022-2023 Budget	February 2022-2023 Activity	2022-2023 Seasonal YT...	2022-2023 YTD Activity	Seasonal Percent Used	2022-2023 Total Budget	Total Percent Used
01-60-664100	REPAIRS & MAINT- VEHICLES	3,291.67	1,055.93	32,916.66	9,379.97	28%	39,500.00	24%
01-60-664200	FUEL- VEHICLES	3,100.00	2,368.63	31,000.00	28,157.65	91%	37,200.00	76%
01-60-664300	LICENSES- VEHICLES	262.50	0.00	2,625.00	198.00	8%	3,150.00	6%
660 - WATER OPERATION Totals:		8,538,325.52	8,722,822.56	103,431,744.30	104,909,727.41	101%	121,468,193.70	86%

680 - LAND & LAND RIGHTS

% of Year Completed: 83%

01-60-681000	LEASES	83.33	0.00	833.30	0.00	0%	1,000.00	0%
01-60-682000	PERMITS & FEES	1,204.16	0.00	12,041.60	3,339.67	28%	14,450.00	23%
680 - LAND & LAND RIGHTS Totals:		1,287.49	0.00	12,874.90	3,339.67	26%	15,450.00	22%

685 - CAPITAL EQUIP / DEPREC

% of Year Completed: 83%

01-60-685100	COMPUTERS	6,375.00	1,617.84	63,750.00	21,491.12	34%	76,500.00	28%
01-60-685200	OFFICE FURNITURE & EQUIPMT	0.00	6,904.99	112,000.00	87,263.46	78%	112,000.00	78%
01-60-685600	MACHINERY & EQUIPMENT	0.00	44,976.90	85,000.00	44,976.90	53%	85,000.00	53%
01-60-685800	CAPITALIZED EQUIP	0.00	-51,881.89	-197,000.00	-132,240.36	67%	-197,000.00	67%
01-60-686000	VEHICLES	0.00	5,365.00	120,000.00	29,355.40	24%	120,000.00	24%
01-60-686800	CAPITALIZED VEHICLE PURCHASES	0.00	-5,365.00	-120,000.00	-29,355.40	24%	-120,000.00	24%
01-60-692000	DEPRECIATION- TRANS MAINS	429,166.66	400,591.67	4,291,666.60	4,005,916.76	93%	5,150,000.00	78%
01-60-693000	DEPRECIATION- BUILDINGS	283,333.33	242,070.53	2,833,333.30	2,420,704.85	85%	3,400,000.00	71%
01-60-694000	DEPRECIATION-PUMPING EQUIPMEN'	153,333.33	119,956.21	1,533,333.30	1,199,561.91	78%	1,840,000.00	65%
01-60-695200	DEPRECIATION- OFFICE FURN &	13,333.33	7,068.25	133,333.30	58,667.54	44%	160,000.00	37%
01-60-696000	DEPRECIATION- VEHICLES	15,166.66	10,477.34	151,666.60	99,016.32	65%	182,000.00	54%
685 - CAPITAL EQUIP / DEPREC Totals:		900,708.31	781,781.84	9,007,083.10	7,805,358.50	87%	10,808,500.00	72%

710 - CONSTRUCTION IN PROGRESS

% of Year Completed: 83%

01-60-711000	METERING STATIONS	0.00	0.00	1,000,000.00	0.00	0%	1,000,000.00	0%
01-60-722200	DPS BUILDINGS REHAB & MAINT	0.00	3,530.41	1,000,000.00	32,556.17	3%	1,000,000.00	3%
01-60-722300	GENERATION BUILDING REHAB & MAI	0.00	71,057.28	4,800,000.00	824,365.07	17%	4,800,000.00	17%
01-60-722500	BUILDING AUTOMATION SYSTEM	0.00	156,257.38	1,000,000.00	159,819.88	16%	1,000,000.00	16%
01-60-751200	CATHODIC PROTECTION	0.00	0.00	1,750,000.00	89,539.17	5%	1,750,000.00	5%
01-60-761000	STANDPIPE IMPROVEMENTS	0.00	-482.70	0.00	-482.70	0%	0.00	0%
01-60-771000	VALVE REHAB & REPLACEMENT	0.00	0.00	500,000.00	0.00	0%	500,000.00	0%
01-60-771200	CONDITION ASSESSMENT	0.00	57,824.32	500,000.00	172,602.69	35%	500,000.00	35%
01-60-771700	REPLACEMENT OF SCADA SYSTEM	0.00	236,446.60	2,000,000.00	1,631,753.81	82%	2,000,000.00	82%
01-60-772300	REPLACEMENT OF CHILLERS	0.00	0.00	250,000.00	0.00	0%	250,000.00	0%
01-60-798000	CAPITALIZED FIXED ASSETS	0.00	-524,633.29	-12,800,000.00	-2,910,154.09	23%	-12,800,000.00	23%
710 - CONSTRUCTION IN PROGRESS Totals:		0.00	0.00	0.00	0.00	0%	0.00	0%

Monthly & YTD Budget Report

For Fiscal: 2022-2023 Period Ending: 2/28/2023

...	...	February 2022-2023 Budget	February 2022-2023 Activity	2022-2023 Seasonal YT...	2022-2023 YTD Activity	Seasonal Percent Used	2022-2023 Total Budget	Total Percent Used
Expense Totals:		10,194,732.25	10,115,866.89	120,453,191.38	119,243,662.49	99%	141,861,292.73	84%
01 - WATER FUND Totals:		764,875.28	-43,332.35	6,013,383.76	-3,644,157.92	-61%	7,490,572.03	-49%



MEMORANDUM

To: Paul May – General Manager

From: Chris Bostick – Manager of Water Operations **RCB**

Mike Weed – Operations & Instrumentation Supervisor
Dariusz Panaszek – Pipeline & Remote Facilities Supervisor
Jessica Haney – Project Engineer
Denis Cuvalo – SCADA and Information Technology Supervisor

Date: 3/9/2023

Subject: Status of Operations and Construction

Operations Overview

The Commission's sales for the month of February 2023 were a total of 1.85 billion gallons. This represents an average daily demand of 66.0 million gallons per day (MGD), which is lower than the February 2022 average day demand of 67.5 MGD. The maximum day demand was 69.5 MGD recorded on February 4, 2023, which is lower than the February 2022 maximum day demand of 72.4 MGD. The minimum day flow was 62.2 MGD.

The Commission's recorded total precipitation for the month of February 2023 was 3.83 inches compared to 2.89 inches for February 2022. The level of Lake Michigan for February 2023 is 578.77 (Feet IGLD 1985) compared to 579.20 (Feet IGLD 1985) for February 2022.

Operations & Instrumentation Maintenance and Construction Overview

The DuPage Pump Station's High Lift Pump (HLP) and Motor rehabilitation program include inspecting, cleaning, and repairing one pump and motor assembly per year. HLP #9 and Motor #9 were removed and sent to Midwest Service Center for cleaning and performing electromechanical checks and provision of a status report including documentation of necessary repairs. The cleaning and repair services are in process, delivery, and reinstallation of the motor is tentatively scheduled for April, and reinstallation of the pump is anticipated in June.

Start-up of newly installed water quality monitoring equipment at various locations throughout the distribution system is tentatively scheduled for mid-March.

Performing annual preventive maintenance and inspections on Remotely Operated Valves.

Performing instrumentation calibrations at the DuPage Pumping Station.

Lexington Pump Station

Regarding R-11-23, Staff is seeking approval and ratification of Task Order No. ___ with AECOM Technical Services to perform a comprehensive Condition Assessment of the Lexington Pump Station's critical facilities. While the City of Chicago maintains operational control over Lexington Pump Station, the Commission, under an Enhanced Maintenance Agreement with the City as approved in 2007, is responsible for initially financing and managing capital improvements at the facility with reimbursement by the City for 50% of the costs through water credits. As the singular most critical piece of infrastructure required to deliver Lake Michigan water to Commission Customers, it is necessary for the Commission to insure the City's proper operation and maintenance of the facility.

Pipeline & Remote Facilities Maintenance and Construction Overview

Pipeline staff is performing annual valve exercising program.

Pipeline staff is inspecting and performing maintenance work on Cathodic Protection Test Stations.

Regarding R-10-23, Staff is seeking authorization for the General Manager to execute a two-year extension of Contract QR-12/21. Staff is satisfied with the work of all three contractors and would like to continue under the existing terms. All three contractors have agreed to the extension.

Over the past year, DWC Staff has performed a thorough review of transmission and distribution system isolation valve locations and their impact on Commission Customers. Staff has determined the current placement of the isolation valves, in many cases, when operated to isolate a pipe node will effectively curtail delivery of water to two or more of a single customer's multiple connection points or in some cases multiple connection points to multiple customers. Staff is looking forward to engaging in a conversation with the Committee regarding system redundancy.

Engineering & Capital Improvement Program Overview

Raftelis, Inc. continues development of the Cost-of-Service Study in advance of contract negotiations with the City of Chicago regarding the Water Purchase and Sale Agreement. The City of Chicago had issued a partial response to the first round of questions generated by Raftelis. Staff has met with Raftelis and has issued a following series of questions and data requests. Staff anticipates delivering the draft report at the April Commission meeting.

Carollo Engineers continues to investigate and report on various potential alternate sources of Lake Water for the Commission. The draft report had been tendered and is under review by Staff. The draft report will be shared with the Board at the April Commission meeting.

Burns & McDonnell Engineering Co. completed work on Task Order No. 01 to review and validate the DuPage Water Commission's Meter Testing Program and to support Commission Customer's annual LMO-2 IDNR water audit submittals. The final report has been delivered and will be shared with all concerned parties.

The Pumping Station Drainage Improvement project is ongoing. The contractor, Benchmark Co., is excavating around a 72-inch diameter water main. Significant corrosion was found on the exterior pipe wall and at present time is being repaired by the contractor. Staff intends on follow-up corrosion studies and remediation at the remainder of on-site supply and discharge piping.

Regarding R-8-23, Change Order No. 01 appears on the agenda seeking ratification of changes in work scope already performed and other changes in work scope for necessary work which were unintentionally omitted from the bidding documents for the DPPS Emergency Generation System Modifications (Contract PSD-10/22) project. The building concrete slab is complete and steel erection is currently underway.

Caterpillar/Altorfer Power Systems and Staff and the Engineers continue working through the submittal documents for the Generator Controls Update Project.

Regarding R-9-23, Change Order No. 01 appears on the agenda seeking authorization to potentially provide heat and dehumidification to provide optimal conditions for the application of the industrial coatings called out in Contract PSD-11/22, Influent, Effluent, and 72" Meter Buildings Coatings Rehabilitation Contract with G.P. Maintenance Services, Inc. The work includes abrasive blasting and apply insulated coatings to the pipelines as well as rehabilitation of steel support structures.

Schneider Electric, the Building Automation System (BAS) upgrade Contractor continues work with the installation of the upgraded HVAC network controllers and programming. This project consists of updating HVAC and Lighting Controls in the Pump Station and Generator Facilities.

SCADA & Information Technology Overview

The SCADA Replacement Project (Contract PSD-9/21) is ongoing. The Control Room remodel is under way, demolition has been completed, HVAC and electrical rough-ins are underway, and the drywall installation is tentatively scheduled to begin in mid-March. The development of the new SCADA system continues with alarming, graphic, and programming workshops and demonstrations. There has been constant effort from Commission staff in providing their input and knowledge in the development of this system. The project is on schedule.

March 2023 Commission Agenda Items:

Resolution No. R-8-23: A Resolution Approving and Ratifying Certain Change Orders for a Contract for the Construction of DPPS Emergency Generation System Modifications (Contract PSD-10/22) **(Change Order No. 01 – Increase of Contract Price by \$61,500.46 and a Time Extension of 31 Calendar Days)**

Resolution No. R-9-23: A Resolution Approving and Ratifying Certain Change Orders for the Influent, Effluent, and 72" Meter Buildings Coatings Rehabilitation Contract (Contract PSD-11/22) **(Change Order No. 01 – Increase of Contract Price by \$20,380.00 and a Time Extension of 23 Calendar Days)**

Resolution No. R-10-23: A Resolution Approving a 2-Year Contract Time Extension of Contract QR-12/21 with John Neri Construction Co. Inc., Rossi Contractors, Inc., and Benchmark Construction Co. Inc. **(No Cost This Action)**

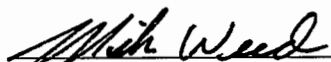
Resolution No. R-11-23: A Resolution Approving and ratifying Certain Task Orders Under a Master Contract with AECOM Technical Services for the Condition Assessment of the Lexington Pumping Station **(Estimated Cost of \$91,369.00)**

Attachments

1. DuPage Laboratory Bench Sheets for February 2023
2. Water Sales Analysis 01-May-2018 to 28-February-2023
3. DuPage Water Commission Chart Sales vs. Historical Average
4. DuPage Water Commission Chart Sales vs. Allocation

DUPAGE WATER COMMISSION
PWS FACILITY ID# - IL435400
MONTHLY OPERATIONS REPORT
DUPAGE WATER COMMISSION LABORATORY BENCH SHEET RESULTS
FEBRUARY 2023

DATE	LEXINGTON P.S. SUPPLY			DUPAGE P.S. DISCHARGE							ANALYST INT.
	FREE Cl2 (mg/L)	TURBIDITY (ntu)	O-PO4 (mg/L)	FREE Cl2 (mg/L)	TURBIDITY (ntu)	TEMP (°F)	pH	Fluoride (mg/L)	O-PO4 (mg/L)	P.A.C. (LBS/MG)	
1	1.36	0.10	0.61	1.38	0.10	45	7.4	0.9	0.59	0	AM
2	1.33	0.10	0.58	1.41	0.11	44	7.4	0.8	0.57	0	AM
3	1.31	0.11	0.62	1.42	0.11	43	7.3	0.9	0.59	0	AM
4	1.35	0.10	0.55	1.37	0.09	44	7.3	0.9	0.57	0	BM
5	1.46	0.11	0.58	1.34	0.10	45	7.4	0.9	0.57	0	BM
6	1.38	0.11	0.55	1.40	0.11	44	7.3	0.9	0.53	0	AM
7	1.35	0.11	0.52	1.37	0.12	44	7.4	0.9	0.56	0	AM
8	1.32	0.11	0.61	1.27	0.11	45	7.4	0.8	0.57	0	BM
9	1.34	0.09	0.56	1.32	0.11	46	7.4	0.9	0.56	0	BM
10	1.39	0.10	0.59	1.33	0.10	46	7.4	0.9	0.58	0	BM
11	1.37	0.10	0.59	1.50	0.10	46	7.4	0.8	0.57	0	KD
12	1.31	0.09	0.66	1.26	0.10	48	7.3	0.9	0.68	0	KD
13	1.44	0.09	0.61	1.30	0.11	49	7.4	0.9	0.58	0	BM
14	1.34	0.09	0.56	1.30	0.11	48	7.4	0.9	0.61	0	BM
15	1.41	0.09	0.54	1.32	0.10	49	7.3	0.8	0.64	0	KD
16	1.48	0.09	0.66	1.43	0.10	53	7.2	0.8	0.63	0	KD
17	1.26	0.09	0.62	1.42	0.11	52	7.0	0.9	0.67	0	KD
18	1.45	0.09	0.52	1.40	0.10	50	7.2	0.9	0.51	0	RC
19	1.43	0.09	0.57	1.31	0.10	53	7.2	0.9	0.54	0	RC
20	1.41	0.09	0.59	1.38	0.09	53	7.2	0.9	0.57	0	KD
21	1.43	0.08	0.54	1.35	0.09	52	7.1	0.7	0.59	0	KD
22	1.43	0.08	0.55	1.32	0.10	52	7.2	0.8	0.59	0	RC
23	1.51	0.09	0.55	1.34	0.10	52	7.2	0.8	0.58	0	RC
24	1.26	0.08	0.52	1.25	0.09	52	7.2	0.7	0.57	0	RC
25	1.34	0.09	0.55	1.29	0.09	52	7.2	0.7	0.59	0	KD
26	1.25	0.10	0.52	1.15	0.11	53	7.2	0.6	0.53	0	KD
27	1.45	0.09	0.62	1.24	0.10	54	7.2	0.8	0.59	0	RC
28	1.40	0.08	0.58	1.28	0.10	54	7.2	0.7	0.57	0	RC
29											
30											
31											
AVG.	1.38	0.09	0.58	1.34	0.10	49	7.3	0.8	0.58	0	
MAX.	1.51	0.11	0.66	1.50	0.12	54	7.4	0.9	0.68	0	
MIN.	1.25	0.08	0.52	1.15	0.09	43	7.0	0.6	0.51	0	


Mike Weed, Operations Supervisor
Illinois ROINC # 186860234

3-6-23
Date

DU PAGE WATER COMMISSION
WATER SALES ANALYSIS

01-May-92 TO 28-Feb-23

PER DAY AVERAGE 78,118,842

MONTH	SALES TO CUSTOMERS (GALLONS)	PURCHASES FROM CHICAGO (GALLONS)	GALLONS BILLED %	BILLINGS TO CUSTOMERS	BILLINGS FROM CHICAGO	DOCUMENTED COMMISSION WATER USE (2)	DOCUMENTED COMMISSION WATER USE %	TOTAL ACCOUNTED FOR %	DWC OPER. & MAINT. RATE (3)	CHGO RATE
May-19	2,081,843,000	2,147,990,870	96.92%	\$10,346,759.71	\$8,469,528.00	6,561,100	0.31%	97.23%	\$4.97	\$3.943
Jun-19	2,176,802,000	2,246,817,638	96.88%	\$10,818,705.94	\$8,931,100.11	434,900	0.02%	96.90%	\$4.97	\$3.975
Jul-19	2,639,452,000	2,714,539,721	97.23%	\$13,118,076.44	\$10,790,295.39	649,900	0.02%	97.26%	\$4.97	\$3.975
Aug-19	2,649,696,000	2,735,242,272	96.87%	\$13,168,989.12	\$10,872,588.03	638,420	0.02%	96.90%	\$4.97	\$3.975
Sep-19	2,206,442,000	2,264,715,472	97.43%	\$10,966,016.74	\$9,002,244.00	617,581	0.03%	97.45%	\$4.97	\$3.975
Oct-19	2,016,445,000	2,084,749,872	96.72%	\$10,021,731.65	\$8,286,880.74	1,204,331	0.06%	96.78%	\$4.97	\$3.975
Nov-19	1,915,266,000	1,976,465,358	96.90%	\$9,518,872.02	\$7,856,449.80	8,679,153	0.44%	97.34%	\$4.97	\$3.975
Dec-19	1,990,807,000	2,061,549,253	96.57%	\$9,894,310.79	\$8,194,658.28	4,646,824	0.23%	96.79%	\$4.97	\$3.975
Jan-20	1,982,608,000	2,040,353,072	97.17%	\$9,853,561.76	\$8,110,403.46	789,652	0.04%	97.21%	\$4.97	\$3.975
Feb-20	1,871,298,000	1,913,980,302	97.77%	\$9,300,351.06	\$7,608,055.65	978,927	0.05%	97.82%	\$4.97	\$3.975
Mar-20	1,957,293,000	2,014,856,325	97.14%	\$9,727,746.21	\$8,009,053.89	697,896	0.03%	97.18%	\$4.97	\$3.975
Apr-20	1,863,825,000	1,911,777,366	97.49%	\$9,263,210.25	\$7,599,315.03	271,200	0.01%	97.51%	\$4.97	\$3.975
May-20	2,084,924,000	2,141,838,951	97.34%	\$10,362,072.28	\$8,513,809.83	376,100	0.02%	97.36%	\$4.97	\$3.975
Jun-20	2,522,634,000	2,596,146,493	97.17%	\$12,537,490.98	\$10,571,508.52	731,078	0.03%	97.20%	\$4.97	\$4.072
Jul-20	2,782,507,000	2,872,440,835	96.87%	\$13,829,059.79	\$11,696,579.08	647,000	0.02%	96.89%	\$4.97	\$4.072
Aug-20	3,078,522,000	3,180,137,701	96.80%	\$15,300,254.34	\$12,949,520.72	3,694,350	0.12%	96.92%	\$4.97	\$4.072
Sep-20	2,427,570,000	2,510,646,051	96.69%	\$12,065,022.90	\$10,223,350.72	1,148,848	0.05%	96.74%	\$4.97	\$4.072
Oct-20	2,143,671,000	2,203,255,879	97.30%	\$10,654,044.87	\$8,971,657.94	748,000	0.03%	97.33%	\$4.97	\$4.072
Nov-20	1,897,985,000	1,957,960,123	96.94%	\$9,432,985.45	\$7,972,813.62	200,026	0.01%	96.95%	\$4.97	\$4.072
Dec-20	1,955,711,000	2,027,160,874	96.48%	\$9,719,883.67	\$8,254,599.08	348,955	0.02%	96.49%	\$4.97	\$4.072
Jan-21	1,988,344,000	2,040,857,402	97.43%	\$9,882,069.68	\$8,310,371.34	205,828	0.01%	97.44%	\$4.97	\$4.072
Feb-21	1,915,366,000	1,971,858,620	97.14%	\$9,519,369.02	\$8,029,408.30	290,224	0.01%	97.15%	\$4.97	\$4.072
Mar-21	1,986,888,000	2,055,661,022	96.65%	\$9,874,833.36	\$8,370,651.68	512,237	0.02%	96.68%	\$4.97	\$4.072
Apr-21	1,959,759,000	2,010,756,459	97.46%	\$9,740,002.23	\$8,187,800.30	1,013,926	0.05%	97.51%	\$4.97	\$4.072
May-21	2,331,364,000	2,401,447,849	97.08%	\$11,586,879.08	\$9,778,695.64	1,625,835	0.07%	97.15%	\$4.97	\$4.072
Jun-21	2,646,312,000	2,727,518,236	97.02%	\$13,152,170.64	\$11,226,465.06	872,815	0.03%	97.05%	\$4.97	\$4.116
Jul-21	2,661,520,000	2,750,318,994	96.77%	\$13,227,754.40	\$11,320,312.98	772,815	0.03%	96.80%	\$4.97	\$4.116
Aug-21	2,736,795,000	2,818,422,046	97.10%	\$13,601,871.15	\$11,600,625.14	458,555	0.02%	97.12%	\$4.97	\$4.116
Sep-21	2,616,212,000	2,698,022,374	96.97%	\$13,002,573.64	\$11,105,060.09	1,237,080	0.05%	97.01%	\$4.97	\$4.116
Oct-21	2,128,141,000	2,179,013,387	97.67%	\$10,576,860.77	\$8,968,819.10	396,147	0.02%	97.68%	\$4.97	\$4.116
Nov-21	1,896,311,000	1,961,815,221	96.66%	\$9,424,665.67	\$8,074,831.45	462,613	0.02%	96.68%	\$4.97	\$4.116
Dec-21	1,950,793,000	2,010,917,641	97.01%	\$9,695,441.21	\$8,276,937.01	382,031	0.02%	97.03%	\$4.97	\$4.116
Jan-22	2,046,043,000	2,110,214,643	96.96%	\$10,168,833.71	\$8,685,674.26	621,078	0.03%	96.99%	\$4.97	\$4.116
Feb-22	1,879,376,000	1,935,513,559	97.10%	\$9,340,498.72	\$7,966,573.81	247,750	0.01%	97.11%	\$4.97	\$4.116
Mar-22	1,990,472,000	2,061,912,643	96.54%	\$9,892,645.84	\$8,486,832.44	459,838	0.02%	96.56%	\$4.97	\$4.116
Apr-22	1,935,992,000	1,981,414,298	97.71%	\$9,621,880.24	\$8,155,501.25	285,652	0.01%	97.72%	\$4.97	\$4.116
May-22	2,276,513,000	2,344,221,635	97.11%	\$11,792,337.34	\$9,648,816.25	5,698,667	0.24%	97.35%	\$5.18	\$4.116
Jun-22	2,682,480,000	2,772,533,130	96.75%	\$13,895,246.40	\$11,982,888.19	690,925	0.02%	96.78%	\$5.18	\$4.322
Jul-22	2,804,661,000	2,892,532,635	96.96%	\$14,528,143.98	\$12,501,526.05	883,858	0.03%	96.99%	\$5.18	\$4.322
Aug-22	2,688,224,000	2,772,533,130	96.96%	\$13,925,000.32	\$11,982,888.19	906,806	0.03%	96.99%	\$5.18	\$4.322
Sep-22	2,415,535,000	2,474,643,822	97.61%	\$12,512,471.30	\$10,695,410.60	1,021,063	0.04%	97.65%	\$5.18	\$4.322
Oct-22	2,153,410,000	2,220,050,683	97.00%	\$11,154,663.80	\$9,595,059.05	2,891,786	0.13%	97.13%	\$5.18	\$4.322
Nov-22	1,919,552,000	1,979,550,491	96.97%	\$9,943,279.36	\$8,555,617.22	1,008,092	0.05%	97.02%	\$5.18	\$4.322
Dec-22	2,071,113,000	2,123,449,660	97.54%	\$10,728,365.34	\$9,177,549.43	552,389	0.03%	97.56%	\$5.18	\$4.322
Jan-23	2,014,750,000	2,060,255,805	97.79%	\$10,436,405.00	\$8,904,425.59	337,423	0.02%	97.81%	\$5.18	\$4.322
Feb-23	1,835,597,000	1,883,158,917	97.47%	\$9,508,392.46	\$8,139,012.84	529,206	0.03%	97.50%	\$5.18	\$4.322
TOTALS (1)	879,696,276,798	905,125,166,552	97.19%	\$2,122,011,834.49	\$1,877,985,111.36	860,915,854	0.10%	97.29%	\$2.41	\$2.075

(1) - SINCE MAY 1, 1992

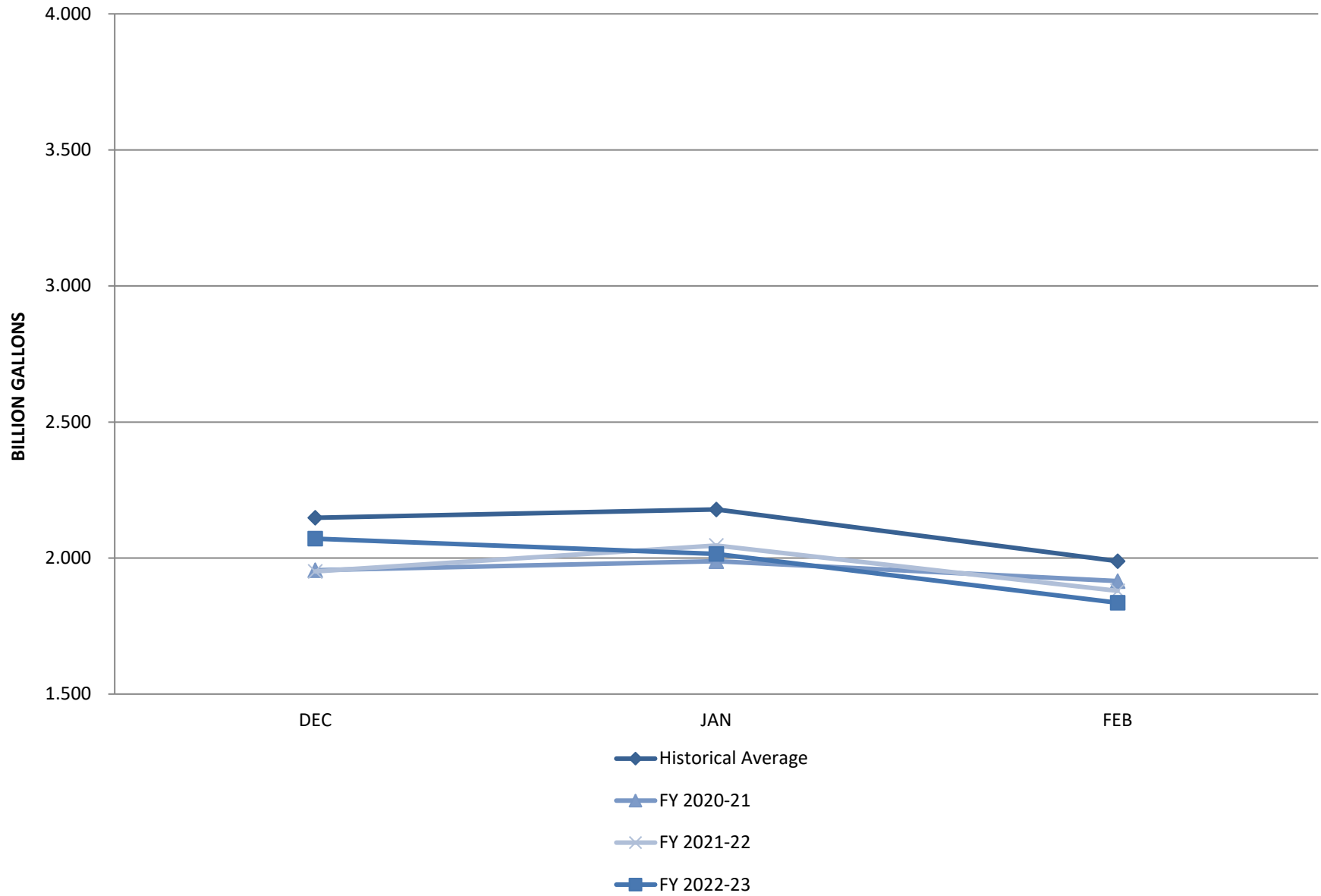
(2) - REPRESENTS DU PAGE PUMP STATION, METER TESTING AND CONSTRUCTION PROJECT USAGE

(3) - DOES NOT INCLUDE FIXED COST PAYMENTS

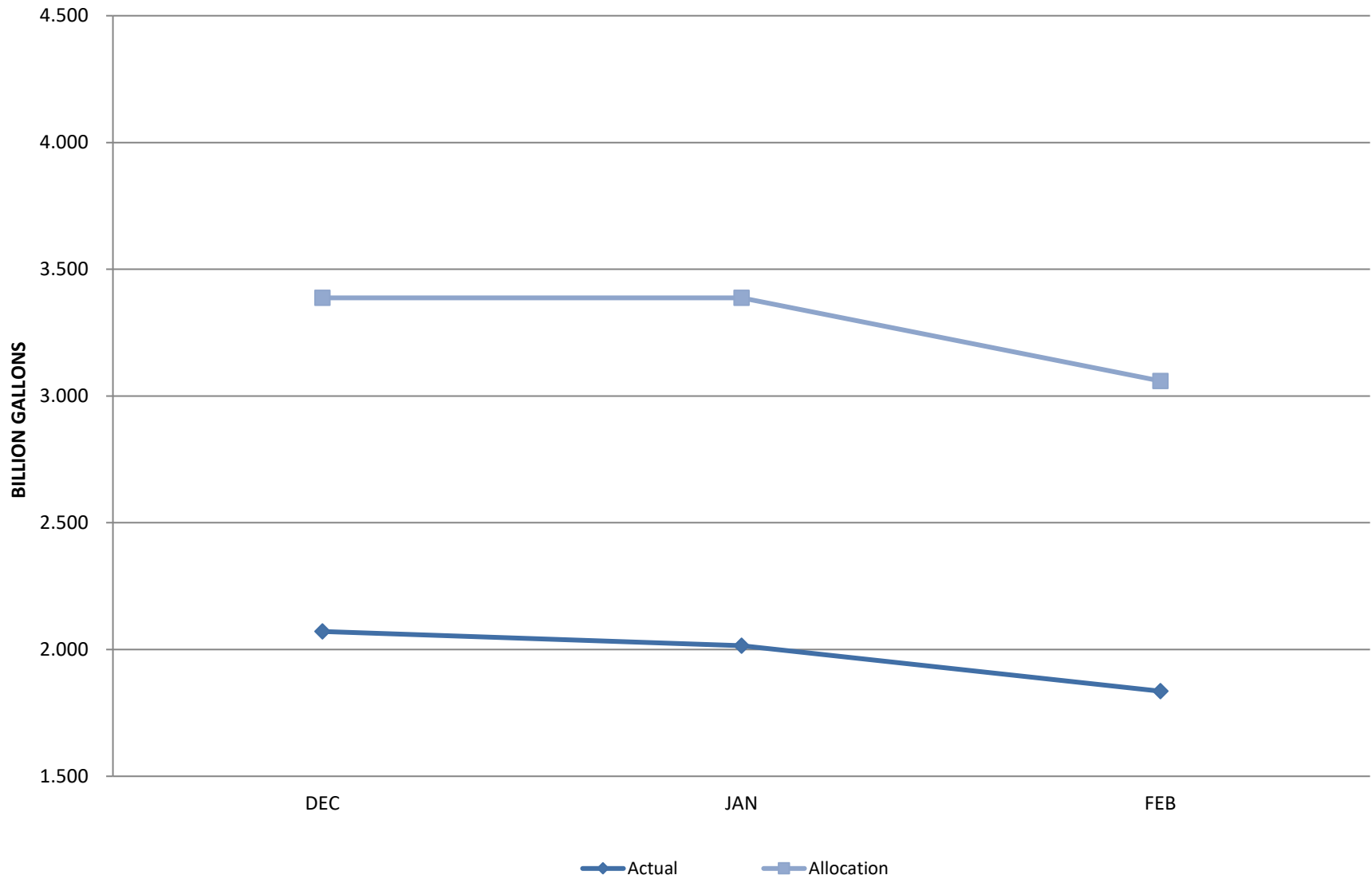
YTD

Feb-22	22,892,867,000	23,593,203,950	97.03%	113,777,549	97,003,995			\$4.97	\$4.112
Feb-23	22,861,835,000	23,522,929,908	97.19%	118,424,305	101,183,193			\$5.18	\$4.301
	(31,032,000)	(70,274,042)		\$4,646,756	\$4,179,199				
	-0.1%	-0.3%		4.1%	4.3%				
Month									
Feb-22	1,879,376,000	1,935,513,559	97.10%	9,340,499	7,966,574			\$4.97	\$4.116
Feb-23	1,835,597,000	1,883,158,917	97.47%	9,508,392	8,139,013			\$5.18	\$4.322
	(43,779,000)	(52,354,642)		\$167,894	\$172,439				
	-2.3%	-2.7%		1.8%	2.2%				
Feb>Jan	(179,153,000)	(177,096,888)		(928,013)	(765,413)				

DU PAGE WATER COMMISSION SALES FY 2022-23, 2021-22 & 2020-21 VS. HISTORICAL AVERAGE



DU PAGE WATER COMMISSION SALES FY 2022-23 VS. ALLOCATION





Resolution #: N/A

Account: 01-60-642100

Approvals: *Author / Manager / Finance / Admin*

CAP - CAP PDM

REQUEST FOR BOARD ACTION

Date: 3/7/2023

Description: **Arthur J. Gallagher for insurance brokerage services contract extension**

Agenda Section: Finance Committee

Originating Department: Finance

This request would authorize the General Manager to engage in a two (2) year (with an additional 1-year option) agreement with Arthur J. Gallagher for Insurance Brokerage for a not to exceed amount of \$30,385 per year.

The Commission last solicited for sealed proposals for brokerage services in May 2020. Of the proposals were received, the proposal of Arthur J. Gallagher was found to be the most favorable bidder to the interests of the Commission. The Commission is very satisfied with the performance of Arthur J. Gallagher and would recommend extending the contract.

Recommended Motion:

Authorization for the General Manager to engage in a two (2) year agreement with Arthur J. Gallagher for insurance brokerage services.

CLIENT SERVICES AGREEMENT

This Client Services Agreement (this “**Agreement**”) is made and entered into as of the 9th day of July, 2023 (the “**Effective Date**”) by and between DuPage Water Commission, an IL Public Entity (“**Client**”), and Arthur J. Gallagher Risk Management Services, LLC, a Delaware limited liability company, and its licensed brokerage affiliates (“**Gallagher**”). Client and Gallagher shall each be referred to herein as a “**Party**” and collectively as the “**Parties**.”

WHEREAS, Gallagher is a global insurance brokerage and risk management services firm, and Client desires to retain Gallagher to provide certain services, as further described on Exhibit A attached hereto (collectively, the “**Services**”).

NOW, THEREFORE, in consideration of the mutual promises contained herein, Gallagher and Client hereby agree as follows:

I. TERM AND TERMINATION

This Agreement shall commence on the Effective Date and continue for a term of two (2) years and an optional third year. This Agreement shall automatically renew on the first anniversary of the Effective Date and annually thereafter for consecutive additional periods of one (1) year each (each a “Renewal Term”). This Agreement may be terminated by either Party at any time upon thirty (30) days’ prior written notice. In the event of any such termination, Gallagher will work with Client during such 30-day period to transition its account as directed.

II. SERVICES

Gallagher will provide the Services for Client as set forth on Exhibit A and incorporated herein, which Exhibit A may be amended from time to time as agreed upon in writing by the Parties. For Services that specifically include insurance placement by Gallagher as the broker, Client hereby authorizes Gallagher to represent and assist Client in all discussions and transactions with insurance companies relating to the lines of insurance set forth on Exhibit A when acting as Client’s insurance broker, provided that Gallagher shall not place any insurance on behalf of Client unless so authorized by Client in writing. In addition, Services that include the placement of insurance coverage require the following:

A. Client shall provide Gallagher with all information and documentation that may be relevant to the applicable risks that Client would like to insure, as requested by Gallagher and/or underwriters from which Gallagher intends to secure quotes. This information shall include any facts material to a fair assessment of the risk by underwriters, including risk exposures and loss experience, and shall be updated as information changes or is discovered after inception of coverage. Client’s failure to fully and completely disclose all such information could result in a carrier declining coverage for a specific loss or voiding Client’s insurance coverage altogether.

B. Gallagher will consult with Client regarding the terms of the insurance quotes received, and Client shall have sole discretion in the selection of the ultimate insurance markets and policies chosen, as well as any other decisions involving Client’s risk management, risk transfer and/or loss prevention needs. Gallagher will use reasonable efforts to secure insurance coverages on Client’s behalf and as directed by Client. Client must read all coverage proposals and policies carefully, as actual coverage is determined by the applicable policy language. Gallagher will provide guidance to Client regarding Client’s policy or coverage inquiries. In the event an insurer cancels or refuses to issue a particular policy, Gallagher will use reasonable efforts to obtain replacement coverage from another insurer.

C. Client is responsible for notifying applicable insurance companies directly in connection with any claims, demands, suits, notices of potential claims or any other matters in accordance with the terms and conditions of Client’s policies. Upon request, Gallagher will assist Client in determining applicable claim reporting requirements.

D. Client has no obligation to purchase an insurance product through Gallagher.

III. COMPENSATION, TAXES AND FEES

A. Client shall pay Gallagher fees for the Services set forth on Exhibit A. Where permitted, the Services may include fees in lieu of or in addition to commission for placement of insurance. If Gallagher receives

fees for insurance placement, the policy(ies) will be listed in Exhibit A, along with the fee for that insurance placement. Fees for post insurance placement Services may also be included in Exhibit A.

B. Based on market increases including, but not limited to, inflation, labor, overhead, and other good faith increases in the cost to Gallagher to provide the Services, the fees for the Services shall be adjusted on the first day for each Renewal Term. For each Renewal Term, provided the Services remain substantially similar to those provided in this Initial Term, the fees for the Services shall be increased zero (0%) percent over the prior year.

C. Gallagher's fees under this Agreement shall be fully earned on the Effective Date (and any anniversary thereof). Payment shall be made in accordance with the Illinois Local Government Prompt Payment Act (50 ILCS 505/1 et seq). Client shall inform Gallagher in the event that Client's business operations change substantially, including the applicable risks insured. Under such circumstances, Client and Gallagher will negotiate in good faith to adjust the amount of commission and/or fees to be paid to Gallagher hereunder.

D. Where applicable, insurance coverage placements and other Services provided by Gallagher may require the payment of federal excise taxes, surplus lines taxes, stamping or other fees to the Internal Revenue Service, various State(s) departments of revenue, state regulators, boards or associations. In such cases, Client is responsible for the payment of such taxes and/or fees, which Gallagher will separately identify on related invoices. Under no circumstances will these taxes or other related fees or charges be offset against fees or commissions due to Gallagher hereunder.

IV. ADDITIONAL COMPENSATION AND FEES

A. In addition to the fees and/or commissions set forth in Exhibit A or otherwise described herein, Gallagher may also receive interest or other investment income on funds temporarily held by it, such as premiums or return premiums. Other parties, such as excess and surplus lines brokers, wholesalers, reinsurance intermediaries, underwriting managers, captive managers and similar parties, some of which may be owned in whole or in part by Gallagher's corporate parent, may earn and retain usual and customary commissions and fees in the course of providing insurance products to clients.

B. Any compensation that Gallagher receives from insurance carriers may differ depending on the market and the insurance product placed on Client's behalf. Gallagher may receive additional compensation from insurance carriers in the form of contingent and supplemental commissions, bonus commissions, overrides or expense reimbursements. Any such fees or commission will not constitute compensation to Gallagher per Section III above.

C. Client is responsible for payment of premiums for all insurance placed by Gallagher on its behalf. If any amount is not paid in full when due, including premium payments to insurance companies or premium finance companies, Gallagher shall notify Client in writing. If payment is not paid within fifteen (15) days of written notice to Client, such nonpayment will constitute a material breach of this Agreement that will allow Gallagher to immediately terminate this Agreement upon written notice to Client or termination, at its sole option. Further, the applicable insurance carrier may terminate the associated coverage for nonpayment.

V. CONFIDENTIALITY & DATA PRIVACY

A. As used in this Agreement, Confidential Information means any nonpublic, proprietary or personal data and information furnished by either Party or its agents or representatives to the other Party or its agents and representatives, whenever furnished and regardless of the manner or media in which such information is furnished, which the receiving Party knows or reasonably should know to be confidential. Each Party shall treat Confidential Information as confidential and only use it in the performance of its obligations under this Agreement.

B. The Parties acknowledge that Confidential Information includes personal data provided to Gallagher by Client for the benefit of Client and/or its employees to facilitate the placement of insurance and/or the Services set forth in Exhibit A. Both Parties also agree that the Confidential Information may include information that alone, or in combination with other information, uniquely identifies an individual. Client agrees that Gallagher is permitted to disclose and transfer Client's Confidential Information to Gallagher's affiliates, agents or vendors that have a need to know the Confidential Information in connection with the Services provided under this Agreement (including insurance carriers, as necessary, for quoting and/or placing insurance coverages). In addition, Gallagher may also utilize anonymized/de-identified Client data in connection with data

analytics, service enhancement initiatives and similar business purposes. Either Party may also disclose such information to the extent required to comply with applicable laws or regulations or the order of any court or tribunal. Gallagher has established security controls to protect Client confidential information from unauthorized use or disclosure. For additional information, please review Gallagher's Privacy Policy located at <https://www.ajg.com/privacy-policy/>.

C. Both Gallagher and Client agree to comply with all state and federal laws, rules, and orders that relate to privacy and data protection which are, or which in the future may be, applicable to Confidential Information, the Services or the performance of obligations under this Agreement. Upon request, Gallagher will cooperate with Client pursuant to applicable law(s) to comply with requests from individuals regarding their personal information.

VI. DISPUTE RESOLUTION

A. In the event of a dispute between the Parties arising out of or relating to this Agreement or the relationship created by this Agreement ("**Dispute**"), the Parties agree to attempt to resolve that Dispute by mediation. If mediation fails to resolve the Dispute, a Party may proceed to litigation.

B. A Party wishing to assert a Dispute shall do so by providing a written notice ("**Notice**") of the claim to the American Arbitration Association ("**AAA**") in accordance with its Commercial Arbitration Rules and Mediation Procedures, unless specifically excluded under Section VI.A of this Agreement. All Dispute resolutions shall take place in Chicago, IL, unless otherwise agreed by the Parties. The Parties will equally divide all costs of the mediation proceedings and will each pay their own attorney fees. All matters will be before neutral, impartial and disinterested mediator that have at least 20 years' experience in commercial and insurance coverage disputes, which may be based in legal practice, insurance company or insurance brokerage practice, or a combination thereof.

C. Mediation will occur within sixty (60) days of filing the Notice with the AAA. Mediation results will be reduced to a Memorandum of Understanding signed by both Parties and the mediator.

VII. LIABILITY LIMITATIONS

Gallagher's liability to Client arising from any acts or omissions of Gallagher shall not exceed \$20 million in the aggregate. Without limiting the foregoing, each Party shall only be liable for actual damages incurred by the other Party, and shall not be liable for any indirect, special, exemplary, consequential, reliance, punitive damages or for any attorneys' fees other than as described in Section VIII.A below (whether incurred in a dispute or an action against the other, or as alleged damages that any Party incurred in any insurance coverage dispute, or otherwise). No claim or cause of action, regardless of form (tort, contract, statutory, or otherwise), arising out of, relating to or in any way connected with this Agreement or any Services provided hereunder may be brought by either Party any later than two (2) years after the accrual of such claim or cause of action.

VIII. MISCELLANEOUS

A. Indemnification. To the fullest extent permitted by law, Gallagher agrees to defend, indemnify and hold Client and its affiliates and their respective directors, officers, employees and agents harmless from any and all losses, liabilities, exposures, damages and all related costs and expenses, including reasonable legal fees, to the extent arising from or relating to any third party claims, demands, suits, allegations, or causes or threats of action based on Gallagher's: (i) breach of any representation, warranty or covenant made hereunder, or (ii) acts or omissions; provided, however, that Gallagher shall not be required to defend, indemnify or hold harmless Client for Client's own acts or omissions or those of its employees or agents.

To the fullest extent permitted by law, Client agrees to defend, indemnify and hold Client and its affiliates and their respective directors, officers, employees and agents harmless from any and all losses, liabilities, exposures, damages and all related costs and expenses, including reasonable legal fees, to the extent arising from or relating to any third party claims, demands, suits, allegations, or causes or threats of action based on the Client's: (i) breach of any representation, warranty or covenant made hereunder, or (ii) acts or omissions; provided, however, that Client shall not be required to defend, indemnify or hold harmless Gallagher for Gallagher's own acts or omissions or those of its employees or agents.

EXHIBIT A

The following outlines Services provided by Gallagher over the term of this Agreement:

Fee for Services

Year One: \$30,385

Year Two: \$30,385

Optional Year Three: \$30,385

- Use our best efforts to secure the following lines of coverage on DuPage Water Commission's behalf: Workers Compensation, Bonds, Pollution/Environmental Liability, Crime, Property, Excess Liability, Commercial Package (Auto, Crime, General Liability, Excess Liability) and Underground Storage Tank.
- Cyber Liability not part of fee and will be on a commission basis.
- Provide consultation to DuPage Water Commission on exposures, existing coverage, and the desirability and/or feasibility of potential program changes, retention and data analysis.
- Work with DuPage Water Commission to prepare comprehensive underwriting data and criteria for insurance carrier negotiations.
- Market policies and summarize the results of the executed marketing strategy as well as provide program recommendations.
- Formally present coverage submissions to agreed-upon insurance carrier(s) and negotiate terms on behalf of DuPage Water Commission.
- Request endorsements, ensuring accuracy and delivery in a timely manner.
- Day-to-day account administration which includes policy review and issuance, coverage summaries, invoicing, coordination and/or issuance of required documentation such as certificates of insurance and other program administration as required by DuPage Water Commission.
- Review accounting/billing data and audit information from insurance carriers to ensure accuracy.
- Assist DuPage Water Commission in claims management, including assistance with establishing claims reporting procedures, making claim notifications to insurers, and advocate on DuPage Water Commission's behalf in the event of a complex or contested claim. Claims advocacy services include claims reviews, reserve adequacy review and attending claims meetings.
- Provide annual stewardship reports and marketing updates.
- Evaluate risk financing approaches and analyze approaches to address emerging risks.
- Online loss control platform and on-site loss control menu access.
- Access to eRiskhub for cyber liability

Client Signature _____

Date _____

B. Advisory Services. The Services provided by Gallagher, its employees and affiliated companies do not constitute legal or tax advice. Client must consult with its own legal and financial advisors to become fully apprised of any legal or financial implications to its business.

C. Assignment. This Agreement shall apply to and bind the successors and assigns of the Parties hereto, including, in the event of a Party's insolvency, debtors-in-possession and any appointed trustee or administrator. This Agreement shall be not be assignable by either Party, except with the prior written consent of the other Party; provided, however, that either Party may assign this Agreement to an affiliate or in the event of a merger or sale, provided the assignee is willing and able to assume such Party's obligations hereunder.

D. Independent Contractor. Gallagher is engaged to perform Services as an independent contractor of Client and not as an employee or agent of Client, and will not be operating in a fiduciary capacity.

E. Governing Law & Venue. This Agreement and any Dispute relating to or arising out of this Agreement shall be governed by the laws of the State of Illinois, without regard to its conflict of law rules. Any litigation under or regarding this Agreement shall be brought in the Circuit Court of the Eighteenth Judicial Circuit, DuPage County, Illinois, and the parties hereby consent to, and waive any objection to, jurisdiction and venue in that court. In the event either Party initiates litigation under or regarding this Agreement, the prevailing Party shall be entitled to recover from the other Party its reasonable attorney's fees and costs including, without limitation, expert witness fees and costs.

F. Force Majeure. Neither Party shall be liable to the other for any delay or failure to perform any of its obligations under this Agreement (other than payment obligations) as a result of flood, earthquake, storm, other act of God, fire, derailment, accident, labor dispute, explosion, war, act of terrorism, sabotage, insurrection, riot, embargo, court injunction or order, act of government or governmental agency or other similar cause beyond its reasonable control.

G. Counterparts. This Agreement may be executed in multiple counterparts (including by scanned image or electronic signature), each of which shall be considered one and the same agreement, and shall become effective when signed by each of the Parties hereto and delivered to the other Party.

H. Warranties. Except as expressly set forth in this Agreement, Gallagher makes no other warranties of any kind with respect to the Services, including, without limitation, warranties that may be implied from a course of performance, dealing or trade usage.

I. Severability. If a court of competent jurisdiction determines that any provision of this Agreement is void or unenforceable, that provision will be severed from this Agreement, and the remainder of this Agreement will otherwise remain in full force and effect.

J. Entire Agreement. This Agreement and the exhibits attached hereto constitute the entire agreement between the Parties with respect to the subject matter hereof, and supersede all prior negotiations, agreements and understandings as to such matters.

K. Non-Waiver. The Parties agree that any delay or forbearance by either Party in exercising any right or remedy under this Agreement or otherwise afforded by applicable law shall not be a waiver of or preclude the exercise of any such right or remedy. No change, waiver or discharge hereof shall be valid unless in writing and executed by the Party against whom such change, waiver or discharge is sought to be enforced.

IN WITNESS WHEREOF, the Parties have caused this Agreement to be executed as of the Effective Date.

**ARTHUR J. GALLAGHER RISK
MANAGEMENT SERVICES, LLC**

DUPAGE WATER COMMISSION

By: _____

By: _____

Name: _____

Name: _____

Title: _____

Title: _____



Resolution #: N/A

Account: N/A

Approvals: *Author / Manager / Finance / Admin*

CAP - CAP PDM

REQUEST FOR BOARD ACTION

Date: 3/7/2023

Description: **A Request for Amending and Restating the Investment Policy of the DuPage Water Commission**

Agenda Section: Finance Committee

Originating Department: Finance

The Commission's Investment Policy was last updated on November 17, 2022. The proposed resolution amends the Commission's Investment Policy to add sustainability provisions required by state law. The new language has been added as Section 16.

The following language will be added:

16.0 SUSTAINABILITY

Pursuant to the Public Fund Investment Act (30 ILCS 235/1 et seq.), the Commission will consider material, relevant, and decision-useful sustainability factors, within the bounds of financial and fiduciary prudence, in evaluating investment decisions. These factors consist of, but are not limited to:

- (i) corporate governance and leadership factors;
- (ii) environmental factors;
- (iii) social capital factors;
- (iv) human capital factors; and
- (v) business model and innovation factors, as provided under the Illinois Sustainable Investing Act.

Recommended Motion:

A Request for Amending and Restating the Investment Policy of the DuPage Water Commission



Resolution #: N/A

Account: 01-60-629000

Approvals: *Author / Manager / Finance / Admin*

CAP - CAP PDM

REQUEST FOR BOARD ACTION

Date: 3/7/2023

Description: **To Approve the Renewal of the Financial Services Contract between the DuPage Water Commission and Baker Tilly Virchow Krause, LLP**

Agenda Section: Finance Committee

Originating Department: Finance

Due to the continued need for part-time assistance and the possibility of additional consulting services in the finance department as needed over the course of the year, the Commission is requesting to renew the Financial Services Contract with Baker Tilly Virchow Krause, LLP for another one year term upon the same terms and conditions.

The previously signed contract was a two-year contract that expires April 30, 2023. However, it provided the option to extend the contract with the same terms and conditions for one additional year, through April 30, 2024 - upon delivery of a letter to Baker Tilly from the General Manager electing to renew for that additional year.

The Commission has been very satisfied with the services from Baker Tilly. In addition, the Commission has been able to restrain costs and maintain consistent professional coverage by continuing to use Baker Tilly on a limited basis.

Baker Tilly is able to provide experienced support for the Finance Department as the Commission continues to work on improving processes, while maintaining the needed level of segregation of duties. The Commission will also continue to have immediate access to the resources needed should the Finance Department be without an employee for a short or prolonged period of time.

Recommended Motion:

To retain the services of Baker Tilly Virchow Krause for a one-year term



Resolution #: RFBA

Account: 01-60-628000 \$40,000.00

Approvals: *Author / Manager / Finance / Admin*

DM CAP CAP PDM

REQUEST FOR BOARD ACTION

Date: 3/9/2023

Description: To authorize the Execution of a Consulting Agreement with John J. Millner and Associates, Inc. in an amount not to exceed \$40,000.

Agenda Section: Administration Committee

Originating Department: Administration

To retain the consulting services of John J. Millner and Associates, Inc. Agreement between DuPage Water Commission and John J. Millner and Associates, Inc., for consulting services in an amount not to exceed \$40,000.

Recommended Motion:

To authorize the Execution of a Consulting Agreement with John J. Millner and Associates, Inc. in an amount not to exceed \$40,000.00.

CONTRACTUAL AGREEMENT

This Agreement is made on the 1st day of January 2023, between JOHN J. MILLNER AND ASSOCIATES, INC. (“JJM”) having its principal place of business, at 2700 International Drive, Suite 100, West Chicago, IL 60185 and DUPAGE WATER COMMISSION having its principal place of business at 600 E. Butterfield Rd., Elmhurst, IL 60126.

IN CONSIDERATION of DUPAGE WATER COMMISSION, retaining JJM, it is agreed as follows:

I. COMPENSATION AND TERMS

DUPAGE WATER COMMISSION retains JJM and JJM hereby agrees to represent DUPAGE WATER COMMISSION in the capacity of “consultant”, before the Illinois General Assembly and the executive levels of state and local government.

The term of this Agreement is as follows:

\$ 40,000.00
(4 quarterly payments of \$10,000.00)
January 1, 2023 – December 31, 2023

II. WARRANTIES BY JOHN J. MILLNER AND ASSOCIATES, INC.

JJM represents and warrants to DUPAGE WATER COMMISSION that it has the experience and ability to perform the services required by this Agreement; that they will perform said services, in a professional, competent and timely manner, as represented and suitable for the performance of the Agreement; and that they have the power to enter into and perform this Agreement; and that their performance of this Agreement shall not infringe upon or violate the rights of any third party or violate any federal, state and municipal laws. JJM further warrants that they have complied and will continue to comply with the Illinois Lobbyist Registration Act.

III. INDEPENDENT CONTRACTOR

JJM acknowledges that the services rendered under this Agreement shall be solely as an independent contractor. JJM shall not enter into any contract or commitment on behalf of DUPAGE WATER COMMISSION, JJM further acknowledges that they are not considered an affiliate or subsidiary of DUPAGE WATER COMMISSION, and are not entitled to any of DUPAGE WATER COMMISSION employment rights or benefits. It is expressly understood that this undertaking is not a joint venture.

IV. BUSINESS PRACTICES

JJM hereby represents and covenants that they:

- have no knowledge or information that any unlawful payments, disbursements, assignments or transfers of property of any type have been made, or promised to any governmental official or to any intermediary, broker or agent who shall in turn, directly or indirectly unlawfully pay, disburse, assign or transfer property to any governmental official, to unlawfully influence any act or decision of any governmental official;
- will take all reasonable steps to ensure that no unlawful payments, disbursements, assignments or transfers of property of any type be made to any governmental official, or to any inter-

mediary, broker or agent who shall in turn, directly or indirectly unlawfully pay, disburse, assign or transfer property to any governmental official, to unlawfully influence any act or decision of any governmental official.

V. CONFIDENTIALITY

JJM recognizes and acknowledges that this Agreement creates a confidential relationship between JJM and DUPAGE WATER COMMISSION and that information concerning DUPAGE WATER COMMISSION, or its operation, whether written or oral, is confidential in nature. All such information concerning DUPAGE WATER COMMISSION is hereinafter collectively referred to as "Confidential Information". JJM will not use, disclose to any third party, directly or indirectly, for its own benefit or the benefit of others, both during the term of the Agreement and subsequent to its termination, any Confidential Information which JJM may acquire or develop in connection with or as a result of the performance of this agreement. JJM further agrees to bind their employees and subcontractors to the terms and conditions of this Agreement.

VI. GRANT

JJM agrees that their work product produced in the performance of this Agreement shall remain the exclusive property of DUPAGE WATER COMMISSION, and that they will not sell, transfer, publish, disclose, display or otherwise make the work product available directly to third parties without DUPAGE WATER COMMISSION, prior written consent. Any rights granted to JJM under this Agreement shall not affect DUPAGE WATER COMMISSION, exclusive ownership of the work product.

VII. TERMINATION OF AGREEMENT

DUPAGE WATER COMMISSION may, with or without cause, terminate this Agreement upon the giving of thirty (30) days prior written notice to the Consultant. In the event of such termination, the Consultant shall be compensated on a pro-rata basis through the date of termination.

IN WITNESS WHEREOF, DUPAGE WATER COMMISSION, and JJM do hereby affirm that they understand the provisions contained herein. Therefore, in consideration of the mutual covenants contained herein, DUPAGE WATER COMMISSION, and JJM, have caused this contract to be executed, by witness of the signatures following, as of the day and year first written.

DUPAGE WATER COMMISSION

JOHN J. MILLNER AND ASSOCIATES, INC

BY: _____

BY: _____

TITLE: _____

TITLE: _____

DATE: _____

DATE: _____



Resolution #: R-12-23

Account: 01-60-686000 – \$196,000.00

Approvals: *Author / Manager / Finance / Admin*

RCB RCB CAP PDM

REQUEST FOR BOARD ACTION

Date: 3/9/2023

Description: **A Resolution Authorizing the General Manager to process FY 2024 Vehicle Purchase Orders in an amount Not To Exceed \$196,000.00**

Agenda Section: Administration Committee

Originating Department: Administration

Due to lasting effects of the COVID pandemic and other global supply chain issues, vehicle manufacturers continue to experience decreased production rates which have affected delivery schedules and manufacturers have suspended new orders for certain vehicle models to fulfill current backlogs.

In addition, and not unlike other governmental entities, the Commission has experienced limited capability of purchasing cooperatives for vehicle replacements due to the shorter ordering windows and a reduction in dedicated vehicles for government sector purchase, as well as outright cancellation of vehicle Purchase Orders by the purchasing cooperatives.

Commission staff has adapted by solicitation of sealed bids directly with local new vehicle dealers and has received very limited response due to the uncertainty of the manufacturers production, as stated above.

Therefore, to ensure vehicles identified in Exhibit B scheduled for replacement under the Commission's Vehicle Replacement Policy (Exhibit A), are replaced (based on age, mileage, condition and/or mechanical assessment), staff is recommending it is in the best interest of the Commission to temporarily broaden the General Manager's purchasing authority, during FY 2024 only, to include the direct purchase of vehicles from vendors, at a fair market value, in addition to those limited vendors under contract with purchasing cooperatives.

Recommended Motion:

To adopt Resolution R-12-23

DUPAGE WATER COMMISSION

RESOLUTION NO. R-12-23

RESOLUTION AUTHORIZING THE GENERAL MANAGER TO PROCESS FY 2024 VEHICLE REPLACEMENT PURCHASE ORDERS FOR AN AMOUNT NOT TO EXCEED \$196,000.00

WHEREAS, the General Manager is responsible for the management, maintenance, repair, and procurement of vehicles for the DuPage Water Commission ("Commission"), and

WHEREAS, in accordance with the Commission By-Laws the General Manager is authorized to purchase vehicles in the approved FY 2024 Management Budget in accordance with the Commission's Vehicle Replacement Policy, attached as Exhibit 1, which takes into account age of the vehicle, mileage, condition, and mechanical assessment, and

WHEREAS, due to lasting effects of the COVID pandemic, global supply chain issues, declining vehicle inventories, and decreased production rates, delivery schedules for new vehicles are increasing and uncertain, and

WHEREAS, vehicle manufacturers have suspended new orders for certain vehicle models as manufacturers work to fulfill current backlogs, and

WHEREAS, global supply chain issues are expected to continue, and demand for vehicle replacements may continue to rise, and

WHEREAS, longer delivery schedules are projected to continue for the foreseeable future, and

WHEREAS, the Commission has experienced limited capability through purchasing cooperatives for the FY 2023 vehicle replacements due to shorter ordering windows and a reduction in the dedicated vehicles for government sector purchase along with a corresponding drop in historical discount pricing; and

WHEREAS, the Commission has been advised that outstanding purchasing cooperative purchase orders have been canceled, impacting vehicle purchases; and

WHEREAS, the Commission's direct solicitation of bids from local vehicle vendors has resulted in the lack of competitive bids, and

WHEREAS, the General Manager is recommending three (3) vehicle replacements for FY 2024 as attached as Exhibit 2, and

WHEREAS, to ensure those vehicles identified in Exhibit 2, which require replacement under the Commission's Vehicle Replacement Policy, are replaced (based on age, mileage, condition and/or mechanical assessment), it is in the best interest of the Commission to temporarily broaden the General Manager's purchasing authority during FY 2024 only to include the direct purchase of vehicles from vendors in addition to those connected with purchasing cooperatives.

NOW, THEREFORE BE IT RESOLVED, by the DuPage Water Commission as follows:

SECTION ONE: The foregoing recitals are incorporated herein and made a part hereof as findings of the Board of Commissioners of the DuPage Water Commission as if fully set forth.

SECTION TWO: That the purchasing procedures contained in Article VIII of the Commission By-Laws are hereby temporarily suspended during FY 2024 only to authorize the General Manager to purchase vehicles at fair market value, at a cost not-to-exceed \$196,000.00 consistent with the Commission's Vehicle Replacement Policy and FY 2024 Management Budget, and acting in the best interest of the Commission, on an as-needed basis without further act. This Resolution does not suspend Article VIII of the Commission By-Laws with respect to the purchase of any other goods or services or beyond FY 2024.

SECTION THREE: This Resolution shall be in full force and effect from and after its adoption.

	Aye	Nay	Absent	Abstain
Bouckaert, D.				
Broda, J.				
Fennell, J.				
Gans, R.				
Healy, J.				
Novotny, D.				
Pruyn, J.				
Rush, K.				
Russo, D.				
Saverino, F.				
Suess, P.				
Van Vooren, D.				
Zay, J.				

ADOPTED THIS ___ DAY OF _____, 2023.

James Zay, Chairman

ATTEST:

Danna Mundall, Clerk

EXHIBIT A

EXHIBIT A



DuPage Water
Commission

30 YEARS OF SERVICE
Pure. Essential. Stewardship.

MEMORANDUM

To: Management/Supervisory Staff
From: Paul D. May, P.E., General Manager
Date: 12/2/2022
Subject: Restatement of Vehicle Replacement Policy

When vehicles are eligible for replacement, low emission vehicles (LEV) and alternative fuel vehicles including Electric Vehicles (EV) shall be given consideration as suitable replacements.

The useful life and mileage for vehicles standard is as follows:

- **Sedans and SUVs – 8 Years *and* 100,000 miles**
- **Pick-Up Trucks, Utility Trucks and Utility Vans – 6 years *and* 100,000 miles**

Useful lives may be modified based upon need or should the cost of the vehicle's maintenance become prohibitive.

If a vehicle's mileage is projected to eclipse 100,000 in the following Fiscal Year, the vehicle should be budgeted for replacement. Vehicles greater than 10 years old may be replaced at the discretion of the General Manager, regardless of mileage, based upon utilization and condition.

EXHIBIT B

EXHIBIT B

MAKE	MODEL	REPLACES	BUDGETED AMOUT
Ford	F-350 Cab/Chassis with Utility Body	2004 Ford F-350 Cab/Chassis with Utility Body	\$100,000.00
Ford	Explorer	2009 Ford Escape	\$48,000.00
Ford	Explorer	New Engineering Vehicle	\$48,000.00



Resolution #: R-8-23

Account: 01-60-722300-\$61,500.46

Approvals: *Author / Manager / Finance / Admin*

JH RCB CAP PDM

REQUEST FOR BOARD ACTION

Date: 3/9/2023

Description: A Resolution Approving and Ratifying Certain Change Orders for a Contract for the Construction of DPPS Emergency Generation System Modifications (Contract PSD-10/22)

Agenda Section: Engineering & Construction

Originating Department: Engineering

Resolution No. R-8-23 would approve the following Change Orders:

Change Order No. 1 to Contract for the Construction of DPPS Emergency Generation System Modifications (Contract PSD-10/22)

Change Order No. 1 would authorize, at a net increase in the Contract Price of \$61,500.46, the following changes to the Contract: 1) Furnish additional breakers and trip plug unintentionally omitted from the bidding documents (\$1,718.76); 2) Furnish cold-water lines and backflow prevention devices to HVAC equipment unintentionally omitted from the bidding documents (\$7,607.25); 3) Furnish grounding and lightning protection system unintentionally omitted from the bidding documents (\$28,671.80); 4) Furnish backfill; 3" stone and controlled low strength material (CLSM) backfill to compensate for unexpected contaminated soil excavation required for EPA compliance, including a time extension (\$11,043.28 and 17 Days); 5) Performing site surveying, reinforcing steel modifications, and additional excavation to adjust the location of foundation footings and pier locations due to an unforeseen conflict with an existing duct bank, including a time extension (\$4,725.39, and 6 Days); and, 6) Perform adjustments to the south footing, foundation and concrete slab to compensate for a discrepancy in as-built drawing measurements in the previously constructed building, including a time extension (\$7,733.98, and 8 days).

With regards to Item 1, certain electrical panels were mislabeled on the contract bid set. To adjust and connect equipment to the proper panels, additional breakers and a trip plug were required. This work has not been performed.

With regards to Item 2, The contract bid set omitted cold-water lines and required backflow prevention devices to service new HVAC equipment. This work has not been performed.

With regards to Item 3, the contract bid set omitted a grounding and lighting protection system around the building addition. This work has not been performed.

With regards to Item 4, trace amounts of residual diesel fuel were found within the project site during excavation. DWC engaged SET Environmental to extend their services to remediate the contaminated soil on the site. SET needed to over-excavate the area to remove all contaminated soil which required additional backfill to facilitate the intended construction. DWC's geotechnical firm advised the Commission's Engineer on the means and methods to achieve the proper soil bearing capacity for the building addition. This work has been performed.

With regards to Item 5, also during excavating for building footings, two existing electrical duct bank locations were found to be in conflict with the south building line footing design. The Contractor performed additional surveying and layout in order for the Commission's Engineer to redesign the footing system. The Engineer's solution required the Contractor to provide labor and materials for an additional pier. This work has been performed.

With regards to Item 6, The contract bid set building dimensioning had a discrepancy carried over from the previous generator building project which required the Contractor to realign the south foundation wall to compensate for this discrepancy. This work has been performed.

Approval of this Change Order would increase the net Contract Price by \$61,500.46 revising the Contract Price to \$4,210,500.49 for a 1.48% net increase in Contract Price. Approval of this Change Order would also extend the contract deadline by 31 days. Approval of this Change Order does not authorize or necessitate a decrease in the Contract Price that is 50% or more of the original Contract Price nor, based upon the Contractor's sworn certification, authorize or necessitate an increase in the price of any subcontract under the Contract that is 50% or more of the original subcontract price.

Recommended Motion:

To approve Resolution R-8-23.

DuPAGE WATER COMMISSION

RESOLUTION NO. R-8-23

**A RESOLUTION APPROVING AND RATIFYING CERTAIN CHANGE ORDERS FOR A CONTRACT FOR THE
CONSTRUCTION OF THE DPPS EMERGENCY GENERATION SYSTEM MODIFICATIONS
(CONTRACT PSD-10/22)**

BE IT RESOLVED by the Board of Commissioners of the DuPage Water Commission as follows:

SECTION ONE: The Change Orders set forth on Exhibit 1, attached hereto and by this reference incorporated herein and made a part hereof, shall be and hereby are approved and, if already issued, ratified because the Board of Commissioners of the DuPage Water Commission has determined, based upon the representations of Staff, the Engineers and the Contractors, that the circumstances said to necessitate the changes were not reasonably foreseeable at the time the contracts were signed, the Change Orders are germane to the original contracts as signed and/or the Change Orders are in the best interest of the DuPage Water Commission and authorized by law.

SECTION TWO: This Resolution shall constitute the written determination required by Section 33E-9 of Article 33E of the Criminal Code of 1961 and shall be in full force and effect from and after its adoption.

	Aye	Nay	Absent	Abstain
Bouckaert, D.				
Broda, J.				
Fennell, J.				
Gans, R.				
Healy, J.				
Novotny, D.				
Pruyn, J.				
Rush, K.				
Russo, D.				
Saverino, F.				
Suess, P.				
Van Vooren, D.				
Zay, J.				

ADOPTED THIS ___ DAY OF _____, 2023.

James Zay, Chairman

ATTEST:

Danna Mundall, Clerk

Board/Resolutions/2023/R-8-2023

EXHIBIT 1

DuPAGE WATER COMMISSION
CHANGE ORDER

SHEET 1 OF 3

PROJECT NAME: PSD-10 DPPS Emergency Generation System Modifications

CHANGE ORDER NO. 01

LOCATION: DuPage County, Illinois

CONTRACT NO. PSD-10/22

CONTRACTOR: Joseph J. Henderson & Son, Inc.

DATE: 3/17/2023

I. A. DESCRIPTION OF CHANGES INVOLVED:

1. Furnish additional breakers and trip plug omitted from the bidding documents.
2. Furnish cold-water lines and RPZ devices to dehumidifier and evaporators omitted from the bidding documents.
3. Furnish grounding and lightning protection system for building addition omitted from the bidding documents.
4. Furnish backfill; 3" stone and controlled low strength material (CLSM) backfill to compensate for contaminated soil excavation over dig as required, including a time extension.
5. Perform site surveying, reinforcing steel modifications, and additional excavation to adjust the location of foundation footings and pier locations due to an unforeseen conflict with an existing duct bank, including a time extension.
6. Perform adjustments to the south footing, foundation and concrete slab to compensate for a discrepancy in as-built drawing measurements in the previously constructed building, including a time extension.

B. REASON FOR CHANGE:

1. Certain electrical panels were mislabeled on the contract bid set. To make adjustments and connect equipment to the proper panels, additional breakers and a trip plug were required.
2. The contract bid set omitted cold-water lines and RPZ valves to the humidifier and evaporators. A change was necessary furnish these items.
3. The contract bid set omitted a grounding and lighting protection system around the building addition. A change was necessary furnish these items.

4. Trace amounts of residual diesel fuel were found within the project site during excavation. DWC engaged SET Environmental to extend their services to remediate the contaminated soil on the site. However, SET needed to over-excavate the area to remove all contaminated soil which required additional backfill to facilitate the intended construction. DWC's geotechnical firm advised the Commission's Engineer on the means and methods to achieve the proper soil bearing capacity for the building addition. This work has been performed.
5. During excavating for building footings, two existing electrical duct bank locations were found to be in conflict with the south building line footing design. The Contractor performed additional surveying and layout in order for the Commission's Engineer to redesign the footing system. The Engineer's solution required the Contractor to provide labor and materials for an additional pier. This work has been performed.
6. The contract bid set building dimensioning had a discrepancy carried over from the previous generator building project which required the Contractor to realign the south foundation wall to compensate for this discrepancy. This work has been performed.

C. REVISION IN CONTRACT PRICE:

<u>Item</u>	<u>Description</u>	<u>Extension</u>	<u>Time</u> <u>Extension</u>
1	Circuit Breaker Changes	\$1,718.76	0 Days
2	Plumbing Modifications	\$7,607.25	0 Days
3	Grounding and Lightning Protection	\$28,671.80	0 Days
4	Contaminated Soil Remediation	\$11,043.28	17 Days
5	Duct Bank and Footing Conflicts	\$4,725.39	6 Days
6	Building Dimension Discrepancy	\$7,733.98	8 Days
Total Increase		\$61,500.46	31 Days

II. CHANGE ORDER CONDITIONS:

1. The Contract Period established in the Contract, as signed or as modified by previous Change Orders, is hereby extended for 31 days, modifying the final Contract Completion Date to February 24, 2024.
2. Any Work to be performed under this Change Order shall be provided, performed, and completed in full compliance with, and as required by or pursuant to, the Contract, including any Specifications and Contract Drawings for the Work to be performed under this Change Order and for Work of the same type as the Work to be performed under this Change Order, and as specified in the preceding "Description of Changes Involved."

- 3. Unless otherwise provided herein, all Work included in this Change Order shall be guaranteed and warranted as set forth in, and Contractor shall not be relieved from strict compliance with, the guaranty and warranty provisions of the Contract.
- 4. All Work included in this Change Order shall be covered under the Bonds and the insurance coverages specified in the Contract. If the Contract Price, including this Change Order, exceeds the Contract Price set forth in the Contract, as signed, by twenty percent (20%), Contractor shall submit to Owner satisfactory evidence of such increased coverage under the Bonds if requested by Owner.

III. ADJUSTMENTS IN CONTRACT PRICE:

1.	Original Contract Price	\$4,149,000.00
2.	Net (addition) (reduction) due to all previous Change Orders	\$0.00
3.	Contract Price, not including this Change Order	\$4,149,000.00
4.	<u>Addition</u> to Contract Price due to this Change Order	\$61,500.46
5.	Contract Price including this Change Order	\$4,210,500.46

RECOMMENDED FOR ACCEPTANCE:

CONSULTING ENGINEERS: Greeley & Hansen LLC

By: _____ (_____)
Signature of Authorized Date
Representative

ACCEPTED: By my authorized signature below, being first duly sworn on oath, I certify on behalf of Contractor that this Change Order does not authorize or necessitate an increase in the price of any subcontract under the Contract that is 50% or more of the original subcontract price.

CONTRACTOR: Joseph J. Henderson & Son, Inc.

By: _____ (_____)
Signature of Authorized Date
Representative

DUPAGE WATER COMMISSION:

By: _____ (_____)
Signature of Authorized Date
Representative



Resolution #: R-9-23

Account: 01-60-722200 - \$23,800.00

Approvals: *Author / Manager / Finance / Admin*

JH RCB CAP PDM

REQUEST FOR BOARD ACTION

Date: 3/9/2023

Description: A Resolution Approving and Ratifying Change Orders for the Coatings Rehabilitation Contract (Contract PSD-11/22)

Agenda Section: Engineering & Construction

Originating Department: Engineering

Resolution No. R-9-23 would approve the following Change Orders:

Change Order No. 1 for the Coatings Rehabilitation Contract (Contract PSD-11/22)

Change Order No. 1 would authorize the Contractor, G.P. Maintenance Services Inc., to potentially provide, if conditions warrant and if directed by staff, heating and dehumidification for industrial coating application to the Work at a not to exceed increase in the Contract Price of \$20,380.00 and a Contract Time Extension of 23 calendar days.

The Work as a part of this contract is to apply insulative coatings to the pipelines in the 84" Influent, 84" Effluent and 72" Meter Buildings. As per the industrial coatings manufacturer recommendation, the coating system must be applied to a minimum surface temperature of 50 degrees, an ambient relative humidity below 85%, and a surface dew point that is 5 degrees or more lower than the ambient temperature. Depending on the surface and ambient conditions at the scheduled time of the applications, dehumidification and heating may be necessary. This purpose of this Change Order is to include dehumidification and heating for the application period if necessary and up to a Contract Time Extension by 23 calendar days to perform the work under the recommended conditions.

Approval of this Change Order would increase the net Contract Price by an amount not to exceed \$20,380.00, revising the Contract Price to an amount not to exceed \$460,380.00 for a 4.63% net increase in Contract Price.

Approval of this Change Order would also extend the Contract Completion Date by 23 days. Approval of this Change Order does not authorize or necessitate a decrease in the Contract Price that is 50% or more of the original Contract Price nor, based upon the Contractor's sworn certification, authorize, or necessitate an increase in the price of any subcontract under the Contract that is 50% or more of the original subcontract price.

Recommended Motion:

To approve Resolution R-9-23.

DUPAGE WATER COMMISSION

RESOLUTION NO. R-9-23

**A RESOLUTION APPROVING AND RATIFYING CERTAIN CHANGE ORDERS FOR THE INFLUENT, EFFLUENT,
AND 72" METER BUILDINGS COATING REHABILITATION CONTRACT
(CONTRACT PSD-11/22)**

BE IT RESOLVED by the Board of Commissioners of the DuPage Water Commission as follows:

SECTION ONE: The Change Orders set forth on Exhibit 1, attached hereto and by this reference incorporated herein and made a part hereof, shall be and hereby are approved and, if already issued, ratified because the Board of Commissioners of the DuPage Water Commission has determined, based upon the representations of Staff, Engineers and the Contractors, that the circumstances said to necessitate the changes were not reasonably foreseeable at the time the contracts were signed, the Change Orders are germane to the original contracts as signed and/or the Change Orders are in the best interest of the DuPage Water Commission and authorized by law.

SECTION TWO: This Resolution shall constitute the written determination required by Section 33E-9 of Article 33E of the Criminal Code of 1961 and shall be in full force and effect from and after its adoption.

	Aye	Nay	Absent	Abstain
Bouckaert, D.				
Broda, J.				
Fennell, J.				
Gans, R.				
Healy, J.				
Novotny, D.				
Pruyn, J.				
Rush, K.				
Russo, D.				
Saverino, F.				
Suess, P.				
Van Vooren, D.				
Zay, J.				

ADOPTED THIS _____ DAY OF _____, 2023.

James Zay, Chairman

ATTEST:

Danna Mundall, Clerk

Board/Resolutions/2023/R-9-2023

EXHIBIT 1

**DUPAGE WATER COMMISSION
CHANGE ORDER**

SHEET 1 OF 3

PROJECT NAME: Influent, Effluent, and 72" Meter Buildings Coatings Rehabilitation Contract
(Contract PSD-11/22)

CHANGE ORDER NO. 01

LOCATION: Cook County, Illinois

CONTRACT NO. PSD-11/22

CONTRACTOR: G.P. Maintenance Services, Inc.

DATE: 3/17/2023

I. A. DESCRIPTION OF CHANGES INVOLVED:

Provide heating and dehumidification for coating application as recommended by the coatings manufacturer at a cost not to exceed \$20,380.00 and a Contract Time Extension of 23 calendar days.

B. REASON FOR CHANGE:

The Contract did not anticipate the need of space heating and dehumidification.

II. CHANGE ORDER CONDITIONS:

1. The Contract Period established in the Contract, as signed or as modified by previous Change Orders, is hereby extended for 23 days, revising the final Contract Completion Date to May 31, 2023.
2. Any Work to be performed under this Change Order shall be provided, performed, and completed in full compliance with, and as required by or pursuant to, the Contract, including any Specifications and Contract Drawings for the Work to be performed under this Change Order and for Work of the same type as the Work to be performed under this Change Order, and as specified in the preceding "Description of Changes Involved."
3. Unless otherwise provided herein, all Work included in this Change Order shall be guaranteed and warranted as set forth in, and Contractor shall not be relieved from strict compliance with, the guaranty and warranty provisions of the Contract.
4. All Work included in this Change Order shall be covered under the Bonds and the insurance coverages specified in the Contract. If the Contract Price, including this Change Order, exceeds the Contract Price set forth in the Contract, as signed, by twenty percent (20%), Contractor shall submit to Owner satisfactory evidence of such increased coverage under the Bonds if requested by Owner.

III. ADJUSTMENTS IN CONTRACT PRICE:

1.	Original Contract Price	\$440,000.00
2.	Net (addition) (reduction) due to all previous Change Orders	\$0.00
3.	Contract Price, not including this Change Order	\$440,000.00
4.	<u>Addition</u> to Contract Price due to this Change Order	\$23,800.00
5.	Contract Price including this Change Order	\$460,380.00

RECOMMENDED FOR ACCEPTANCE:

CONSULTING ENGINEERS: Dixon Engineering

By: _____ ()
Signature of Authorized Representative Date

ACCEPTED: By my authorized signature below, being first duly sworn on oath, I certify on behalf of Contractor that this Change Order does not authorize or necessitate an increase in the price of any subcontract under the Contract that is 50% or more of the original subcontract price.

CONTRACTOR: GP Maintenance Services, Inc.

By: _____ ()
Signature of Authorized Representative Date

DUPAGE WATER COMMISSION:

By: _____ ()
Signature of Authorized Representative Date



Resolution #: R-10-23

Account: 01-60-663100

Approvals: *Author / Manager / Finance / Admin*

D.P. RCB CAP PDM

REQUEST FOR BOARD ACTION

Date: 3/3/2023

Description: A Resolution Approving a 2-Year Extension of Contract QR-12/21 with John Neri Construction Co. Inc., Rossi Contractors, Inc., and Benchmark Construction Co. Inc.

Agenda Section: Engineering & Construction

Originating Department: Pipeline

The Commission entered into certain agreements dated June 30, 2021, with John Neri Construction Co. Inc., Rossi Contractors Inc., and Benchmark Construction Co. Inc. for Quick Response construction work, as needed, through the issuance of Work Authorization Orders (Contract QR-12/21). These agreements are scheduled to end on June 30, 2023.

Staff has been satisfied with the work of all three QR-12/21 contractors and believes that it would be in the Commission's best interest to exercise the option under the Quick Response Contract to extend the contract term for a period of 2 years commencing on July 1, 2023, and ending on June 30, 2025 with John Neri Construction Co. Inc., Rossi Contractors Inc., and Benchmark Construction Co. Inc.

There is no cost associated with this request and all other terms and conditions of Contract QR-12/21 shall remain unchanged during this time.

All three contractors have agreed to this proposal and their acceptance can be found in the signed agreements under Exhibit A to the Resolution.

Recommended Motion:

To adopt Resolution No. R-10-23

DuPAGE WATER COMMISSION

RESOLUTION NO. R-10-23

**A RESOLUTION EXTENDING THE TERM OF A QUICK RESPONSE CONTRACT
(QR-12/21)**

WHEREAS, the DuPage Water Commission (the “Commission”) entered into certain agreements dated June 30, 2021, with John Neri Construction Co., Benchmark Construction Co., Inc., and Rossi Contractors, Inc. for quick response construction work related to the Commission’s Waterworks System (said agreements being hereinafter collectively referred to as “Contract QR-12/21”), the Commission having reserved the right to award a contract to one or more bidders; and

WHEREAS, the initial term of the Contract expires on June 30, 2023; and

WHEREAS, the Commission has determined that it is in the best interest of the Commission to extend the Contracts with John Neri Construction, Benchmark Construction, and Rossi Contractors through June 30, 2025.

NOW, THEREFORE, BE IT RESOLVED by the Board of Commissioners of the DuPage Water Commission as follows:

SECTION ONE: The foregoing recitals are hereby incorporated herein and made a part hereof as findings of the Board of Commissioners of the DuPage Water Commission.

SECTION TWO: The extension of the Quick Response Contract (QR-12/21) through June 30, 2025 shall be and hereby is approved, such extension to be substantially in the form attached hereto and incorporated herein as Exhibit A, and the general Manager shall be and hereby is authorized to execute said extension.

SECTION THREE: This Resolution shall be in full force and effect from and after its adoption.

	Aye	Nay	Absent	Abstain
Bouckaert, D.				
Broda, J.				
Fennell, J.				
Gans, R.				
Healy, J.				
Novotny, D.				
Pruyn, J.				
Rush, K.				
Russo, D.				
Saverino, F.				
Suess, P.				
Van Vooren, D.				
Zay, J.				

ADOPTED THIS _____ DAY OF _____, 2023.

James Zay, Chairman

ATTEST:

Danna Mundall, Clerk

Board/Resolutions/2023/R-10-23.docx

EXHIBIT A



DU PAGE WATER COMMISSION

600 E. BUTTERFIELD ROAD • ELMHURST, IL • 60126-4642
(630) 834-0100 • FAX: (630) 834-0120


The DuPage Water Commission and Benchmark Construction Co. do hereby agree to extend the Contract term limit of Contract QR-12/21 for a period of 2 years commencing on July 1, 2023, and ending on June 30, 2025.

DUPAGE WATER COMMISSION

By: _____
Signature of Authorized
Representative

DATE: _____

CONTRACTOR ACKNOWLEDGED:

By: 
Signature of Authorized
Representative

DATE: 3-10-23



DU PAGE WATER COMMISSION

600 E. BUTTERFIELD ROAD • ELMHURST, IL • 60126-4642
(630) 834-0100 • FAX: (630) 834-0120

March 2, 2023

Mr. Mark Atkins, Jr.
Benchmark Construction Inc.
2260 Southwind Blvd.
Bartlett, IL 60103

Subject: Contract QR-12/21

Dear Mr. Atkins,

The DuPage Water Commission (the "Commission") entered into an agreement with Benchmark Construction Inc. on June 30, 2021, for quick response construction work related to the Commission's Waterworks System as needed through the issuance of Work Authorization Orders through June 30, 2023. (Contract QR-12/21)

The Commission has been satisfied with the work of Benchmark Construction Inc. and therefore wishes to extend the contract term limits for a period of 2 years commencing on July 1, 2023, and ending on June 30, 2025. It is understood that all other terms and conditions of Contract QR-12/21 shall remain unchanged during this time.

Should Benchmark Construction Inc. agree to this contract time extension as presented here, please sign, date, and return the attached document to the Commission.

Sincerely,

Dariusz Panaszek

cc: File



DU PAGE WATER COMMISSION

600 E. BUTTERFIELD ROAD • ELMHURST, IL • 60126-4642
(630) 834-0100 • FAX: (630) 834-0120

The DuPage Water Commission and John Neri Construction Co. Inc. do hereby agree to extend the Contract term limit of Contract QR-12/21 for a period of 2 years commencing on July 1, 2023, and ending on June 30, 2025.

DUPAGE WATER COMMISSION

By: _____
Signature of Authorized
Representative

DATE: _____

CONTRACTOR ACKNOWLEDGED:

By: Nicholas Neri Pres.
Signature of Authorized
Representative

DATE: 03/03/2023



DU PAGE WATER COMMISSION

600 E. BUTTERFIELD ROAD • ELMHURST, IL • 60126-4642

(630) 834-0100 • FAX: (630) 834-0120

March 2, 2023

Mr. Nicholas Neri
John Neri Construction Co. Inc.
770 Factory Road
Addison, IL 60101

Subject: Contract QR-12/21

Dear Mr. Neri,

The DuPage Water Commission (the "Commission") entered into an agreement with John Neri Construction Co. Inc. on June 30, 2021, for quick response construction work related to the Commission's Waterworks System as needed through the issuance of Work Authorization Orders through June 30, 2023. (Contract QR-12/21)

The Commission has been satisfied with the work of John Neri Construction Co. Inc. and therefore wishes to extend the contract term limits for a period of 2 years commencing on July 1, 2023, and ending on June 30, 2025. It is understood that all other terms and conditions of Contract QR-12/21 shall remain unchanged during this time.

Should John Neri Construction Co. Inc. agree to this contract time extension as presented here, please sign, date, and return the attached document to the Commission.

Sincerely,

Dariusz Panaszek

cc: File



DUPAGE WATER COMMISSION

600 E. BUTTERFIELD ROAD • ELMHURST, IL • 60126-4642

(630) 834-0100 • FAX: (630) 834-0120


The DuPage Water Commission and Rossi Contractors, Inc. do hereby agree to extend the Contract term limit of Contract QR-12/21 for a period of 2 years commencing on July 1, 2023, and ending on June 30, 2025.

DUPAGE WATER COMMISSION

By: _____
Signature of Authorized
Representative

DATE: _____

CONTRACTOR ACKNOWLEDGED:

By: 
Signature of Authorized
Representative

DATE: 3/3/2023



DU PAGE WATER COMMISSION

600 E. BUTTERFIELD ROAD • ELMHURST, IL • 60126-4642

(630) 834-0100 • FAX: (630) 834-0120

March 2, 2023

Mr. Robert Rossi
Rossi Contractors Inc.
201 W. Lake Street
Northlake, IL 60164

Subject: Contract QR-12/21

Dear Mr. Rossi,

The DuPage Water Commission (the "Commission") entered into an agreement with Rossi Contractors Inc. on June 30, 2021, for quick response construction work related to the Commission's Waterworks System as needed through the issuance of Work Authorization Orders through June 30, 2023. (Contract QR-12/21)

The Commission has been satisfied with the work of Rossi Contractors Inc. and therefore wishes to extend the contract term limits for a period of 2 years commencing on July 1, 2023, and ending on June 30, 2025. It is understood that all other terms and conditions of Contract QR-12/21 shall remain unchanged during this time.

Should Rossi Contractors Inc. agree to this contract time extension as presented here, please sign, date, and return the attached document to the Commission.

Sincerely,

Dariusz Panaszek

cc: File



Resolution #: R-11-23

Account: 01-60-771200-\$91,369.00

Approvals: *Author / Manager / Finance / Admin*

RCB RCB CAP PDM

REQUEST FOR BOARD ACTION

Date: 3/9/2023

Description: A Resolution Approving and ratifying Certain Task Orders Under a Master Contract with AECOM Technical Services for the Condition Assessment of the Lexington Pumping Station

Agenda Section: Engineering & Construction

Originating Department: Administration

Task Order No. 21 with AECOM Technical Services

While the City of Chicago maintains operational control over Lexington Pump Station (LXPS), the Commission under an Enhanced Maintenance Agreement with the City, as approved in 2007, is responsible for initially financing and managing capital improvements at the facility with reimbursement by the City for 50% of the costs through water credits. The Lexington Pump Station remains the most important asset in the DWC supply chain, and it is of paramount importance that DWC document the condition of these assets prior to any extension of the DWC/Chicago water purchase contract. The City also bills the Commission 50% of the routine maintenance and labor costs and approximately 80% of electric utility expenses.

In February, Commission staff sought Requests for Proposal for professional engineering consulting services for preparation of detailed and thorough condition assessment reports for the LXPS facilities, including the creation of a Long-Term Capital Improvement Plan covering the period through the year 2050.

The primary focus of the proposed LXPS Condition Assessment will include: High Lift and Low Lift Pumps and associated piping systems, Metering Systems, Valves and Instrumentation; Electrical Systems including High Lift and Low Lift Pump Motors; Switchgear, Variable Frequency Drives; Emergency Generators, Generator Paralleling Gear and Control System, Fuel Oil Systems and Underground Fuel Oil Storage and Delivery Systems; Site Security and Access Control Systems including Perimeter Fencing, Gates and Gate Operators.

The Commission has previously entered into Master Contracts with several firms for professional engineering services. Staff requested proposals from nine (9) firms to provide Professional Services for Condition Assessment of LXPS Facilities under the Commission Fiscal Year 2022/2023 and 2023/2024 Capital improvement Budgets. The solicited firms were AECOM Technical Services, Arcadis, Black and Veatch, Burns and McDonnell, CDM Smith, Carollo, Greeley and Hansen, Stanley, and Strand and Associates.

Five (5) proposals were received from the following firms: AECOM Technical Services, Burns and McDonnell, CDM Smith, Greeley and Hansen, and Stanley. Staff evaluated each firm on the following criteria: Project Team, Current Experience, and Project Methodology. Based upon these reviews, staff is recommending the proposal of AECOM Technical Services to be deemed as the most favorable to the interests of the Commission.

Under this Task Order AECOM Technical Services will develop a guidance manual that will be utilized in the completion of a baseline condition assessment and identifying any deficiencies as well as developing both a short- and long-term Capital Program at an Estimated Cost of \$91,369.00.

Recommended Motion:

To adopt Resolution No. R-11-23

DuPAGE WATER COMMISSION

RESOLUTION NO. R-11-23

**A RESOLUTION APPROVING AND RATIFYING CERTAIN TASK ORDERS
UNDER A MASTER CONTRACT WITH AECOM TECHNICAL SERVICES**

WHEREAS, the DuPage Water Commission (the "Commission") entered into a contract with AECOM Technical Services (the "Consultant") to provide, from time to time, professional engineering services in connection with various projects of the Commission (the "Master Contract"); and

WHEREAS, the Master Contract sets forth the terms and conditions pursuant to which the Commission will obtain from time to time, and the Consultant will provide from time to time, professional engineering services for such discrete projects as are delineated and described in Task Orders to be approved by the Commission and the Consultant; and

WHEREAS, the Consultant has approved the Task Orders attached hereto and by this reference incorporated herein and made a part hereof as Exhibit 1 (the "Task Orders").

NOW, THEREFORE, BE IT RESOLVED by the Board of Commissioners of the DuPage Water Commission as follows:

SECTION ONE: The foregoing recitals are incorporated herein and made a part hereof as findings of the Board of Commissioners of the DuPage Water Commission.

SECTION TWO: The Task Orders attached hereto as Exhibit 1 shall be and hereby are approved and, if already issued, ratified because the Board of Commissioners of the DuPage Water Commission has determined, based upon the representations of staff and the Consultant, that the circumstances said to necessitate the Task Orders were not reasonably foreseeable at the time the Master Contract was signed, the Task Orders are germane to the Master Contract as signed, and/or the Task Orders are in the best interest of the DuPage Water Commission and authorized by law.

SECTION THREE: This Resolution shall constitute the written determination required by Section 33E-9 of Article 33E of the Criminal Code of 1961 and shall be in full force and effect from and after its adoption.

	Aye	Nay	Absent	Abstain
Bouckaert, D.				
Broda, J.				
Fennell, J.				
Gans, R.				
Healy, J.				
Novotny, D.				
Pruyn, J.				
Rush, K.				
Russo, D.				
Saverino, F.				
Suess, P.				
Van Vooren, D.				
Zay, J.				

ADOPTED THIS _____ DAY OF _____, 2023.

James Zay, Chairman

ATTEST:

Danna Mundall, Clerk

EXHIBIT 1

TASK ORDER NO. 21

In accordance with Section 1.1 of the Master Contract for Professional Engineering Services, Owner and Consultant agree as follows:

1 . Project:

Condition Assessment for the Lexington Pump Station and Reservoir

2 . Services of Consultant:

Perform the Condition Assessment for the Lexington Pump Station and Reservoir as per AECOM Technical Services proposal dated March 3, 2023:

- A. Project Initiation and Kickoff Meeting – Organize and conduct a project kick-off meeting between the Commission staff and AECOM's task leaders.
- B. Develop Condition Assessment Procedures – Develop Condition Assessment procedures for consistent use by the Project Team.
- C. Perform Site Tours and Detailed Assessments – Develop an efficient schedule for the discipline teams to visit the various LXPS facilities and conduct the evaluations.
- D. Provide a 70% Condition Assessment Report – Including summary tables with problem class ranking and functional categories; correlate findings; prepare draft CIP project lists; prepare documentation; perform internal QA/QC; submit report and document resolution of Commission comments.
- E. Final Condition Assessment Report – Incorporate all comments; finalize cost opinions; identify constructability issues; identify future needs; arrange a workshop to discuss the final report; submit final report.

Notwithstanding anything hereunder or in the Agreement, AECOM shall provide its services in a manner consistent with a standard provided by similar professionals, in a similar location, at a similar time. It is also understood that AECOM shall not be responsible for any means, methods, techniques, sequences, and safety related to construction.

3. **Approvals and Authorizations:** Consultant shall obtain the following approvals and
4. Authorizations: Complete necessary background checks for AECOM personnel visiting City of Chicago facilities.
5. **Commencement Date:**
March 17, 2023
6. **Completion Date:**
June 15, 2023
7. **Submittal Schedule:**
None.

8. Key Project Personnel:

Michael H. Winegard, P.E.
 Cristina Winegar, P.E.
 Hsing Chu, P.E.
 Tarek Refai, PhD, P.E.
 Tom Strazanac, EIT
 Brian Foss, P.E.
 Don Sieracki
 Jonas Packer
 Algirdas Bielskus

8. Contract Price:

For providing, performing, and completing all Services, an amount equal to Consultant's Direct Labor Costs for all Services rendered by principals and employees engaged directly on the Project, plus an amount equal to the actual costs of all Reimbursable Expenses.

Estimated Fees	
Work Item	Estimated Fee
Item 1 – Project Set-up, Information Review and Guidance Manual	\$11,506.00
Item 2 – Meetings and Workshops	\$13,536.00
Item 3 – Lexington Ave. Pump Station	\$24,635.00
Item 4 – Reports and Cost Estimates	\$41,962.00
Total	\$91,369.00

Notwithstanding the foregoing, the total Contract Price shall be \$91,369.00. The contact price maybe adjusted by a Change Order issued pursuant to Section 2.1 of the Contract.

9. Payments:

Direct Labor Costs shall mean the billing rate of all Consultants personnel including all professionals whether owners or employees, engaged directly on the Project.

Reimbursable Expenses shall mean the actual expenses incurred by Consultant directly or indirectly in connection with the Project, including expenses for transportation, telephone, postage, computer time and other highly specialized equipment, reproduction and similar Project related items.

10. Modifications to Contract: None**11. Attachments:** None

Approval and Acceptance: Acceptance and approval of this Task Order, including the attachments listed above, shall incorporate this Task Order as part of the Contract.

The Effective Date of this Task Order is March 17, 2023.

DuPAGE WATER COMMISSION

By: _____

Paul D. May, P.E.
General Manager

DESIGNATED REPRESENTATIVE FOR TASK ORDER:

Name: R. Christopher Bostick
Title: Manager of Water Operations
Address: 600 East Butterfield Road, Elmhurst, Illinois 60126-4642
E-mail Address: bostick@dpwc.org
Phone: 630-834-0100

AECOM TECHNICAL SERVICES, INC.

By: _____

Michael H. Winegard, P.E.
Vice President

DESIGNATED REPRESENTATIVE FOR TASK ORDER:

Name: Michael H. Winegard
Title: Vice President
Address: 303 East Wacker Dr., Suite 1400, Chicago IL 60601
E-mail Address: mike.winegard@aecom.com
Phone: (312) 373-6631



MEMORANDUM

To: Paul May, General Manager
From: Cheryl Peterson, Financial Administrator
Date: 3/7/2023
Subject: Accounts Payable Listings

Following is a summary of the Accounts Payable to be considered at the March 16, 2023, Commission meeting:

February 8, 2023, to March 7, 2023, A/P Report	\$8,505,614.03
Accrued and estimated payments required before April 2023 Commission meeting	<u>3,720,330.00</u>
Total	<u><u>\$12,225,944.03</u></u>

cc: Chairman and Commissioners



Board Open Payable Report

As Of 03/07/2023

Summarized by Payable Account

Payable Number	Description	Post Date	Payable Amount	Net Amount
Payable Account: 01-211000 - ACCOUNTS PAYABLE				
Vendor: 1663 2000720635	AECOM Hydraulic Model Calibration	02/23/2023	14,432.04	Payable Count: (1) 14,432.04
Vendor: 1017 P60430776	BATTERIES PLUS Battery Replacement for Vehicle 47	03/07/2023	109.00	Payable Count: (1) 109.00
Vendor: 1731 INV0006604 2	Benchmark Construction Co, Inc. QR 12/21 WAO 16 DPS Drainage Project - Payment #1 Insurance and Bonds for QR-12/21	02/28/2023 03/07/2023	229,039.60 6,000.00	Payable Count: (2) 235,039.60 6,000.00
Vendor: 2283 INV0006610	BMO HARRIS CREDIT CARD Combined Statements: February 2023	02/28/2023	13,175.97	Payable Count: (1) 13,175.97
Vendor: 1135 INV0006628	CITY OF CHICAGO SUPERINTENDENT OF WATER COLLECTION WATER BILLING: February 2023	02/28/2023	8,139,012.84	Payable Count: (1) 8,139,012.84
Vendor: 1140 INV0006612 INV0006613 INV0006614 INV0006615 INV0006616 INV0006617 INV0006618 INV0006619 INV0006620 INV0006621 INV0006622 INV0006623 INV0006624 INV0006625 INV0006626 INV0006627	CITY OF ELMHURST Vehicle Sticker 23/24 M184222 Vehicle Sticker 23/24 M225623 Vehicle Sticker 23/24 M176151 Vehicle Sticker 23/24 M228277 Vehicle Sticker 23/24 M217648 Vehicle Sticker 23/24 M198872 Vehicle Sticker 23/24 M219311 Vehicle Sticker 23/24 M221912 Vehicle Sticker 23/24 M231092 Vehicle Sticker 23/24 M235769 Vehicle Sticker 23/24 M231985 Vehicle Sticker 23/24 M217647 Vehicle Sticker 23/24 M212723 Vehicle Sticker 23/24 M220083 Vehicle Sticker 23/24 M220084 Vehicle Sticker 23/24 M149226	03/02/2023 03/02/2023 03/02/2023 03/02/2023 03/02/2023 03/02/2023 03/02/2023 03/02/2023 03/02/2023 03/02/2023 03/02/2023 03/02/2023 03/02/2023 03/02/2023 03/02/2023 03/02/2023 03/02/2023	36.00 36.00 36.00 90.00 90.00 90.00 90.00 126.00 36.00 36.00 90.00 90.00 90.00 126.00 126.00 126.00 126.00	Payable Count: (16) 36.00 36.00 36.00 90.00 90.00 90.00 90.00 126.00 36.00 36.00 90.00 90.00 90.00 126.00 126.00 126.00 126.00
Vendor: 2424 10911 10909 10978	COURTESY ELECTRIC INC. Voice & Data Cable Installation QRE-9.006 UPS Bypass Installation QRE-9.009 Cable Replacement	02/14/2023 02/23/2023 02/23/2023	25,038.53 38,340.98 9,898.00	Payable Count: (3) 25,038.53 38,340.98 9,898.00
Vendor: 2343 INV0006611	DARIUSZ PANASZEK Corrosion Short Course - Expense Reimb	02/28/2023	454.58	Payable Count: (1) 454.58
Vendor: 2286 INV0006606	DAVID CHAPMAN Corrosion Control Short Course Conf - Expense Reim	02/28/2023	668.61	Payable Count: (1) 668.61
Vendor: 1283 INV214285	E.H. WACHS Telescopic Valve Key	02/28/2023	1,235.00	Payable Count: (1) 1,235.00
Vendor: 2041 004-302202282	F.E. MORAN, INC. Quarterly Fire Sprinkler Inspection	02/14/2023	300.00	Payable Count: (1) 300.00
Vendor: 1055 9626109913 9626504592 9626504600 9626841812	GRAINGER Pipeline Supplies Pipeline Supplies Pipeline Supplies Pipeline Supplies	03/07/2023 03/07/2023 03/07/2023 03/07/2023	20.00 3,478.19 252.65 314.78	Payable Count: (4) 20.00 3,478.19 252.65 314.78

Board Open Payable Report

As Of 03/07/2023

Payable Number	Description	Post Date	Payable Amount		Net Amount
Vendor: 1054 93342545	MCMMASTER-CARR SUPPLY COMPANY Pipeline Supplies	02/28/2023	1,441.05	Payable Count: (1)	1,441.05
Vendor: 2426 18816	METRO TANK AND PUMP COMPANY New Manhole Lids and Monitoring Well Supports	02/14/2023	5,184.00	Payable Count: (1)	5,184.00
Vendor: 1194 SC0000069547 IV963481	MK BATTERY Batteries - Return Replacement Batteries for UPS	09/21/2021 09/28/2021	-239.00 222.03	Payable Count: (2)	-16.97 -239.00 222.03
Vendor: 1750 24797 3885	MY MECHANIC, INC. Vehicle Maint: M217648 Vehicle Maint: M217648	02/28/2023 02/28/2023	249.53 565.08	Payable Count: (2)	814.61 249.53 565.08
Vendor: 1858 IV230210487 IV230210492	NATIONAL LIFT TRUCK, INC. Annual Regulatory Inspection for Scissor Lift Annual Regulatory Inspection for Scissor Lift	02/28/2023 02/28/2023	159.14 238.69	Payable Count: (2)	397.83 159.14 238.69
Vendor: 2189 INV0006594	NCPERS Group Life Ins. NCPERS - IMRF 6641	03/03/2023	44.28	Payable Count: (1)	44.28
Vendor: 2356 INV0006609	NICK CONSTANTOPOULOS Corrosion Control Short Course Conf - Expense Reim	02/28/2023	658.58	Payable Count: (1)	658.58
Vendor: 2396 26867	RAFTELIS Water Cost of Service Review	02/23/2023	8,750.00	Payable Count: (1)	8,750.00
Vendor: 1777 937313	SCHNEIDER ELECTRIC BUILDINGS AMERICA, INC Camera Failure Troubleshooting	02/28/2023	768.00	Payable Count: (1)	768.00
Vendor: 1715 8223	SIKICH Professional Services	03/07/2023	687.50	Payable Count: (1)	687.50
Vendor: 1302 85338	SIR SPEEDY PRINTING AND MARKETING SERVICES Business Cards	02/14/2023	203.01	Payable Count: (1)	203.01
Vendor: 2163 9271257	Sterling Talent Solutions Background Checks	02/28/2023	1,930.70	Payable Count: (1)	1,930.70
Vendor: 2096 INV0006631	William A. Fates Service as Treasurer: March 2023	03/07/2023	1,666.67	Payable Count: (1)	1,666.67
Payable Account 01-211000				Payable Count: (49)	Total: 8,505,614.03

Payable Account Summary

Account	Count	Amount
01-211000 - ACCOUNTS PAYABLE	49	8,505,614.03
Report Total:	49	8,505,614.03

Payable Fund Summary

Fund	Count	Amount
01 - WATER FUND	49	8,505,614.03
Report Total:	49	8,505,614.03

DUPAGE WATER COMMISSION
ITEMS TO BE PAID BY 4-20-23
Board Meeting Date: March 16, 2023

Estimate Amount	Description	Check Number	Payment Date	Payment Amount
55,000.00	Blue Cross Blue Shield - Health Insurance			
8,000.00	Euclid Managers - Dental Insurance			
12,000.00	Illinois Public Risk Fund - Workers Comp.			
200.00	Envision Health Care - Administration Fees			
400.00	Healthiest You			
150.00	NCPERS - IMRF			
20,000.00	ComEd - Utility Charges			
400,000.00	Mid American Energy Services - Utility Charges			
180,000.00	City of Chicago - Lexington. Electric			
35,000.00	City of Chicago - Lexington Labor Costs			
35,000.00	City of Chicago - Repairs & Maintenance			
2,000.00	City of Naperville -Meter Station Electric Bills			
15,000.00	Nicor - Gas			
400.00	Comcast - Internet Service			
3,000.00	AT & T - Telephone Charges			
3,000.00	AT & T - Scada Backhaul Network/IP Flex			
1,000.00	Fed - Ex - Postage/Delivery			
5,000.00	Procurement Card Charges			
200.00	Anderson - Pest Control			
400.00	Republic Services - Disposal Services			
500.00	Aramark - Supplies			
800.00	Cintas- Supplies			
200.00	Elecsys - Cell Data Services			
3,500.00	AL Warren - Fuel			
600.00	Toshiba - Copy and Leas Charges			
2,100.00	Multisystem Management - Cleaning Services			
625.00	Pitney Bowes - Postage			
8,000.00	Grainger - Supplies for Operations			
2,500.00	Verizon - Wireless Service			
300.00	Verizon Connect - Diagnostics			
50.00	City of Aurora - Microbial Analysis			
150.00	Logical Media - Hosting Services			
1,700.00	William Fates - Treasurer			
6,000.00	Baker Tilly			
15,000.00	Schirott, Luetkehans & Garner, LLC			
7,000.00	IT Savvy - Network Support			
200.00	Alexander Kefaloukos - Security			
600.00	Red Wing - Uniforms			
100.00	Elmhurst Occupational Health - New employee			
500.00	Friendly Ford - Vehicle Maintenance			
500.00	Elmhurst Standard Plaza - Vehicle Maintenance			
200.00	Sooper Lube - Vehicle Maintenance			
200.00	Sterling - Background Checks			
1,500.00	Storino Ramello & Durkin			
500.00	Local 399 Training courses			
300.00	Batteries Plus - Batteries for Reservoir Hatch Radios			
4,000.00	CDM Smith - DPPS Improvements			
1,000.00	Cintas - Uniforms			
6,000.00	Construction Safety Council - Crane Signal Person/Rigging			
1,000.00	Construction Safety Council - Safety Council Annual Expo			
2,000.00	Construction Safety Council - Excavation Hazard Awareness			
1,000.00	Core & Main - Ratcheting Valve Operator			
12,000.00	Core & Main - Sensus Omni T2 Meter Chambers			
200.00	Denis Cuvalo - Project Management Institute Subscription Reimb			
300.00	Ebel's Ace Hardware - Project Supplies			
12,500.00	Five Star Safety - Confined Space Equipment for RF Vehicle			

**DUPAGE WATER COMMISSION
ITEMS TO BE PAID BY 4-20-23
Board Meeting Date: March 16, 2023**

2,100.00	Hach - Monthly Chemicals
14,500.00	Hach - Service Partnership of Water Quality Instruments
500.00	Home Depot - Project Supplies
500.00	Home Depot - Supplies for Vehicle 43
11,000.00	Midwest Meter - Mag Meters
80,000.00	Midwest Service Center - HLP #9 Pump Repair Service
200.00	Office Depot - Office Supplies
16,000.00	Painters Inc - Prepare/Paint Fire Sprinkler Pipes
900.00	Program One - Window Cleaning
200.00	Roesch Ford - Backup Alarm for Instrumentation Truck
5,000.00	Safety Training Plus - OSHA Training for Operations
600.00	Skarshaug - Electrical Glove & Boot Inspections
1,200.00	Specialty Mat - Mat Service
500.00	Staples - Office Supplies
11,000.00	Val-Matic - Replacement Valve for Meter Test Bench
3,500.00	Villa Park Office Equipment - File Cabinets & Installation
4,000.00	Unconventional Solutions - Viscotag ViscoWrap
140,000.00	Benchmark - QR-12/21 WA012.0016 DWC Site Drainage
175,000.00	Neenah Foundry - Frame and Lids
340,000.00	Baxter & Woodman/Boller Construction
30,000.00	Carollo Engineers - SCADA System Replacement
15,000.00	Strand - SCADA System Replacement
6,000.00	Rossi - QR-12/22 Bonds & Insurance
6,000.00	Benchmark - QR-12/22 Bonds & Insurance
80,000.00	Benchmark - TE-06/22
20,000.00	DeLasCasas - Stray Current Mitigation Resident Engineering
30,000.00	DeLasCasas - TIB Feasibility Testing
5,000.00	NIS - RCS Investigation
16,000.00	NIS - Indeterminate Need
16,000.00	NIS - TS-3/88 Work
16,000.00	NIS - TOP-E/87 Work
250,000.00	Schneider - BAS System Upgrade
200,000.00	Pure Technologies - Valve Assessments
40,000.00	Dixon Engineering - Effluent/Influent Piping
250,000.00	G.P. Maintenance Services - Recoating Effluent/Influent
800,000.00	JJH - Generator Building Contractor
45,000.00	Greeley & Hansen - Resident Engineer Services
20,000.00	CGMT - Testing for PSD-10
50,000.00	CAT
20,000.00	AECOM - Tollway Review
3,000.00	Jessica Haney - Tuition Reimbursement
1,000.00	Jessica Haney - Fort Wayne Reimbursement
10,000.00	John J. Millner - Consulting Services
25,000.00	Carollo - Alternative Water Supply System Study
70,000.00	City of Elmhurst - Annual Contract
255.00	City of Elmhurst - Wireless Radio
20,000.00	Julie - Quarterly Service

3,720,330.00



MEMORANDUM

To: Commissioners

From: Paul D. May, P.E., General Manager

Date: March 9, 2023

Subject: Luetkehans, Brady, Garner & Armstrong December 2022 Invoices

I reviewed the Luetkehans, Brady, Garner & Armstrong invoices for services rendered during the period of January 1, 2023 through January 31, 2023 and recommend it for approval. The invoices should be placed on the March 16, 2023 Commission meeting accounts payable.

January 2023

Luetkehans Brady Garner & Armstrong

CATEGORY	<u>FEEES</u>	<u>HOURS BILLED</u>	<u>AVERAGE HOURLY RATE</u>	<u>ATTORNEYS & PARALEGALS EMPLOYED</u>	<u>MAJOR ACTIVITIES</u>
General	\$9,893.50	42.1	\$235.00	Luetkehans (4.70 @ \$235/hr.) Armstrong (3.00 @235/hr.) Garner (10.90 @235/hr.) Padilla (13.20 @235/hr.)	various (meetings, review agreements, correspondence, contracts, telephone conferences, and attend Board meeting)
Misc:	\$854.39				
Total:	\$10,747.89	42.1	\$235.00		