


DUPAGE WATER COMMISSION
PWS FACILITY ID# - IL435400
MONTHLY OPERATIONS REPORT
DUPAGE WATER COMMISSION LABORATORY BENCH SHEET RESULTS
JANUARY 2021

DATE	LEXINGTON P.S. SUPPLY			DUPAGE P.S. DISCHARGE							ANALYST INT.
	FREE Cl2 (mg/L)	TURBIDITY (ntu)	O-PO4 (mg/L)	FREE Cl2 (mg/L)	TURBIDITY (ntu)	TEMP (°F)	pH	Fluoride (mg/L)	O-PO4 (mg/L)	P.A.C. (LBS/MG)	
1	1.41	0.06	0.59	1.38	0.07	48	7.7	0.8	0.52	0	RC
2	1.25	0.07	0.58	1.30	0.08	51	7.7	0.7	0.49	0	CT
3	1.35	0.08	0.63	1.34	0.07	50	7.7	0.7	0.61	0	CT
4	1.38	0.06	0.61	1.35	0.06	49	7.5	0.8	0.53	0	RC
5	1.22	0.06	0.60	1.24	0.07	48	7.7	0.8	0.52	0	RC
6	1.31	0.09	0.61	1.26	0.09	50	7.5	0.7	0.55	0	CT
7	1.33	0.08	0.65	1.24	0.09	48	7.6	0.7	0.58	0	CT
8	1.37	0.07	0.69	1.30	0.09	49	7.5	0.8	0.53	0	CT
9	1.25	0.09	0.61	1.27	0.09	48	7.7	0.7	0.54	0	CT
10	1.39	0.08	0.63	1.39	0.09	48	7.8	0.8	0.57	0	AM
11	1.37	0.07	0.68	1.32	0.08	49	7.7	0.8	0.61	0	CT
12	1.41	0.08	0.58	1.29	0.09	48	7.6	0.8	0.56	0	CT
13	1.44	0.06	0.48	1.41	0.07	46	7.8	0.8	0.52	0	RC
14	1.34	0.06	0.57	1.34	0.06	46	7.7	0.8	0.48	0	RC
15	1.33	0.06	0.60	1.32	0.07	46	7.7	0.8	0.52	0	RC
16	1.38	0.07	0.58	1.33	0.08	45	7.8	0.8	0.55	0	AM
17	1.37	0.08	0.61	1.38	0.09	45	7.8	0.7	0.56	0	AM
18	1.36	0.06	0.67	1.34	0.07	47	7.7	0.8	0.60	0	RC
19	1.44	0.07	0.75	1.35	0.06	47	7.7	0.8	0.62	0	RC
20	1.37	0.08	0.69	1.36	0.09	45	7.8	0.8	0.61	0	AM
21	1.39	0.09	0.64	1.33	0.10	46	7.8	0.8	0.57	0	AM
22	1.41	0.09	0.56	1.37	0.09	46	7.8	0.8	0.55	0	AM
23	1.30	0.09	0.64	1.38	0.08	45	7.7	0.6	0.52	0	KD
24	1.37	0.07	0.66	1.33	0.08	45	7.7	0.6	0.51	0	KD
25	1.36	0.08	0.58	1.35	0.09	43	7.8	0.6	0.53	0	AM
26	1.35	0.09	0.60	1.34	0.09	43	7.8	0.6	0.54	0	AM
27	1.24	0.09	0.60	1.26	0.08	45	7.7	0.6	0.62	0	KD
28	1.52	0.08	0.67	1.37	0.08	45	7.7	0.6	0.63	0	KD
29	1.37	0.06	0.59	1.36	0.08	45	7.7	0.6	0.54	0	KD
30	1.38	0.08	0.60	1.35	0.09	43	7.6	0.7	0.57	0	AM
31	1.34	0.09	0.58	1.38	0.10	43	7.6	0.7	0.59	0	AM
AVG.	1.36	0.08	0.62	1.33	0.08	47	7.7	0.7	0.56	0	
MAX.	1.52	0.09	0.75	1.41	0.10	51	7.8	0.8	0.63	0	
MIN.	1.22	0.06	0.48	1.24	0.06	43	7.5	0.6	0.48	0	


Alan E. Stark, Coordinating Engineer
Illinois ROINC # 84789479

2/1/2021
Date

DUPAGE WATER COMMISSION
PWS FACILITY ID# - IL435400
MONTHLY OPERATIONS REPORT
DUPAGE WATER COMMISSION LABORATORY BENCH SHEET RESULTS
FEBRUARY 2021

DATE	LEXINGTON P.S. SUPPLY			DUPAGE P.S. DISCHARGE							ANALYST INT.
	FREE Cl2 (mg/L)	TURBIDITY (ntu)	O-PO4 (mg/L)	FREE Cl2 (mg/L)	TURBIDITY (ntu)	TEMP (°F)	pH	Fluoride (mg/L)	O-PO4 (mg/L)	P.A.C. (LBS/MG)	
1	1.36	0.09	0.66	1.28	0.08	46	7.7	0.8	0.54	0	KD
2	1.37	0.07	0.53	1.28	0.07	44	7.7	0.7	0.57	0	KD
3	1.41	0.08	0.57	1.37	0.08	43	7.7	0.7	0.53	0	AM
4	1.35	0.09	0.55	1.30	0.10	43	7.7	0.8	0.49	0	AM
5	1.42	0.10	0.57	1.38	0.11	43	7.7	0.7	0.58	0	AM
6	1.41	0.09	0.61	1.36	0.09	44	7.6	0.8	0.58	0	KD
7	1.33	0.06	0.66	1.33	0.09	43	7.7	0.8	0.61	0	KD
8	1.35	0.06	0.51	1.36	0.08	43	7.6	0.7	0.52	0	AM
9	1.38	0.07	0.53	1.37	0.09	43	7.6	0.7	0.52	0	AM
10	1.45	0.07	0.52	1.30	0.06	43	7.6	0.8	0.52	0	KD
11	1.55	0.07	0.57	1.28	0.06	43	7.7	0.7	0.54	0	KD
12	1.54	0.08	0.64	1.43	0.08	44	7.3	0.7	0.64	0	KD
13	1.42	0.07	0.62	1.34	0.07	47	7.6	0.9	0.53	0	CT
14	1.40	0.08	0.66	1.33	0.07	48	7.5	0.8	0.49	0	CT
15	1.50	0.07	0.53	1.41	0.07	45	7.5	0.7	0.62	0	KD
16	1.38	0.08	0.49	1.36	0.09	43	7.6	0.7	0.53	0	AM
17	1.30	0.07	0.56	1.35	0.08	47	7.7	0.8	0.56	0	CT
18	1.35	0.08	0.58	1.39	0.08	47	7.7	0.8	0.51	0	CT
19	1.46	0.06	0.72	1.32	0.08	45	7.6	0.8	0.57	0	CT
20	1.33	0.06	0.44	1.39	0.07	42	7.5	0.8	0.52	0	RC
21	1.58	0.06	0.66	1.29	0.06	45	7.5	0.8	0.66	0	RC
22	1.42	0.07	0.61	1.33	0.07	46	7.7	0.8	0.43	0	CT
23	1.38	0.07	0.47	1.26	0.07	48	7.7	0.8	0.48	0	CT
24	1.33	0.07	0.60	1.34	0.08	47	7.6	0.9	0.55	0	RC
25	1.36	0.08	0.57	1.32	0.08	46	7.6	0.8	0.54	0	AM
26	1.42	0.05	0.62	1.25	0.07	44	7.6	0.7	0.63	0	RC
27	1.46	0.06	0.67	1.37	0.06	46	7.6	0.8	0.60	0	RC
28	1.45	0.06	0.65	1.39	0.06	45	7.6	0.8	0.61	0	RC
AVG.	1.41	0.07	0.58	1.34	0.08	45	7.6	0.8	0.55	0	
MAX.	1.58	0.10	0.72	1.43	0.11	48	7.7	0.9	0.66	0	
MIN.	1.30	0.05	0.44	1.25	0.06	42	7.3	0.7	0.43	0	

Alan E. Stark 3/2/2021
Alan E. Stark, Coordinating Engineer Date
Illinois ROINC # 84789479


DUPAGE WATER COMMISSION
PWS FACILITY ID# - IL435400
MONTHLY OPERATIONS REPORT
DUPAGE WATER COMMISSION LABORATORY BENCH SHEET RESULTS
MARCH 2021

DATE	LEXINGTON P.S. SUPPLY			DUPAGE P.S. DISCHARGE							ANALYST INT.
	FREE Cl2 (mg/L)	TURBIDITY (ntu)	O-PO4 (mg/L)	FREE Cl2 (mg/L)	TURBIDITY (ntu)	TEMP (°F)	pH	Fluoride (mg/L)	O-PO4 (mg/L)	P.A.C. (LBS/MG)	
1	1.38	0.07	0.62	1.26	0.07	47	7.6	0.7	0.63	0	RC
2	1.35	0.06	0.65	1.28	0.06	48	7.6	0.7	0.53	0	RC
3	1.29	0.07	0.56	1.23	0.07	50	7.6	0.6	0.62	0	CT
4	1.33	0.06	0.62	1.21	0.05	46	7.6	0.7	0.53	0	CT
5	1.33	0.05	0.53	1.30	0.08	49	7.6	0.8	0.57	0	CT
6	1.33	0.06	0.53	1.25	0.06	47	7.6	0.8	0.61	0	CT
7	1.39	0.06	0.66	1.40	0.06	45	7.6	0.8	0.54	0	RC
8	1.21	0.07	0.48	1.34	0.06	48	7.6	0.8	0.67	0	CT
9	1.47	0.06	0.56	1.37	0.06	48	7.6	0.8	0.54	0	CT
10	1.43	0.06	0.55	1.48	0.06	48	7.6	0.8	0.62	0	RC
11	1.45	0.06	0.71	1.42	0.06	50	7.6	0.8	0.71	0	CT
12	1.35	0.08	0.51	1.29	0.06	51	7.6	0.9	0.52	0	CT
13	1.38	0.08	0.57	1.32	0.06	50	7.6	0.8	0.56	0	AM
14	1.36	0.07	0.58	1.30	0.07	50	7.6	0.8	0.57	0	AM
15	1.39	0.08	0.59	1.31	0.07	50	7.6	0.7	0.54	0	AM
16	1.42	0.07	0.57	1.32	0.08	50	7.6	0.8	0.56	0	AM
17	1.38	0.08	0.56	1.33	0.08	49	7.6	0.8	0.53	0	AM
18	1.42	0.06	0.54	1.37	0.08	50	7.6	0.7	0.50	0	AM
19	1.40	0.07	0.58	1.38	0.08	49	7.6	0.7	0.51	0	AM
20	1.29	0.06	0.61	1.25	0.08	52	7.5	0.8	0.57	0	KD
21	1.43	0.07	0.60	1.27	0.06	51	7.5	0.7	0.59	0	KD
22	1.39	0.07	0.59	1.29	0.08	51	7.6	0.7	0.56	0	AM
23	1.40	0.08	0.57	1.34	0.09	50	7.6	0.8	0.53	0	AM
24	1.30	0.06	0.60	1.25	0.07	52	7.5	0.8	0.61	0	KD
25	1.28	0.06	0.63	1.28	0.07	49	7.5	0.8	0.63	0	KD
26	1.42	0.06	0.61	1.37	0.08	49	7.5	0.8	0.57	0	KD
27	1.44	0.07	0.62	1.39	0.08	50	7.6	0.8	0.56	0	AM
28	1.45	0.07	0.59	1.40	0.08	50	7.6	0.8	0.54	0	AM
29	1.39	0.05	0.64	1.36	0.06	50	7.6	0.7	0.56	0	KD
30	1.30	0.05	0.57	1.29	0.06	51	7.5	0.7	0.54	0	KD
31	1.29	0.07	0.58	1.30	0.08	50	7.6	0.7	0.54	0	AM
AVG.	1.37	0.07	0.59	1.32	0.07	49	7.6	0.8	0.57	0	
MAX.	1.47	0.08	0.71	1.48	0.09	52	7.6	0.9	0.71	0	
MIN.	1.21	0.05	0.48	1.21	0.05	45	7.5	0.6	0.50	0	

AE Stark 4/2/2021
Alan E. Stark, Coordinating Engineer Date
Illinois ROINC # 84789479


DUPAGE WATER COMMISSION
PWS FACILITY ID# - IL435400
MONTHLY OPERATIONS REPORT
DUPAGE WATER COMMISSION LABORATORY BENCH SHEET RESULTS
APRIL 2021

DATE	LEXINGTON P.S. SUPPLY			DUPAGE P.S. DISCHARGE							ANALYST INT.
	FREE Cl2 (mg/L)	TURBIDITY (ntu)	O-PO4 (mg/L)	FREE Cl2 (mg/L)	TURBIDITY (ntu)	TEMP (°F)	pH	Fluoride (mg/L)	O-PO4 (mg/L)	P.A.C. (LBS/MG)	
1	1.28	0.08	0.57	1.31	0.09	50	7.6	0.8	0.56	0	AM
2	1.24	0.07	0.61	1.28	0.09	49	7.6	0.8	0.57	0	AM
3	1.25	0.07	0.63	1.22	0.07	50	7.6	0.7	0.57	0	KD
4	1.34	0.05	0.66	1.29	0.08	50	7.5	0.7	0.69	0	KD
5	1.36	0.07	0.61	1.31	0.08	51	7.6	0.8	0.59	0	AM
6	1.30	0.06	0.56	1.26	0.09	50	7.6	0.7	0.53	0	AM
7	1.37	0.07	0.57	1.32	0.10	50	7.5	0.8	0.52	0	AM
8	1.32	0.05	0.64	1.33	0.09	52	7.7	0.7	0.52	0	CT
9	1.29	0.07	0.53	1.28	0.08	52	7.6	0.7	0.50	0	CT
10	1.36	0.05	0.61	1.26	0.06	53	7.6	0.8	0.55	0	CT
11	1.28	0.06	0.57	1.28	0.06	53	7.6	0.9	0.56	0	CT
12	1.29	0.06	0.70	1.22	0.06	54	7.6	0.8	0.52	0	CT
13	1.30	0.06	0.56	1.28	0.07	54	7.6	0.7	0.54	0	AM
14	1.22	0.07	0.53	1.23	0.06	54	7.7	0.8	0.49	0	CT
15	1.30	0.06	0.59	1.25	0.06	54	7.6	0.8	0.45	0	CT
16	1.28	0.06	0.57	1.42	0.06	55	7.6	0.8	0.47	0	CT
17	1.31	0.05	0.57	1.50	0.05	54	7.6	0.7	0.53	0	RC
18	1.42	0.05	0.57	1.42	0.06	56	7.5	0.9	0.59	0	RC
19	1.35	0.05	0.58	1.22	0.06	56	7.6	0.7	0.56	0	CT
20	1.34	0.05	0.56	1.16	0.07	57	7.6	1.0	0.49	0	CT
21	1.24	0.06	0.56	1.27	0.07	58	7.6	0.7	0.58	0	RC
22	1.28	0.08	0.54	1.27	0.08	56	7.6	0.7	0.55	0	RC
23	1.33	0.07	0.57	1.24	0.07	55	7.6	0.8	0.63	0	RC
24	1.35	0.08	0.55	1.34	0.08	55	7.6	0.8	0.57	0	RC
25	1.44	0.07	0.60	1.34	0.07	55	7.6	0.7	0.55	0	RC
26	1.31	0.06	0.61	1.26	0.07	56	7.6	0.7	0.58	0	RC
27	1.19	0.07	0.51	1.18	0.07	55	7.6	0.7	0.58	0	RC
28	1.28	0.06	0.56	1.28	0.06	56	7.6	0.6	0.79	0	CT
29	1.39	0.06	0.57	1.20	0.07	57	7.6	0.8	0.46	0	CT
30	1.22	0.08	0.59	1.17	0.06	57	7.6	0.7	0.50	0	CT
AVG.	1.31	0.06	0.58	1.28	0.07	54	7.6	0.8	0.55	0	
MAX.	1.44	0.08	0.70	1.50	0.10	58	7.7	1.0	0.79	0	
MIN.	1.19	0.05	0.51	1.16	0.05	49	7.5	0.6	0.45	0	

 5/3/2021
Alan E. Stark, Coordinating Engineer Date
Illinois ROINC # 84789479


DUPAGE WATER COMMISSION
PWS FACILITY ID# - IL435400
MONTHLY OPERATIONS REPORT
DUPAGE WATER COMMISSION LABORATORY BENCH SHEET RESULTS
MAY 2021

DATE	LEXINGTON P.S. SUPPLY			DUPAGE P.S. DISCHARGE							ANALYST INT.
	FREE Cl2 (mg/L)	TURBIDITY (ntu)	O-PO4 (mg/L)	FREE Cl2 (mg/L)	TURBIDITY (ntu)	TEMP (°F)	pH	Fluoride (mg/L)	O-PO4 (mg/L)	P.A.C. (LBS/MG)	
1	1.26	0.05	0.56	1.29	0.06	56	7.5	0.8	0.52	0	RC
2	1.23	0.05	0.64	1.31	0.05	57	7.5	0.7	0.57	0	RC
3	1.28	0.05	0.48	1.24	0.07	57	7.6	0.9	0.48	0	CT
4	1.29	0.07	0.60	1.22	0.10	58	7.6	0.8	0.46	0	CT
5	1.30	0.05	0.62	1.37	0.05	58	7.5	0.8	0.53	0	RC
6	1.40	0.05	0.68	1.26	0.06	57	7.6	0.8	0.54	0	RC
7	1.16	0.06	0.54	1.29	0.06	58	7.5	0.7	0.54	0	RC
8	1.29	0.07	0.57	1.30	0.07	58	7.6	0.7	0.55	0	AM
9	1.33	0.08	0.59	1.37	0.08	58	7.6	0.6	0.57	0	AM
10	1.22	0.05	0.57	1.32	0.06	59	7.5	0.8	0.53	0	RC
11	1.09	0.05	0.62	1.30	0.06	58	7.5	0.8	0.52	0	RC
12	1.23	0.06	0.59	1.35	0.07	58	7.6	0.7	0.56	0	AM
13	1.28	0.07	0.60	1.30	0.07	58	7.6	0.8	0.57	0	AM
14	1.29	0.07	0.58	1.29	0.07	58	7.6	0.7	0.57	0	AM
15	1.28	0.07	0.56	1.29	0.07	60	7.6	0.9	0.54	0	CT
16	1.34	0.06	0.58	1.31	0.06	62	7.6	1.1	0.61	0	CT
17	1.32	0.07	0.57	1.35	0.08	61	7.6	0.9	0.57	0	AM
18	1.35	0.07	0.56	1.33	0.07	59	7.6	0.8	0.55	0	AM
19	1.28	0.07	0.60	1.23	0.08	56	7.6	0.7	0.63	0	KD
20	1.50	0.07	0.55	1.35	0.06	56	7.5	0.8	0.59	0	KD
21	1.40	0.07	0.57	1.31	0.07	56	7.6	0.6	0.55	0	KD
22	1.41	0.08	0.55	1.37	0.09	55	7.5	0.7	0.56	0	AM
23	1.39	0.09	0.54	1.36	0.09	55	7.5	0.7	0.56	0	AM
24	1.44	0.06	0.61	1.37	0.06	56	7.6	0.7	0.60	0	KD
25	1.42	0.06	0.66	1.28	0.07	60	7.5	0.7	0.60	0	KD
26	1.39	0.06	0.59	1.30	0.08	58	7.6	0.7	0.58	0	AM
27	1.31	0.08	0.62	1.27	0.08	57	7.7	0.9	0.60	0	AM
28	1.34	0.09	0.60	1.30	0.09	57	7.6	0.8	0.56	0	AM
29	1.42	0.08	0.64	1.26	0.08	58	7.5	0.8	0.62	0	KD
30	1.31	0.07	0.61	1.26	0.08	60	7.5	0.8	0.65	0	KD
31	1.37	0.08	0.58	1.31	0.09	59	7.6	0.8	0.57	0	AM
AVG.	1.32	0.07	0.59	1.31	0.07	58	7.6	0.8	0.56	0	
MAX.	1.50	0.09	0.68	1.37	0.10	62	7.7	1.1	0.65	0	
MIN.	1.09	0.05	0.48	1.22	0.05	55	7.5	0.6	0.46	0	


6/1/2021
Alan E. Stark, Coordinating Engineer Date
Illinois ROINC # 84789479


DUPAGE WATER COMMISSION
PWS FACILITY ID# - IL435400
MONTHLY OPERATIONS REPORT
DUPAGE WATER COMMISSION LABORATORY BENCH SHEET RESULTS
JUNE 2021

DATE	LEXINGTON P.S. SUPPLY			DUPAGE P.S. DISCHARGE							ANALYST INT.
	FREE Cl2 (mg/L)	TURBIDITY (ntu)	O-PO4 (mg/L)	FREE Cl2 (mg/L)	TURBIDITY (ntu)	TEMP (°F)	pH	Fluoride (mg/L)	O-PO4 (mg/L)	P.A.C. (LBS/MG)	
1	1.45	0.07	0.59	1.35	0.09	59	7.6	0.8	0.54	0	AM
2	1.30	0.06	0.56	1.33	0.07	60	7.5	0.7	0.55	0	KD
3	1.46	0.07	0.56	1.25	0.09	60	7.4	0.7	0.60	0	KD
4	1.35	0.06	0.54	1.31	0.08	61	7.5	0.7	0.62	0	KD
5	1.45	0.07	0.63	1.32	0.09	63	7.4	0.7	0.64	0	KD
6	1.50	0.08	0.52	1.35	0.08	61	7.5	0.8	0.62	0	RC
7	1.54	0.06	0.56	1.40	0.06	63	7.6	0.7	0.52	0	CT
8	1.46	0.07	0.57	1.37	0.09	62	7.4	0.8	0.52	0	AM
9	1.24	0.09	0.61	1.34	0.06	63	7.7	0.8	0.52	0	CT
10	1.41	0.07	0.53	1.34	0.09	62	7.6	0.6	0.53	0	CT
11	1.50	0.09	0.63	1.38	0.07	63	7.6	0.8	0.66	0	CT
12	1.44	0.05	0.56	1.26	0.08	62	7.5	0.8	0.57	0	RC
13	1.45	0.07	0.57	1.28	0.10	63	7.5	0.8	0.60	0	RC
14	1.31	0.08	0.80	1.19	0.07	63	7.6	0.8	0.52	0	CT
15	1.29	0.09	0.54	1.23	0.07	62	7.6	0.7	0.52	0	CT
16	1.24	0.06	0.61	1.33	0.07	63	7.5	0.8	0.59	0	RC
17	1.40	0.09	0.60	1.39	0.10	65	7.4	0.8	0.65	0	RC
18	1.39	0.07	0.61	1.37	0.07	66	7.5	0.8	0.61	0	RC
19	1.24	0.06	0.48	1.36	0.08	67	7.5	0.8	0.56	0	CT
20	1.23	0.08	0.50	1.20	0.09	66	7.6	0.8	0.55	0	CT
21	1.43	0.15	0.60	1.26	0.15	65	7.5	0.7	0.53	0	RC
22	1.20	0.11	0.58	1.15	0.13	65	7.5	0.8	0.55	0	RC
23	1.31	0.10	0.66	1.17	0.12	66	7.6	0.7	0.58	0	CT
24	1.37	0.11	0.63	1.32	0.11	66	7.6	0.8	0.68	0	CT
25	1.16	0.11	0.63	1.12	0.14	66	7.6	0.8	0.60	0	CT
26	1.33	0.10	0.65	1.18	0.12	65	7.5	0.8	0.61	0	RC
27	1.35	0.08	0.64	1.15	0.09	65	7.5	0.8	0.64	0	RC
28	1.26	0.07	0.58	1.33	0.10	61	7.6	0.8	0.64	0	CT
29	1.41	0.08	0.61	1.20	0.11	62	7.6	0.8	0.56	0	CT
30	1.36	0.08	0.62	1.27	0.08	60	7.5	0.8	0.55	0	RC
AVG.	1.36	0.08	0.59	1.28	0.09	63	7.5	0.8	0.58	0	
MAX.	1.54	0.15	0.80	1.40	0.15	67	7.7	0.8	0.68	0	
MIN.	1.16	0.05	0.48	1.12	0.06	59	7.4	0.6	0.52	0	


7/7/2021
Alan E. Stark, Coordinating Engineer Date
Illinois ROINC # 84789479

DUPAGE WATER COMMISSION
PWS FACILITY ID# - IL435400
MONTHLY OPERATIONS REPORT
DUPAGE WATER COMMISSION LABORATORY BENCH SHEET RESULTS
JULY 2021


DATE	LEXINGTON P.S. SUPPLY			DUPAGE P.S. DISCHARGE							ANALYST INT.
	FREE Cl2 (mg/L)	TURBIDITY (ntu)	O-PO4 (mg/L)	FREE Cl2 (mg/L)	TURBIDITY (ntu)	TEMP (°F)	pH	Fluoride (mg/L)	O-PO4 (mg/L)	P.A.C. (LBS/MG)	
1	1.28	0.06	0.63	1.27	0.08	60	7.5	0.8	0.58	0	RC
2	1.30	0.07	0.61	1.15	0.08	60	7.5	0.8	0.62	0	RC
3	1.31	0.06	0.62	1.29	0.07	60	7.5	0.8	0.57	0	RC
4	1.29	0.07	0.62	1.25	0.08	64	7.4	0.7	0.60	0	AM
5	1.31	0.07	0.60	1.21	0.08	64	7.5	0.8	0.57	0	AM
6	1.36	0.10	0.52	1.26	0.14	66	7.5	0.8	0.63	0	CT
7	1.34	0.10	0.59	1.22	0.11	66	7.4	0.8	0.61	0	AM
8	1.30	0.09	0.55	1.14	0.09	68	7.4	0.8	0.62	0	KD
9	1.29	0.08	0.60	1.25	0.09	68	7.5	0.7	0.67	0	KD
10	1.38	0.08	0.65	1.30	0.09	68	7.5	0.7	0.71	0	KD
11	1.41	0.07	0.59	1.23	0.10	68	7.5	0.7	0.59	0	KD
12	1.43	0.08	0.60	1.28	0.09	67	7.6	0.8	0.57	0	AM
13	1.36	0.09	0.59	1.21	0.10				0.59	0	AM
14	1.19	0.07	0.57	1.28	0.09	68	7.5	0.8	0.59	0	KD
15	1.18	0.10	0.57	1.28	0.10	69	7.5	0.7	0.58	0	KD
16	1.26	0.08	0.61	1.26	0.10	69	7.5	0.8	0.64	0	KD
17	1.29	0.09	0.57	1.29	0.10	69	7.4	0.7	0.57	0	AM
18	1.23	0.10	0.58	1.20	0.10	69	7.4	0.7	0.53	0	AM
19	1.21	0.06	0.61	1.23	0.10	70	7.5	0.7	0.65	0	KD
20	1.23	0.06	0.55	1.18	0.08	70	7.5	0.7	0.61	0	KD
21	1.20	0.07	0.58	1.22	0.09	70	7.4	0.7	0.57	0	AM
22	1.32	0.08	0.55	1.28	0.09	70	7.5	0.7	0.60	0	AM
23	1.31	0.08	0.58	1.21	0.08	70	7.4	0.7	0.57	0	AM
24	1.16	0.06	0.57	1.13	0.09	71	7.4	0.8	0.57	0	KD
25	1.34	0.07	0.61	1.22	0.09	71	7.5	0.8	0.58	0	KD
26	1.30	0.07	0.58	1.26	0.09	71	7.4	0.8	0.57	0	AM
27	1.31	0.08	0.59	1.29	0.09	70	7.4	0.8	0.56	0	AM
28	1.10	0.09	0.58	1.24	0.09	70	7.5	0.7	0.57	0	KD
29	1.25	0.12	0.59	1.20	0.14	70	7.5	0.7	0.61	0	KD
30	1.28	0.08	0.53	1.07	0.11	70	7.5	0.8	0.54	0	KD
31	1.37	0.15	0.61	1.12	0.15	69	7.6	0.7	0.65	0	CT
AVG.	1.29	0.08	0.59	1.23	0.10	68	7.5	0.8	0.60	0	
MAX.	1.43	0.15	0.65	1.30	0.15	71	7.6	0.8	0.71	0	
MIN.	1.10	0.06	0.52	1.07	0.07	60	7.4	0.7	0.53	0	

 8/3/2021
Alan E. Stark, Coordinating Engineer Date
Illinois ROINC # 84789479

 no analysis


DUPAGE WATER COMMISSION
PWS FACILITY ID# - IL435400
MONTHLY OPERATIONS REPORT
DUPAGE WATER COMMISSION LABORATORY BENCH SHEET RESULTS
SEPTEMBER 2021

DATE	LEXINGTON P.S. SUPPLY			DUPAGE P.S. DISCHARGE							ANALYST INT.
	FREE Cl2 (mg/L)	TURBIDITY (ntu)	O-PO4 (mg/L)	FREE Cl2 (mg/L)	TURBIDITY (ntu)	TEMP (°F)	pH	Fluoride (mg/L)	O-PO4 (mg/L)	P.A.C. (LBS/MG)	
1	1.38	0.09	0.59	1.30	0.10	67	7.4	0.8	0.58	0	AM
2	1.32	0.09	0.60	1.27	0.10	66	7.7	0.8	0.57	0	AM
3	1.31	0.09	0.59	1.19	0.10	68	7.4	0.8	0.57	0	AM
4	1.25	0.10	0.60	1.23	0.13	71	7.4	0.8	0.65	0	KD
5	1.30	0.10	0.59	1.31	0.10	71	7.5	0.8	0.62	0	KD
6	1.42	0.06	0.62	1.30	0.07	69	7.6	0.7	0.58	0	AM
7	1.40	0.08	0.57	1.32	0.09	69	7.4	0.8	0.56	0	AM
8	1.25	0.10	0.64	1.23	0.10	70	7.5	0.7	0.57	0	KD
9	1.33	0.10	0.55	1.19	0.10	70	7.5	0.8	0.61	0	KD
10	1.25	0.09	0.49	1.27	0.11	69	7.6	0.8	0.50	0	CT
11	1.31	0.10	0.57	1.24	0.10	70	7.5	0.7	0.55	0	AM
12	1.33	0.10	0.56	1.26	0.10	70	7.4	0.7	0.56	0	AM
13	1.32	0.08	0.57	1.25	0.09	70	7.5	0.7	0.61	0	KD
14	1.22	0.08	0.61	1.30	0.09	70	7.6	0.7	0.57	0	KD
15	1.29	0.10	0.58	1.26	0.13	70	7.5	0.6	0.59	0	KD
16	1.16	0.06	0.51	1.19	0.10	70	7.6	0.8	0.57	0	RC
17	1.23	0.09	0.55	1.22	0.09	70	7.5	0.7	0.54	0	KD
18	1.25	0.09	0.56	1.24	0.10	70	7.5	0.7	0.59	0	KD
19	1.24	0.07	0.59	1.14	0.09	70	7.5	0.7	0.57	0	KD
20	1.27	0.07	0.57	1.18	0.09	70	7.4	0.8	0.56	0	AM
21	1.28	0.09	0.55	1.16	0.08	70	7.4	0.8	0.52	0	AM
22	1.25	0.09	0.58	1.21	0.10	70	7.5	0.7	0.54	0	KD
23	1.20	0.09	0.55	1.18	0.10	70	7.5	0.7	0.57	0	KD
24	1.46	0.09	0.63	1.16	0.10	71	7.5	0.7	0.59	0	KD
25	1.31	0.09	0.56	1.19	0.10	69	7.5	0.7	0.57	0	CT
26	1.39	0.07	0.57	1.31	0.09	68	7.5	0.8	0.59	0	CT
27	1.38	0.07	0.48	1.35	0.08	66	7.4	0.7	0.57	0	CT
28	1.39	0.08	0.53	1.29	0.10	68	7.4	0.8	0.56	0	AM
29	1.40	0.11	0.51	1.30	0.12	65	7.4	0.7	0.53	0	CT
30	1.31	0.07	0.51	1.16	0.09	65	7.4	0.8	0.50	0	CT
AVG.	1.31	0.09	0.57	1.24	0.10	69	7.5	0.7	0.57	0	
MAX.	1.46	0.11	0.64	1.35	0.13	71	7.7	0.8	0.65	0	
MIN.	1.16	0.06	0.48	1.14	0.07	65	7.4	0.6	0.50	0	


10/11/21
Alan E. Stark, Coordinating Engineer Date
Illinois ROINC # 84789479


DUPAGE WATER COMMISSION
PWS FACILITY ID# - IL435400
MONTHLY OPERATIONS REPORT
DUPAGE WATER COMMISSION LABORATORY BENCH SHEET RESULTS
OCTOBER 2021

DATE	LEXINGTON P.S. SUPPLY			DUPAGE P.S. DISCHARGE							ANALYST INT.
	FREE Cl2 (mg/L)	TURBIDITY (ntu)	O-PO4 (mg/L)	FREE Cl2 (mg/L)	TURBIDITY (ntu)	TEMP (°F)	pH	Fluoride (mg/L)	O-PO4 (mg/L)	P.A.C. (LBS/MG)	
1	1.22	0.06	0.52	1.19	0.07	66	7.5	0.8	0.53	0	CT
2	1.47	0.06	0.52	1.27	0.07	66	7.4	0.7	0.53	0	RC
3	1.43	0.07	0.58	1.26	0.07	66	7.5	0.7	0.52	0	RC
4	1.41	0.10	0.56	1.24	0.09	67	7.6	0.7	0.55	0	CT
5	1.31	0.09	0.62	1.24	0.09	67	7.4	0.9	0.59	0	CT
6	1.26	0.08	0.56	1.15	0.10	66	7.4	0.8	0.52	0	RC
7	1.23	0.07	0.51	1.22	0.08	66	7.4	0.7	0.53	0	RC
8	1.28	0.09	0.60	1.21	0.09	66	7.4	0.8	0.48	0	RC
9	1.28	0.07	0.60	1.20	0.10	67	7.4	0.8	0.55	0	RC
10	1.36	0.07	0.55	1.29	0.09	66	7.4	0.7	0.62	0	KD
11	1.23	0.08	0.46	1.05	0.08	68	7.5	0.7	0.49	0	RC
12	1.13	0.09	0.63	0.99	0.09	69	7.5	0.7	0.51	0	RC
13	1.38	0.09	0.54	1.26	0.09	69	7.6	0.7	0.56	0	CT
14	1.49	0.09	0.67	1.07	0.10	68	7.4	0.6	0.59	0	CT
15	1.19	0.11	0.61	1.05	0.09	68	7.5	0.8	0.58	0	CT
16	1.07	0.10	0.61	1.08	0.09	67	7.5	0.8	0.58	0	RC
17	1.30	0.09	0.54	1.08	0.10	69	7.5	0.8	0.57	0	RC
18	1.40	0.10	0.62	1.05	0.10	70	7.4	0.8	0.54	0	CT
19	1.25	0.10	0.54	0.91	0.10	70	7.6	0.8	0.58	0	CT
20	1.06	0.11	0.55	1.11	0.11	68	7.5	0.8	0.54	0	RC
21	1.37	0.07	0.49	1.22	0.11	68	7.5	0.8	0.56	0	RC
22	1.44	0.08	0.63	1.12	0.10	67	7.5	0.7	0.58	0	RC
23	1.32	0.09	0.58	1.21	0.09	66	7.3	0.8	0.56	0	AM
24	1.26	0.08	0.54	1.25	0.09	66	7.3	0.8	0.54	0	AM
25	1.38	0.06	0.49	1.10	0.08	66	7.5	0.8	0.56	0	RC
26	1.00	0.10	0.55	1.19	0.11	67	7.5	0.8	0.58	0	RC
27	1.41	0.08	0.56	1.21	0.09	67	7.3	0.8	0.54	0	AM
28	1.36	0.07	0.53	1.18	0.10	66	7.2	0.8	0.55	0	AM
29	1.35	0.07	0.51	1.13	0.09	65	7.3	0.8	0.56	0	AM
30	1.31	0.08	0.53	1.16	0.09	63	7.4	0.8	0.54	0	KD
31	1.16	0.09	0.57	1.24	0.08	62	7.4	0.8	0.63	0	KD
AVG.	1.29	0.08	0.56	1.16	0.09	67	7.4	0.8	0.55	0	
MAX.	1.49	0.11	0.67	1.29	0.11	70	7.6	0.9	0.63	0	
MIN.	1.00	0.06	0.46	0.91	0.07	62	7.2	0.6	0.48	0	


11/1/2021
Alan E. Stark, Coordinating Engineer Date
Illinois ROINC # 84789479

DUPAGE WATER COMMISSION
PWS FACILITY ID# - IL435400
MONTHLY OPERATIONS REPORT
DUPAGE WATER COMMISSION LABORATORY BENCH SHEET RESULTS
NOVEMBER 2021

DATE	LEXINGTON P.S. SUPPLY			DUPAGE P.S. DISCHARGE							ANALYST INT.
	FREE Cl2 (mg/L)	TURBIDITY (ntu)	O-PO4 (mg/L)	FREE Cl2 (mg/L)	TURBIDITY (ntu)	TEMP (°F)	pH	Fluoride (mg/L)	O-PO4 (mg/L)	P.A.C. (LBS/MG)	
1	1.46	0.07	0.60	1.21	0.08	61	7.4	0.7	0.59	0	KD
2	1.39	0.07	0.57	1.26	0.09	61	7.2	0.8	0.57	0	AM
3	1.24	0.05	0.56	1.05	0.08	61	7.3	0.7	0.59	0	KD
4	1.39	0.07	0.60	1.26	0.09	60	7.3	0.8	0.57	0	KD
5	1.26	0.06	0.48	1.25	0.08	59	7.3	0.7	0.52	0	KD
6	1.28	0.08	0.50	1.23	0.07	58	7.3	0.7	0.51	0	AM
7	1.21	0.07	0.53	1.28	0.07	58	7.2	0.7	0.54	0	AM
8	1.44	0.07	0.63	1.17	0.08	58	7.2	0.8	0.59	0	KD
9	1.46	0.07	0.59	1.28	0.07	58	7.2	0.7	0.56	0	KD
10	1.49	0.08	0.54	1.29	0.08	57	7.2	0.8	0.56	0	AM
11	1.38	0.08	0.57	1.27	0.08	58	7.2	0.9	0.58	0	AM
12	1.40	0.06	0.52	1.30	0.09	58	7.1	0.9	0.56	0	AM
13	1.36	0.06	0.58	1.20	0.07	58	7.2	0.8	0.65	0	KD
14	1.48	0.07	0.62	1.19	0.08	58	7.1	0.8	0.58	0	KD
15	1.37	0.07	0.64	1.27	0.09	57	7.1	0.8	0.59	0	AM
16	1.32	0.08	0.57	1.25	0.07	56	7.1	0.8	0.58	0	AM
17	1.42	0.07	0.61	1.23	0.07	56	7.1	0.8	0.63	0	KD
18	1.46	0.06	0.59	1.23	0.08	57	7.1	0.8	0.61	0	KD
19	1.41	0.07	0.62	1.24	0.07	56	7.1	0.8	0.60	0	KD
20	1.42	0.07	0.58	1.25	0.07	57	7.1	0.7	0.63	0	CT
21	1.39	0.06	0.63	1.31	0.07	55	7.2	1.0	0.61	0	CT
22	1.42	0.07	0.60	1.27	0.07	54	7.0	0.9	0.59	0	KD
23	1.40	0.07	0.61	1.24	0.08	54	7.1	0.9	0.58	0	KD
24	1.44	0.05	0.61	1.04	0.15	60	7.1	0.9	0.62	0	CT
25	1.42	0.07	0.57	1.16	0.12	57	7.1	0.7	0.56	0	CT
26	1.36	0.05	0.51	1.13	0.10	56	7.0	0.8	0.59	0	CT
27	1.21	0.07	0.56	1.17	0.09	56	7.3	0.8	0.60	0	RC
28	1.36	0.05	0.66	1.17	0.12	57	7.3	0.8	0.62	0	RC
29	1.41	0.06	0.61	1.19	0.11	55	7.0	0.8	0.58	0	CT
30	1.23	0.07	0.59	1.22	0.11	55	7.1	0.8	1.02	0	CT
31											
AVG.	1.38	0.07	0.58	1.22	0.09	57	7.2	0.8	0.60	0	
MAX.	1.49	0.08	0.66	1.31	0.15	61	7.4	1.0	1.02	0	
MIN.	1.21	0.05	0.48	1.04	0.07	54	7.0	0.7	0.51	0	


Alan E. Stark, Coordinating Engineer
Illinois ROINC # 84789479

12/1/2021
Date

DUPAGE WATER COMMISSION
PWS FACILITY ID# - IL435400
MONTHLY OPERATIONS REPORT
DUPAGE WATER COMMISSION LABORATORY BENCH SHEET RESULTS
DECEMBER 2021

DATE	LEXINGTON P.S. SUPPLY			DUPAGE P.S. DISCHARGE							ANALYST INT.
	FREE Cl2 (mg/L)	TURBIDITY (ntu)	O-PO4 (mg/L)	FREE Cl2 (mg/L)	TURBIDITY (ntu)	TEMP (°F)	pH	Fluoride (mg/L)	O-PO4 (mg/L)	P.A.C. (LBS/MG)	
1	1.44	0.07	0.62	1.25	0.10	54	7.2	0.8	0.62	0	RC
2	1.42	0.06	0.61	1.24	0.09	54	7.3	0.8	0.63	0	RC
3	1.47	0.05	0.62	1.22	0.10	55	7.2	0.9	0.60	0	RC
4	1.39	0.05	0.61	1.25	0.10	55	7.0	0.8	0.62	0	CT
5	1.47	0.06	0.62	1.23	0.11	54	7.0	0.9	0.57	0	CT
6	1.36	0.06	0.57	1.25	0.09	54	7.2	0.8	0.68	0	RC
7	1.35	0.06	0.58	1.28	0.09	54	7.1	0.8	0.63	0	RC
8	1.43	0.07	0.50	1.17	0.09	54	7.0	0.9	0.56	0	CT
9	1.40	0.06	0.55	1.22	0.11	54	7.0	0.9	0.58	0	CT
10	1.35	0.07	0.58	1.28	0.11	53	7.3	0.8	0.53	0	RC
11	1.43	0.07	0.59	1.22	0.10	53	7.1	0.8	0.61	0	RC
12	1.43	0.07	0.63	1.22	0.11	53	7.2	0.8	0.57	0	RC
13	1.51	0.07	0.64	1.26	0.10	53	6.9	0.9	0.50	0	CT
14	1.46	0.08	0.66	1.27	0.11	54	7.2	0.8	0.59	0	CT
15	1.61	0.06	0.54	1.30	0.10	52	7.1	0.9	0.59	0	RC
16	1.45	0.06	0.52	1.40	0.09	53	7.2	0.8	0.55	0	RC
17	1.29	0.07	0.53	1.26	0.11	52	7.2	0.8	0.55	0	RC
18	1.44	0.05	0.48	1.36	0.13	52	7.2	0.8	0.48	0	RC
19	1.48	0.05	0.53	1.38	0.09	52	7.1	0.8	0.50	0	AM
20	1.36	0.05	0.50	1.25	0.09	52	7.2	0.8	0.55	0	RC
21	1.42	0.06	0.50	1.26	0.09	53	7.1	0.8	0.50	0	RC
22	1.49	0.06	0.52	1.34	0.07	52	7.2	0.8	0.52	0	AM
23	1.40	0.07	0.55	1.30	0.08	53	7.1	0.7	0.57	0	AM
24	1.43	0.08	0.53	1.28	0.09	52	7.1	0.8	0.56	0	AM
25	1.39	0.09	0.53	1.25	0.10	53	7.0	0.8	0.52	0	AM
26	1.31	0.06	0.64	1.25	0.11	54	7.0	0.9	0.56	0	CT
27	1.42	0.07	0.60	1.27	0.10	53	7.0	0.8	0.59	0	KD
28	1.32	0.06	0.55	1.23	0.09	52	7.2	0.7	0.53	0	KD
29	1.33	0.07	0.57	1.27	0.09	52	7.1	0.8	0.55	0	KD
30	1.39	0.07	0.58	1.12	0.10	53	7.2	0.8	0.59	0	KD
31	1.30	0.07	0.56	1.31	0.10	52	7.1	0.8	0.56	0	KD
AVG.	1.41	0.06	0.57	1.26	0.10	53	7.1	0.8	0.57	0	
MAX.	1.61	0.09	0.66	1.40	0.13	55	7.3	0.9	0.68	0	
MIN.	1.29	0.05	0.48	1.12	0.07	52	6.9	0.7	0.48	0	

AE Stark 11/10/2022
Alan E. Stark, Coordinating Engineer Date
Illinois ROINC # 84789479