



# DuPage Water Commission

600 E. Butterfield Road, Elmhurst, IL 60126-4642  
(630) 834-0100 Fax: (630) 834-0120

## AGENDA

### DUPAGE WATER COMMISSION

THURSDAY, JANUARY 17, 2019

6:30 P.M.

600 EAST BUTTERFIELD ROAD  
ELMHURST, IL 60126

- I. Call to Order and Pledge of Allegiance
- II. Roll Call  
(Majority of the Commissioners then in Office—minimum 7)
- III. Presentation of Plaques  
  
Daniel Loftus, County Representative District 2  
  
Michael Scheck, County Representative District 3
- IV. Oath of Office  
  
Frank Saverino, Municipal Representative District 6
- V. Public Comments (limited to 3 minutes per person)
- VI. Approval of Minutes  
(Concurrence of a Majority of those Commissioners Present, provided there is a quorum—minimum 4)

**RECOMMENDED MOTION: To approve the Minutes of the December 13, 2018 Rescheduled Meeting of the DuPage Water Commission (Voice Vote).**

- VII. Treasurer's Report  
(Concurrence of a Majority of those Commissioners Present, provided there is a quorum—minimum 4)

**RECOMMENDED MOTION: To accept the December 2018 Treasurer's Report (Voice Vote).**

All visitors must present a valid driver's license or other government-issued photo identification, sign in at the reception area and wear a visitor badge while at the DuPage Pumping Station.

## VIII. Committee Reports

## A. Finance Committee

1. Report of 1/17/19 Finance Committee
2. Actions on Other Items Listed on 1/17/19 Finance Committee Agenda

## B. Administration Committee

1. Report of 1/17/19 Administration Committee
2. Request for Board Action – To authorize the General Manager to enter into a Consulting Agreement with John J. Millner and Associates, Inc., subject to negotiation of acceptable terms, in an amount not to exceed \$24,000.00.

(Affirmative Majority of the Appointed Commissioners, containing the votes of at least 1/3 of the County Appointed Commissioners and 40% of the Municipal Appointed Commissioners—3 County + 3 Muni+1=7)

**RECOMMENDED MOTION: To adopt item number 2 under the Administration Report section of the Agenda in a single group pursuant to the Omnibus Vote Procedures (Roll Call).**

3. Actions on Other Items Listed on 1/17/19 Administration Committee Agenda

## C. Engineering &amp; Construction Committee

1. Report of 1/17/19 Engineering & Construction Committee
2. Request For Board Action: To Authorize Approval of Requisition No. 55884 to Roesch Ford for the Purchase of One ford F-350 Pickup Truck with Service Body and Snow Plow Equipment via the Suburban Purchasing Cooperative – Joint Purchasing Program **in the amount of \$50,867.00 to Roesch Ford**

(Concurrence of a Majority of the Appointed Commissioners - 7)

3. Request For Board Action: To Authorize the General Manager to issue a Purchase Order to Beyond Shades for an estimated cost of \$22,046.79 for the Purchase and Installation of Draperies at the DuPage Pump Station. **(Beyond Shades in an estimated amount of \$22,046.79)**

(Concurrence of a Majority of the Appointed Commissioners - 7)

**RECOMMENDED MOTION: To adopt item numbers 2 and 3 under the Engineering & Construction Report section of the Agenda in a single group pursuant to the Omnibus Vote Procedures (Roll Call).**

4. Actions on Other Items Listed on 1/17/19 Engineering & Construction Committee Agenda

IX. Accounts Payable

(Affirmative Majority of the Appointed Commissioners, containing the votes of at least 1/3 of the County Appointed Commissioners and 40% of the Municipal Appointed Commissioners—3 County + 3 Muni+1=7)

**RECOMMENDED MOTION: To approve the Accounts Payable in the amount of \$8,187,783.49 subject to submission of all contractually required documentation, for invoices that have been received (Roll Call).**

**RECOMMENDED MOTION: To approve the Accounts Payable in the amount of \$3,663,180.00 subject to submission of all contractually required documentation, for invoices that have not yet been received but have been estimated (Roll Call).**

X. Chairman's Report

- Presentation of Earth Flag and Water Quality Flag

XI. Omnibus Vote Requiring Majority Vote

XII. Omnibus Vote Requiring Super-Majority or Special Majority Vote

XIII. Old Business

XIV. New Business

XV. Executive Session

(Concurrence of a Majority of those Commissioners Present, provided there is a quorum—minimum 4)

**RECOMMENDED MOTION: To go into Executive Session to discuss security procedures pursuant to 5 ILCS 120/2(c)(8), to discuss matters related to personnel pursuant to 5 ILCS 120/2(c)(1) and (2), to discuss acquisition of real estate pursuant to 5 ILCS 120/2(c)(5), to discuss pending, probable, or imminent litigation pursuant to 5 ILCS 120/2(c)(11), and/or to discuss minutes of closed meetings pursuant to 5 ILCS 120/2(c)(21) (Roll Call).**

**RECOMMENDED MOTION: To come out of Executive Session (Voice Vote).**

XVI. Adjournment

(Concurrence of a Majority of those Commissioners Present, provided there is a quorum—minimum 4)

**MINUTES OF A RESCHEDULED MEETING OF THE  
DuPAGE WATER COMMISSION  
HELD ON THURSDAY, DECEMBER 13, 2018  
600 E. BUTTERFIELD ROAD  
ELMHURST, ILLINOIS**

The meeting was called to order by Chairman Zay at 6:30 P.M.

Commissioners in attendance: J. Fennell, R. Gans, D. Novotny, R. Obarski, J. Pruyn, D. Russo, F. Saverino, M. Scheck, P. Suess, and J. Zay

Commissioners Absent: J. Broda, J. Healy, and D. Loftus

Also in attendance: Treasurer W. Fates, J. Spatz, C. Johnson, C. Peterson, A. Stark, D. Cuvalo, T. McGhee, J. Rodriguez, F. Frelka, J. Schori, M. Weed, C. Bostick, E. Kazmierczak, B. Armstrong of Schirott, Luetkehans & Garner, LLC.

**PUBLIC COMMENT**

None

**APPROVAL OF MINUTES**

Commissioner Pruyn moved to approve the Minutes of the November 15, 2018 Meeting of the DuPage Water Commission. Seconded by Commissioner Russo and unanimously approved by a Voice Vote.

All voted aye. Motion carried.

**TREASURER'S REPORT**

Treasurer Fates presented the November 2018 Treasurer's Report consisting of 12 pages, noting that pages 1 and 2 contained a brief summary of the report.

Treasurer Fates pointed out the \$172.4 million of cash and investments on page 4, which reflected a decrease of about \$0.6 million from the previous month. Treasurer Fates also pointed out the schedule of investments on pages 5 through 10 totaling \$152.3 million and the market yield on the total portfolio showed 1.92% which reflected an increase from the prior month. On page 11, the statement of cash flows showed a decrease in cash and investments by about \$2.2 million and operating activities generated \$6.9 million, and roughly \$113,000 of sales tax was received. On page 12, the monthly cash/operating report showed that the Commission had met or exceeded all of its reserve requirements.

Commissioner Russo moved to accept the November 2018 Treasurer's Report. Seconded by Commissioner Saverino and unanimously approved by a Voice Vote.

All voted aye. Motion carried.

**COMMITTEE REPORTS**

**Finance Committee – Reported by Commissioner Suess**

Commissioner Suess reported that the Finance Committee had reviewed and approved all finance reports with no actions items for Board consideration. Commissioner Suess then referred to page 1 of the Financial Report specifically highlighting the Commission's year-to-date revenues which were about 104% of the current budget and expenses were about 99% of the current budget noting the favorable margin of about \$5M to \$6M where the Commission's revenues exceeded its expenses.

**Administration Committee – Reported by Commissioner Obarski**

Commissioner Obarski reported that the Administration Committee reviewed and recommended for approval all action items listed on the Administration Committee Agenda and welcomed any questions. Hearing none, Commissioner Obarski moved to adopt Resolution No. R-37-18: A Resolution Authorizing and Ratifying the Disposal of Certain Personal Property Owned by the DuPage Water Commission. Seconded by Commissioner Saverino and unanimously approved by a Roll Call Vote.

Ayes: J. Fennell, R. Gans, D. Novotny, R. Obarski, J. Pruyn, D. Russo, F. Saverino, M. Scheck, P. Suess, and J. Zay

Nays: None

Absent: J. Broda, J. Healy, and D. Loftus

**Engineering & Construction Committee – Reported by Commissioner Fennell**

Commissioner Fennell reported that the Engineering & Construction Committee reviewed and recommended for approval all action items listed on the Engineering & Construction Committee Agenda and welcomed any questions. Hearing none, Commissioner Fennell moved to adopt item numbers 2 through 9 under the Engineering & Construction Report section of the Agenda in a single group pursuant to the Omnibus Vote Procedures. Seconded by Commissioner Scheck and unanimously approved by a Roll Call Vote.

Ayes: J. Fennell, R. Gans, D. Novotny, R. Obarski, J. Pruyn, D. Russo, F. Saverino, M. Scheck, P. Suess, and J. Zay

Nays: None

Absent: J. Broda, J. Healy, and D. Loftus

Item 2: Resolution No. R-38-18: A Resolution Suspending the Purchasing Procedures and Authorize the Execution of a Consulting Agreement with IT Savvy, LLC, for Consulting Services at the December 13, 2018 DuPage Water Commission Meeting (IT Savvy in the amount of \$76,560.00)

Item 3: Resolution No. R-39-18: A Resolution Approving and Ratifying Certain Task Orders under a Master Contract with AECOM Technical Services, Inc., at the December 13, 2018 DuPage Water Commission Meeting (AECOM Technical Services, Inc., in an amount not-to-exceed \$7,700.00)

## Minutes of the 12/13/2018 Rescheduled Commission Meeting

- Item 4: Resolution No. R-40-18: A Resolution Approving and Ratifying Certain Contract Change Orders at the December 13, 2018 DuPage Water Commission Meeting (Injection and Waterproofing Systems, Inc. for an increase contract amount of \$3,772.00 and final price of \$153,272.00)
- Item 5: Resolution No. R-41-18: A Resolution Directing Advertisement for Bids on a Contract for 36-inch butterfly valves with manual Mechanical Operators and Hand Wheels at the December 13, 2018 DuPage Water Commission Meeting (no cost)
- Item 6: Resolution No. R-42-18: A Resolution Approving and Authorizing the Execution of a Master Agreement with Stantec Consulting Services, Inc., for Professional Engineering Services. (no cost)
- Item 7: Resolution No. R-43-18: A Resolution Approving and Ratifying Certain Work Authorization Orders Under Quick Response Contract QR-11/17 at the December 13, 2018 DuPage Water Commission Meeting (John Neri construction Co., Inc. at an estimated cost of \$192,375.00)
- Item 8: Resolution No. R-44-18: A Resolution Suspending the Purchasing Procedures and Authorizing the Execution of a Consulting Agreement with IT Savvy LLC for IT Cyber Security Services at the December 13, 2018 DuPage Water Commission Meeting (IT Savvy, LLC in the amount of \$221,605.62)
- Item 9: Request for Board Action: Suspend the Purchasing Procedures and Authorize the General Manager to Purchase the Services to Upgrade the Variable Frequency Drives at the Commission's TS1 Pumping Station from a Sole Sources Authorized Manufacturer Distributor, Englewood Electric Service Co., for a cost not-to-exceed \$125,000.00 at the December 13, 2018 DuPage Water Commission Meeting (Englewood Electric Service Co., for a cost not-to-exceed \$125,000.00)

### ACCOUNTS PAYABLE

Commissioner Russo moved to approve the Accounts Payable in the amount of \$7,583,143.31 subject to submission of all contractually required documentation, for invoices that have been received and to approve the Accounts Payable in the amount of \$2,977,325.00 subject to submission of all contractually required documentation, for invoices that have not yet been received but have been estimated. Seconded by Commissioner Gans and unanimously approved by a Roll Call Vote.

Ayes: J. Fennell, R. Gans, D. Novotny, R. Obarski, J. Pruyne, D. Russo, F. Saverino, M. Scheck, P. Suess, and J. Zay

Nays: None

Absent: J. Broda, J. Healy, and D. Loftus

Minutes of the 12/13/2018 Rescheduled Commission Meeting

**CHAIRMAN'S REPORT**

Chairman Zay began by informing Board members that both Commissioner's Loftus and Scheck would not be seeking another term therefore the Engineering Committee would be changing. With that said, Chairman Zay suggested that the Board think about switching the Committee start times to have the Engineering Committee start at the earlier time. Once the new members are in place, he stated he would circle back to the discussion.

Chairman Zay then asked General Manager Spatz to report on last month's employee salary adjustments. General Manager Spatz began with how appreciative the employees had been and how the new salary adjustments were more in line with other industries. General Manager Spatz stated that he had heard from a couple employees that they had been actively seeking other opportunities but had since stopped due to the increase. Plus, one employee that had planned on retiring at the end of the year had decided to stay for one more year. Chairman Zay added that he felt the morale had greatly improved and thanked the Board for their support.

**OMNIBUS VOTE REQUIRING MAJORITY VOTE**

None

**OMNIBUS VOTE REQUIRING SUPER-MAJORITY OR SPECIAL MAJORITY VOTE**

None

**OLD BUSINESS**

None

**NEW BUSINESS**

None

**EXECUTIVE SESSION**

None

Commissioner's Suess and Saverino thanked General Manager Spatz and staff for another successful year noting their continued hard work was appreciated. After Chairman Zay wished everyone a Happy Holiday, Commissioner Gans moved to adjourn the meeting at 6:43 P.M. Seconded by Commissioner Russo and unanimously approved by a Voice Vote.

All voted aye. Motion carried.

## DUPAGE WATER COMMISSION INTEROFFICE MEMORANDUM

**TO:** Chairman and Commissioners  
**FROM:** Bill Fates, Treasurer  
**DATE:** January 8, 2019  
**SUBJECT:** **TREASURER'S REPORT – December 31, 2018**

I am pleased to report that I have reviewed and approved all journal entries and bank reconciliations for the month of December. I have also reviewed the monthly financial statements and budget status reports, and found them to be in order.

### **Summary of Cash & Investments (Page 4)**

1. Cash and investments totaled \$172.7 million at December 31<sup>st</sup>, an increase of \$0.3 million compared to the previous month. Cash inflows from operating and investment activities were offset by cash outflows related to the Bartlett project.
2. The balance in the BMO Harris checking account was \$20.2 million at December 31<sup>st</sup>, fairly flat compared to the \$20.1 million reported last month.
3. The BMO Harris money market accounts had \$12.4 million at month-end, relatively unchanged from the prior month balance.
4. During the month of December, the IIIT money market accounts decreased by approximately \$2.6 million from the prior month.
5. In December, our holdings of U.S. Treasury investments, Municipal Bonds, and Asset Backed Securitizations increased by \$2.4 million, \$1.1 million and \$2.0 million, respectively. In addition, U.S. Agency investments decreased by \$2.7 million.
6. The current holdings of cash and investments are in compliance with the approved investment policy.
7. For the eight months ended December 31, 2018, the Commission's cash and investments decreased a total of \$1.9 million.
  - The Operating & Maintenance Account decreased by \$1.1 for an ending balance of \$32.6 million.
  - The General Account increased by \$7.2 million for an ending balance of \$13.6 million.
  - The Sales Tax Account remained unchanged at \$283.
  - The Capital Reserve Fund decreased by \$8.8 million for a balance of \$42.9 million. The decline is due to the transfer of funds to pay for expenses related to the Bartlett project.



- The Operating Reserve Account increased \$0.6 million for a balance of \$68.7 million.
- The Long-Term Capital Reserve Account increased by \$0.2 million for a balance of \$14.9 million.

The following table presents a summary of the changes in cash position by account.

**Cash and Investments by Account**

Account	Balance 4/30/2018	Balance 12/31/2018	Increase (Decrease)
Operations & Maintenance	\$33,660,052	\$32,552,341	\$(1,107,711)
General Account	6,434,492	13,615,229	7,180,737
Sales Tax	279	283	4
Operating Reserve	68,095,853	68,715,467	619,614
Capital Reserve	51,699,745	42,952,755	(8,746,990)
Long-Term Cap. Reserve	14,706,490	14,871,544	165,054
<b>Total Cash &amp; Investments</b>	<b>\$174,596,911</b>	<b>\$172,707,619</b>	<b>\$(1,889,292)</b>

**Schedule of Investments (Pages 5-10)**

1. The average yield to maturity on the Commission's investments was 2.0%, an increase from the prior month average yield to maturity of 1.92%.
2. The portfolio ended the month of December 2018 with \$1.4 million of unrealized losses, compared to \$2.8 million in unrealized losses at April 30, 2018.
3. The amortized cost of our investments was \$152.5 million at December 31<sup>st</sup>.


**Statement of Cash Flows (Page 11)**

1. The statement of cash flows shows a breakdown of the \$1.9 million decrease in cash and investments for the fiscal year.
2. Operating activities generated \$8.0 million as of the end of December 2018.
3. Approximately \$113,000 of sales tax revenue was received.
4. Loans Receivable, primarily related to Bartlett activity, increased by approximately \$10.8 million.
5. Capital Assets purchased were \$866,000.
6. Cash flow from investment activity generated \$1.7 million of income.

**Reserve Analysis (Page 12)**

1. The reserve analysis report shows the commission has met or exceeded all recommended reserve balances at December 31<sup>st</sup>. The Commission continues to adjust reserves targeted and transfer funds from the Capital Reserve account as the Bartlett project proceeds.
2. The Operating and Maintenance Account was \$32.6 million which is a balance currently sufficient enough to cover an estimated 89 days of normal operation and maintenance costs.
3. The Operating Reserve account was \$68.7 million which is approximately 188 days, this amount meets the minimum balance per the reserve policy.

Respectfully submitted,



---

Bill Fates, CPA  
Treasurer

DU PAGE WATER COMMISSION  
 TREASURER'S REPORT  
 SUMMARY OF CASH AND INVESTMENTS  
 December 31, 2018

FUNDS CONSIST OF:	December 31, 2018	November 30, 2018	INCR. - (DECR.)
PETTY CASH	1,300.00	1,300.00	0.00
CASH AT HARRIS BANK	20,189,715.21	20,073,301.93	116,413.28
<b>TOTAL CASH</b>	<b>20,191,015.21</b>	<b>20,074,601.93</b>	<b>116,413.28</b>
IIIT MONEY MARKET FUNDS	11,460,631.40	14,057,354.70	(2,596,723.30)
BMO HARRIS MONEY MARKET FUNDS	12,361,325.34	12,336,805.85	24,519.49
U. S. TREASURY INVESTMENTS	66,362,987.05	63,995,843.32	2,367,143.73
U. S. AGENCY INVESTMENTS	39,307,624.83	42,047,863.07	(2,740,238.24)
MUNICIPAL BONDS	5,919,646.98	4,775,026.97	1,144,620.01
COMMERCIAL PAPER	0.00	0.00	0.00
ASSET BACKED SEC/COLLATERALIZED MORTGAGE OBLIG	17,104,388.57	15,124,168.98	1,980,219.59
<b>TOTAL INVESTMENTS</b>	<b>152,516,604.17</b>	<b>152,337,062.89</b>	<b>179,541.28</b>
<b>TOTAL CASH AND INVESTMENTS</b>	<b>172,707,619.38</b>	<b>172,411,664.82</b>	<b>295,954.56</b>
	December 31, 2018	November 30, 2018	% CHANGE
IIIT MONEY MARKET FUNDS	7.5%	9.3%	-18.5%
BMO HARRIS MONEY MARKET FUNDS	8.1%	8.1%	0.2%
U. S. TREASURY INVESTMENTS	43.5%	42.0%	3.7%
U. S. AGENCY INVESTMENTS	25.8%	27.6%	-6.5%
MUNICIPAL BONDS	3.9%	3.1%	24.0%
COMMERCIAL PAPER	0.0%	0.0%	N/A
ASSET BACKED SEC/COLLATERALIZED MORTGAGE OBLIG	11.2%	9.9%	13.1%
<b>TOTAL INVESTMENTS</b>	<b>100.0%</b>	<b>100.0%</b>	<b>0.1%</b>

Note 1 - Investments are carried at amortized cost.

DU PAGE WATER COMMISSION  
 INVESTMENTS  
 (Unaudited)  
 December 31, 2018

FUND SOURCE	COUPON RATE	PURCHASE DATE	MATURITY DATE		YIELD TO MATURITY (COST)	PAR VALUE	PURCHASE PRICE	AMORTIZED DISCOUNT (PREMIUM)	AMORTIZED COST	ACCRUED INTEREST 12/31/18
<b>Water Fund Oper. &amp; Maint. Acct. (01-121103)</b>										
BMO Harris - Money Market	2.380%	12/31/18	01/01/19	1	2.380%	\$ 12,361,325.34	\$ 12,361,325.34	0.00	\$ 12,361,325.34	-
<b>Water Fund General Account (01-121700)</b>										
IIT - Money Market	2.460%	12/31/18	01/01/19	1	2.460%	8,549,276.18	8,549,276.18	0.00	8,549,276.18	-
US Treasury Notes	0.750%	06/22/17	02/15/19	46	1.340%	220,000.00	217,885.94	1,956.14	219,842.08	623.23
Inter-American Development Bank	1.000%	04/12/16	05/13/19	133	1.100%	155,000.00	154,535.00	408.93	154,943.93	206.67
Inter-American Development Bank	1.000%	04/12/16	05/13/19	133	1.100%	265,000.00	264,205.00	699.14	264,904.14	353.33
FHLB Notes	1.250%	12/08/16	01/16/19	16	1.250%	700,000.00	699,972.00	27.40	699,999.40	4,010.42
Freddie Mac Notes	1.125%	03/31/16	04/15/19	105	1.050%	925,000.00	927,201.50	(1,989.52)	925,211.98	2,196.88
FHLB Global Note	1.125%	06/27/16	06/21/19	172	0.820%	1,125,000.00	1,135,196.42	(8,563.00)	1,126,633.42	351.56
FNMA Notes	0.875%	08/31/16	08/28/19	240	1.050%	1,675,000.00	1,672,387.00	2,030.54	1,674,417.54	5,722.92
			Weighted Avg Maturity	57	1.933%	\$ 13,614,276.18	\$ 13,620,659.04	(5,430.37)	\$ 13,615,228.67	\$ 13,465.01
<b>Sales Tax Funds (01-123000)</b>										
IIT - Money Market	2.460%	12/31/18	01/01/19	1	2.460%	282.66	282.66	0.00	282.66	-
			Weighted Avg Maturity	1	2.460%	\$ 282.66	\$ 282.66	0.00	\$ 282.66	\$ -

DU PAGE WATER COMMISSION  
 INVESTMENTS  
 (Unaudited)  
 December 31, 2018

FUND SOURCE	COUPON RATE	PURCHASE DATE	MATURITY DATE		YIELD TO MATURITY (COST)	PAR VALUE	PURCHASE PRICE	AMORTIZED DISCOUNT (PREMIUM)	AMORTIZED COST	ACCRUED INTEREST 12/31/18
Water Fund Operating Reserve (01-121800)										
IIIT - Money Market	2.460%	12/31/18	01/01/19	1	2.460%	278,713.77	278,713.77	0.00	278,713.77	-
US Treasury Notes	2.125%	12/30/15	08/31/20	609	1.740%	475,000.00	483,219.73	(5,218.77)	478,000.96	3,429.64
US Treasury Notes	1.750%	02/03/16	10/31/20	670	1.350%	740,000.00	753,701.56	(8,309.86)	745,391.70	2,217.96
US Treasury Notes	2.625%	05/03/16	11/15/20	685	1.210%	250,000.00	265,507.81	(8,995.95)	256,511.86	852.04
US Treasury Notes	2.000%	03/24/16	11/30/20	700	1.380%	2,000,000.00	2,056,015.63	(32,717.23)	2,023,298.40	3,516.48
US Treasury Notes	2.375%	03/31/16	12/31/20	731	1.280%	775,000.00	813,931.64	(22,270.72)	791,660.92	50.85
US Treasury Notes	2.000%	07/06/16	02/28/21	790	0.920%	775,000.00	812,902.34	(20,080.57)	792,821.77	5,266.57
US Treasury Notes	1.250%	06/27/16	03/31/21	821	0.980%	1,285,000.00	1,281,108.99	(8,409.48)	1,272,699.51	4,040.01
US Treasury Notes	2.000%	01/05/17	05/31/21	882	1.870%	1,300,000.00	1,307,007.81	(3,091.20)	1,303,916.61	2,285.71
US Treasury Notes	2.000%	09/01/16	05/31/21	882	1.220%	1,950,000.00	2,020,078.13	(33,932.11)	1,986,146.02	3,428.57
US Treasury Notes	2.000%	10/05/16	08/31/21	974	1.210%	1,275,000.00	1,322,862.30	(21,544.48)	1,301,317.82	8,664.36
US Treasury Notes	2.000%	12/05/16	08/31/21	974	1.930%	2,150,000.00	2,156,382.81	(2,711.17)	2,153,671.64	14,610.50
US Treasury Notes	1.250%	03/13/17	10/31/21	1,035	2.110%	855,000.00	822,603.52	12,213.89	834,817.41	1,830.46
US Treasury Notes	2.000%	08/30/17	10/31/21	1,035	1.640%	2,000,000.00	2,028,515.63	(8,931.87)	2,019,583.76	6,850.83
US Treasury Notes	1.750%	04/03/17	11/30/21	1,065	1.860%	1,500,000.00	1,492,734.38	2,652.31	1,495,386.69	2,307.69
US Treasury Notes	1.750%	10/03/17	11/30/21	1,065	1.860%	1,500,000.00	1,495,195.31	1,404.90	1,496,600.21	2,307.69
US Treasury Notes	2.125%	06/28/17	12/31/21	1,096	1.720%	4,000,000.00	4,070,781.25	(23,090.01)	4,047,691.24	234.81
US Treasury Notes	1.750%	08/01/17	02/28/22	1,155	1.780%	1,800,000.00	1,797,539.06	747.93	1,798,286.99	10,703.04
US Treasury Notes	1.750%	05/11/17	04/30/22	1,216	1.930%	1,050,000.00	1,040,935.55	2,900.89	1,043,836.44	3,147.10
US Treasury Notes	1.875%	01/02/18	09/30/22	1,369	2.240%	275,000.00	270,552.73	896.36	271,449.09	1,317.39
US Treasury Notes	2.125%	09/05/18	12/31/22	1,461	2.770%	1,175,000.00	1,144,248.05	2,162.21	1,146,410.26	68.97
US Treasury Notes	1.750%	06/04/18	01/31/23	1,492	2.760%	3,600,000.00	3,442,640.63	18,289.61	3,460,930.24	26,364.13
US Treasury Notes	1.750%	12/04/18	05/15/23	1,596	2.830%	2,000,000.00	1,910,781.25	1,364.85	1,912,146.10	4,544.20
US Treasury Notes	1.375%	12/10/18	06/30/23	1,842	2.710%	1,000,000.00	943,085.94	644.21	943,730.15	37.98
African Development Bank Note	1.125%	09/14/16	09/20/19	263	1.160%	505,000.00	504,464.70	405.29	504,869.99	1,593.91
Intl Bank of Recons and Dev Notes Global Notes	1.125%	08/18/17	11/27/19	331	1.500%	850,000.00	843,028.87	4,153.72	847,182.59	903.13
Intl Bank of Recons and Dev Notes (World Bank)	1.625%	03/14/16	03/09/21	799	1.730%	925,000.00	920,597.00	2,424.43	923,021.43	4,676.39
Intl Bank of Recons and Dev Notes Global Notes	2.750%	07/18/18	07/23/21	935	2.830%	790,000.00	788,151.40	257.59	788,408.99	9,414.17
CT ST Taxable GO Bonds	1.974%	03/25/15	03/15/19	74	1.970%	300,000.00	300,000.00	0.00	300,000.00	1,743.70
UNIV OF CAL Taxable Rev Bonds	2.003%	03/25/15	05/15/19	135	2.000%	135,000.00	135,000.00	0.00	135,000.00	345.52
FL ST Board Admin Fin Corp Taxable Rev Bonds	2.163%	03/08/16	07/01/19	182	2.160%	925,000.00	925,000.00	0.00	925,000.00	10,003.88
CT ST Taxable GO Bonds	1.300%	08/03/16	08/15/19	227	1.230%	710,000.00	711,533.60	(1,210.47)	710,323.13	3,486.89
MS ST Taxable GO Bonds	1.679%	02/18/15	10/01/19	274	1.680%	310,000.00	310,000.00	0.00	310,000.00	1,301.23
NY Trans Fin Auth, NY Txbi Rev Bonds	2.750%	04/23/15	02/01/20	397	1.880%	375,000.00	389,816.25	(11,338.20)	378,478.05	4,296.88
NY ST Dorm Auth Pitts Txbi Rev Bonds	3.100%	12/12/18	03/15/21	805	3.100%	610,000.00	610,000.00	0.00	610,000.00	525.28
NY Trans Fin Auth, NY Txbi Rev Bonds	1.500%	07/14/16	05/01/21	852	1.500%	600,000.00	600,000.00	0.00	600,000.00	1,500.00
FHMS K731 A1	3.481%	04/13/18	04/25/24	1,942	2.740%	343,231.00	350,095.62	(836.46)	349,259.16	995.66
FNMA Pool #AJ3174	3.500%	02/17/16	10/01/26	2,831	2.270%	247,166.04	262,613.93	(2,777.55)	259,836.38	720.90
FNMA Pool #AT3221	3.500%	06/17/16	03/01/27	2,982	2.270%	274,113.19	291,416.58	(2,540.02)	288,876.56	799.50
FN AL2092	3.000%	03/06/18	07/25/27	3,128	2.900%	470,797.70	471,386.20	(78.08)	471,308.12	1,176.99
FN AP4718	2.500%	07/20/18	08/25/27	3,159	2.960%	325,175.79	318,723.08	189.45	318,912.53	677.45
Fannie Mae Pool	3.500%	04/05/18	02/01/28	3,319	2.770%	644,594.06	659,298.87	(1,691.76)	657,607.11	1,880.07
Fannie Mae Pool	3.500%	04/05/18	03/01/28	3,348	2.780%	130,253.27	133,224.67	(346.96)	132,877.71	379.91
FN CA1940	4.000%	07/11/18	06/01/28	3,440	3.080%	479,686.50	493,927.18	(1,061.59)	492,865.59	1,598.95
FNMA Pool #AU1266	3.000%	10/31/17	07/25/28	3,494	2.240%	521,549.42	534,832.62	(792.82)	534,039.80	1,303.87
FNMA Pool #AS4197	3.500%	07/16/15	01/01/30	4,019	2.820%	213,556.72	226,103.19	(2,505.40)	223,597.79	622.87
FHLMC Pool #U49048	3.000%	03/17/16	08/01/30	4,231	2.350%	336,122.21	350,880.07	(2,376.52)	348,503.55	840.31
FNMA Pool #AL7738	3.500%	02/17/16	11/01/30	4,323	2.550%	343,220.04	365,475.71	(4,221.70)	361,254.01	1,001.06
Fannie Mae Pool	3.500%	02/13/18	01/25/33	5,139	2.980%	570,777.99	583,977.22	(1,263.53)	582,713.69	1,664.77
Freddie Mac Pool	4.000%	06/07/18	02/15/33	5,160	3.260%	284,401.45	292,977.93	(541.32)	292,436.61	948.00
FN CA1455	4.000%	12/20/18	03/25/33	5,198	3.290%	552,868.13	567,251.34	0.00	567,251.34	1,842.89

DU PAGE WATER COMMISSION  
INVESTMENTS  
(Unaudited)  
December 31, 2018

FUND SOURCE	COUPON RATE	PURCHASE DATE	MATURITY DATE		YIELD TO MATURITY (COST)	PAR VALUE	PURCHASE PRICE	AMORTIZED DISCOUNT (PREMIUM)	AMORTIZED COST	ACCRUED INTEREST 12/31/18
Water Fund Operating Reserve (01-121800) Continued...										
FNMA Series 2015-M15 ASQ2	1.899%	11/30/15	01/01/19	1	1.200%	4,634.39	4,680.73	(46.34)	4,634.39	7.33
Fannie Mae Series 2015-M13 ASQ2	1.646%	10/30/15	09/01/19	244	1.080%	28,454.92	28,739.86	(266.44)	28,473.42	39.03
FHLMC Multifamily Structured Pool	4.251%	06/12/18	01/25/20	390	1.570%	525,000.00	535,664.06	(3,579.82)	532,084.24	1,859.81
Fannie Mae Series 2016-M1 ASQ2	2.132%	01/29/16	02/01/21	763	1.680%	658,806.51	665,382.97	(4,460.57)	660,922.40	1,170.40
FHMS KJ23 A1	3.174%	12/07/18	03/01/22	1,156	3.050%	770,000.00	769,993.84	0.00	769,993.84	2,036.65
FHLMC Series K032 A1	3.016%	06/13/18	02/01/23	1,493	2.880%	216,304.48	216,819.90	(122.63)	216,697.27	543.65
FHLMC Multifamily Structured Pool	2.669%	06/13/18	02/25/23	1,517	2.810%	246,207.08	244,947.20	83.12	245,030.32	547.61
FHMS J22F A1	3.454%	11/07/18	05/25/23	1,606	3.280%	423,995.42	423,983.98	(0.01)	423,983.97	1,220.40
FHMS KP05 A1	3.203%	12/07/18	07/01/23	1,643	3.110%	310,000.00	309,999.07	0.93	310,000.00	827.44
FHLMC Multifamily Structured Pool	2.741%	10/31/17	10/25/23	1,759	2.010%	639,168.36	651,950.45	(2,503.54)	649,446.91	1,459.97
FHLMC Multifamily Structured Pool	2.951%	12/15/17	02/25/24	1,882	2.240%	633,675.60	646,326.95	(2,118.66)	644,208.29	1,558.31
FHMS K732 A1	3.627%	06/20/18	09/25/24	2,095	2.900%	345,636.90	352,544.81	(524.30)	352,020.51	1,044.69
FNA 2017-M15 AV1	2.724%	11/30/17	11/25/24	2,156	2.230%	76,459.98	77,383.76	(160.94)	77,222.82	167.96
FHS 287 150	1.500%	12/21/17	10/15/27	3,210	2.480%	534,083.91	518,061.39	689.72	518,751.11	667.60
FNMA Benchmark Note	0.875%	07/29/16	08/02/19	214	0.930%	1,600,000.00	1,597,312.00	2,157.09	1,599,469.09	5,794.44
FHLB Global Note	0.875%	08/03/16	08/05/19	217	0.940%	600,000.00	598,848.00	921.43	599,769.43	2,129.17
FHLB Notes	1.375%	11/17/16	11/15/19	319	1.380%	1,790,000.00	1,789,588.30	289.93	1,789,878.23	3,144.93
FNMA Benchmark Note	1.750%	12/03/14	11/26/19	330	1.610%	475,000.00	478,063.75	(2,490.14)	475,573.61	808.16
FNMA Notes	1.500%	02/24/17	02/28/20	424	1.520%	1,075,000.00	1,074,312.00	418.73	1,074,730.73	5,509.38
FHLMC Agency	1.375%	04/19/17	04/20/20	476	1.490%	1,075,000.00	1,071,323.50	2,060.33	1,073,383.83	2,915.19
FNMA Notes	1.500%	08/01/17	07/30/20	577	1.600%	1,500,000.00	1,495,455.00	2,121.41	1,497,576.41	9,437.50
FHLB Notes	1.375%	09/08/17	09/28/20	637	1.480%	600,000.00	598,074.00	816.96	598,890.96	2,131.25
FNMA Notes	2.875%	10/30/18	10/30/20	669	2.910%	1,500,000.00	1,499,130.00	70.83	1,499,200.83	7,187.50
FHLB Global Note	1.125%	08/02/16	07/14/21	926	1.210%	1,000,000.00	996,160.00	1,843.89	998,003.89	5,218.75
FHLB Global Note	1.125%	07/14/16	07/14/21	926	1.250%	1,525,000.00	1,515,726.48	4,495.24	1,520,221.72	7,958.59
Freddie Mac Notes	2.900%	08/22/18	08/27/21	970	2.900%	1,335,000.00	1,335,000.00	0.00	1,335,000.00	13,335.17
Federal Home Loan Banks Notes	3.000%	09/13/18	09/20/21	994	3.000%	1,335,000.00	1,335,000.00	0.00	1,335,000.00	11,236.25
Fannie Mae Notes	1.875%	04/06/17	04/05/22	1,191	1.970%	1,120,000.00	1,114,971.20	1,684.13	1,116,655.33	5,016.87
Weighted Avg Maturity			1,184		1.974%	\$ 68,703,654.83	\$ 68,896,265.05	(180,797.81)	\$ 68,715,467.24	\$ 259,294.96

DU PAGE WATER COMMISSION  
INVESTMENTS  
(Unaudited)  
December 31, 2018

FUND SOURCE	COUPON RATE	PURCHASE DATE	MATURITY DATE		YIELD TO MATURITY (COST)	PAR VALUE	PURCHASE PRICE	AMORTIZED DISCOUNT (PREMIUM)	AMORTIZED COST	ACCRUED INTEREST 12/31/18
Water Fund L-T Water Capital Reserve (01-121900)										
IIIT - Money Market (PFM Asset Management)	2.460%	12/31/18	01/01/19	1	2.460%	197,229.78	197,229.78	0.00	197,229.78	-
US Treasury Notes	2.500%	06/04/18	05/31/20	517	2.510%	500,000.00	499,941.41	17.40	499,958.81	1,098.90
US Treasury Notes	1.750%	02/03/16	10/31/20	670	1.350%	250,000.00	254,628.91	(2,807.39)	251,821.52	749.31
US Treasury Notes	2.000%	03/28/16	11/30/20	700	1.380%	265,000.00	272,442.77	(4,340.27)	268,102.50	465.93
US Treasury Notes	1.625%	11/14/16	11/30/20	700	1.400%	320,000.00	322,800.00	(1,456.12)	321,343.88	457.14
US Treasury Notes	2.000%	03/28/16	10/31/21	1,035	1.520%	275,000.00	282,014.65	(3,390.85)	278,623.80	941.99
US Treasury Notes	1.875%	01/12/15	11/30/21	1,065	1.780%	260,000.00	261,675.78	(940.95)	260,734.83	428.57
US Treasury Notes	1.500%	12/30/15	01/31/22	1,127	2.040%	75,000.00	72,697.27	1,101.80	73,799.07	470.79
US Treasury Notes	1.500%	09/03/15	01/31/22	1,127	1.870%	350,000.00	342,234.38	3,916.71	346,151.09	2,197.01
US Treasury Notes	1.625%	02/26/15	08/15/22	1,323	1.820%	175,000.00	172,662.11	1,165.02	173,827.13	1,074.13
US Treasury Notes	1.625%	12/04/15	11/15/22	1,415	1.930%	200,000.00	196,109.38	1,660.36	197,769.74	421.96
US Treasury Notes	1.500%	02/01/17	03/31/23	1,551	2.210%	425,000.00	407,800.78	5,099.61	412,900.39	1,628.78
US Treasury Notes	1.750%	04/24/15	05/15/23	1,596	1.790%	390,000.00	388,781.25	537.03	389,318.28	886.12
US Treasury Notes	1.375%	08/31/17	06/30/23	1,642	1.850%	175,000.00	170,378.91	1,014.85	171,393.76	6.65
US Treasury Notes	1.375%	01/03/17	08/31/23	1,704	2.240%	200,000.00	189,320.31	3,032.30	192,352.61	934.39
US Treasury Notes	1.375%	09/01/16	08/31/23	1,704	1.470%	275,000.00	273,259.77	561.20	273,820.97	1,284.79
US Treasury Notes	2.750%	12/05/16	11/15/23	1,780	2.260%	60,000.00	61,877.34	(530.26)	61,347.08	214.23
US Treasury Notes	2.750%	03/28/16	11/15/23	1,780	1.720%	150,000.00	160,974.61	(3,805.96)	157,168.65	535.57
US Treasury Notes	2.750%	10/09/15	11/15/23	1,780	1.910%	155,000.00	164,766.21	(3,715.20)	161,051.01	553.42
US Treasury Notes	2.750%	05/26/16	11/15/23	1,780	1.650%	275,000.00	296,097.66	(7,026.89)	289,070.77	981.87
US Treasury Notes	2.750%	10/05/16	02/15/24	1,872	1.460%	75,000.00	81,738.28	(1,973.64)	79,764.64	779.04
US Treasury Notes	2.500%	03/16/17	05/15/24	1,962	2.450%	300,000.00	300,960.94	(221.48)	300,739.46	973.76
US Treasury Notes	2.000%	06/28/17	05/31/24	1,978	1.970%	285,000.00	285,545.51	(111.44)	285,434.07	501.10
US Treasury Notes	2.375%	03/28/16	08/15/24	2,054	1.810%	200,000.00	208,679.69	(2,714.76)	205,964.93	1,794.16
US Treasury Notes	2.375%	08/02/17	08/15/24	2,054	2.070%	200,000.00	204,039.06	(763.78)	203,275.28	1,794.16
US Treasury Notes	2.125%	12/01/17	11/30/24	2,161	2.280%	475,000.00	470,416.99	659.32	471,076.31	887.36
US Treasury Notes	2.125%	05/03/16	05/15/25	2,327	1.760%	150,000.00	154,558.59	(1,266.88)	153,291.71	413.85
US Treasury Notes	2.875%	07/02/18	05/31/25	2,343	2.830%	250,000.00	250,732.42	(44.71)	250,687.71	631.87
US Treasury Notes	2.250%	07/06/16	11/15/25	2,511	1.320%	105,000.00	113,613.28	(2,184.39)	111,428.89	306.73
US Treasury Notes	2.250%	06/27/16	11/15/25	2,511	1.450%	115,000.00	123,036.52	(2,043.06)	120,993.46	335.95
US Treasury Notes	1.625%	06/04/18	05/15/26	2,692	2.930%	250,000.00	227,099.61	1,483.68	228,583.29	527.45
US Treasury Notes	1.625%	09/10/18	05/15/26	2,692	2.900%	275,000.00	250,980.47	866.06	251,846.53	580.20
US Treasury Notes	1.500%	11/06/18	08/15/26	2,784	3.160%	150,000.00	132,948.22	291.96	133,241.18	849.86
US Treasury Notes	2.000%	12/04/18	11/15/26	2,876	2.920%	225,000.00	210,445.31	118.08	210,563.39	584.25
US Treasury Notes	2.250%	06/04/18	08/15/27	3,149	2.950%	250,000.00	236,035.16	771.38	236,806.54	2,124.66
Inter-American Development Bank	1.000%	04/12/16	05/13/19	133	1.100%	140,000.00	139,580.00	369.36	139,949.36	186.67
Intl Bank of Recons and Dev Notes (World Bank)	1.625%	03/14/16	03/09/21	799	1.730%	150,000.00	149,286.00	393.15	149,679.15	758.33
Asian Development Bank Note	1.625%	03/16/16	03/16/21	806	1.640%	150,000.00	149,884.50	63.33	149,947.83	710.94
Intl Bank of Recons and Dev Notes Global Notes	2.750%	07/18/18	07/23/21	935	2.830%	250,000.00	249,415.00	81.52	249,496.52	2,979.17
FL ST Board Admin Fin Corp Taxable Rev Bonds	2.163%	03/08/16	07/01/19	182	2.160%	150,000.00	150,000.00	0.00	150,000.00	1,622.25
MS ST Taxable GO Bonds	1.679%	02/18/15	10/01/19	274	1.680%	40,000.00	40,000.00	0.00	40,000.00	167.90
NY Trans Fin Auth, NY Txbi Rev Bonds	2.750%	04/23/15	02/01/20	397	1.880%	75,000.00	77,963.25	(2,267.64)	75,695.61	859.38
CT ST Taxable GO Bonds	2.294%	03/25/15	03/15/20	440	2.290%	70,000.00	70,000.00	0.00	70,000.00	472.82
UNIV OF CAL Taxable Rev Bonds	2.253%	03/25/15	05/15/20	501	2.250%	50,000.00	50,000.00	0.00	50,000.00	143.94
NY Trans Fin Auth, NY Txbi Rev Bonds	1.500%	07/14/16	05/01/21	852	1.500%	100,000.00	100,000.00	0.00	100,000.00	250.00
NY ST Dorm Auth Pits Txbi Rev Bonds	3.250%	12/12/18	03/15/23	1,535	3.250%	180,000.00	180,000.00	0.00	180,000.00	162.50
FNMA Pool #AJ3174	3.500%	02/17/16	10/01/26	2,831	2.270%	39,589.37	42,063.68	(444.86)	41,618.82	115.47
FNMA Pool #AT3221	3.500%	06/17/16	03/01/27	2,982	2.270%	50,091.74	53,253.77	(464.15)	52,789.62	146.10
FNMA Pool #AU1266	3.000%	10/31/17	07/25/28	3,494	2.240%	120,357.55	123,422.92	(182.97)	123,239.95	300.89
FNMA Pool #AS4197	3.500%	07/16/15	01/01/30	4,019	2.620%	52,761.08	55,860.80	(618.98)	55,241.82	153.89
FHLMC Pool #U49048	3.000%	03/17/16	08/01/30	4,231	2.350%	50,418.32	52,632.02	(356.50)	52,275.52	126.05
FNMA Pool #AL7738	3.500%	02/17/16	11/01/30	4,323	2.550%	56,647.99	60,321.27	(696.80)	59,624.47	165.22
Freddie Mac Pool	4.000%	06/07/18	02/15/33	5,160	3.260%	87,508.13	90,147.04	(166.55)	89,980.49	291.69
FN CA1455	4.000%	12/20/18	03/25/33	5,198	3.290%	123,918.72	127,142.54	0.00	127,142.54	413.06

DU PAGE WATER COMMISSION  
INVESTMENTS  
(Unaudited)  
December 31, 2018

FUND SOURCE	COUPON RATE	PURCHASE DATE	MATURITY DATE		YIELD TO MATURITY (COST)	PAR VALUE	PURCHASE PRICE	AMORTIZED DISCOUNT (PREMIUM)	AMORTIZED COST	ACCRUED INTEREST 12/31/18
Water Fund L-T Water Capital Reserve (01-121900) Continued...										
FNMA Series 2015-M15 ASQ2	1.899%	11/30/15	01/01/19	1	1.200%	1,069.48	1,080.17	(10.69)	1,069.48	1.69
Fannie Mae Series 2015-M13 ASQ2	1.646%	10/30/15	09/01/19	244	1.080%	5,356.20	5,409.84	(50.16)	5,359.68	7.35
Fannie Mae Series 2016-M1 ASQ2	2.132%	01/29/16	02/01/21	763	1.680%	124,639.05	125,883.25	(843.90)	125,039.35	221.44
FHMS J2F A1	3.454%	11/07/18	05/25/23	1,606	3.280%	89,787.27	89,784.85	0.00	89,784.85	258.44
FHMS KP05 A1	3.203%	12/07/18	07/01/23	1,643	3.110%	65,000.00	64,999.81	0.19	65,000.00	173.50
FHLMC Multifamily Structured Pool	2.741%	10/31/17	10/25/23	1,759	2.010%	122,917.00	125,375.09	(481.45)	124,893.64	280.76
FHLMC Multifamily Structured Pool	2.951%	12/15/17	02/25/24	1,882	2.240%	194,977.11	198,869.82	(651.88)	198,217.94	479.48
FHMS K732 A1	3.627%	06/20/18	09/25/24	2,095	2.900%	98,753.41	100,727.10	(149.80)	100,577.30	298.48
FHLB Global Note	1.125%	06/02/16	06/21/19	172	1.140%	375,000.00	374,842.50	132.68	374,975.18	117.19
FNMA Notes	1.000%	10/19/16	08/28/19	240	1.040%	1,385,000.00	1,383,476.50	1,169.47	1,384,645.97	4,732.08
FHLB Global Note	1.125%	07/13/16	07/14/21	926	1.230%	250,000.00	248,767.50	597.96	249,365.46	1,304.69
Freddie Mac Notes	2.900%	08/22/18	08/27/21	970	2.900%	285,000.00	285,000.00	0.00	285,000.00	2,846.83
Federal Home Loan Banks Notes	3.000%	09/13/18	09/20/21	994	3.000%	285,000.00	285,000.00	0.00	285,000.00	2,398.75
Fannie Mae Notes	1.875%	04/06/17	04/05/22	1,191	1.970%	500,000.00	497,755.00	751.85	498,506.85	2,399.58
FNMA Notes	2.125%	04/26/16	04/24/26	2,671	2.210%	210,000.00	208,357.80	405.63	208,763.43	830.52
FNMA Notes	2.125%	06/04/18	04/24/26	2,671	3.070%	250,000.00	233,645.00	1,064.26	234,709.26	988.72
FNMA Benchmark Note	1.875%	12/20/18	09/24/26	2,824	2.970%	500,000.00	462,350.00	121.34	462,471.34	2,526.04
			Weighted Avg Maturity	1,524	2.056%	\$ 14,956,022.20	\$ 14,890,821.35	(19,276.86)	\$ 14,871,544.49	\$ 58,147.76
Capital Reserve (01-122000)										
IIIT - Money Market (PFM Asset Management)	2.460%	12/31/18	01/01/19	1	2.460%	2,435,129.01	2,435,129.01	0.00	2,435,129.01	-
US Treasury Notes	0.875%	06/22/17	09/15/19	258	1.400%	685,000.00	677,106.44	5,386.75	682,493.19	1,788.19
US Treasury Notes	1.500%	12/05/16	11/30/19	334	1.450%	775,000.00	776,210.94	(835.48)	775,375.46	1,021.98
US Treasury Notes	1.250%	01/05/17	01/31/20	396	1.520%	150,000.00	148,798.83	771.98	149,570.81	784.65
US Treasury Notes	1.375%	02/01/17	02/29/20	425	1.570%	1,500,000.00	1,491,386.72	5,311.57	1,496,698.29	7,007.94
US Treasury Notes	1.125%	03/14/17	03/31/20	456	1.700%	600,000.00	589,875.00	5,928.42	595,803.42	1,724.59
US Treasury Notes	1.375%	06/22/17	03/31/20	456	1.490%	2,500,000.00	2,492,285.16	4,221.92	2,496,507.08	8,782.62
US Treasury Notes	1.375%	05/09/17	05/31/20	517	1.570%	1,000,000.00	994,257.81	3,060.49	997,318.30	1,208.79
US Treasury Notes	1.625%	06/28/17	06/30/20	547	1.500%	3,300,000.00	3,311,988.28	(5,948.32)	3,306,039.96	148.14
US Treasury Notes	2.000%	07/06/17	07/31/20	578	1.610%	1,000,000.00	1,011,757.81	(5,625.38)	1,006,132.43	8,369.57
US Treasury Notes	2.000%	06/22/17	07/31/20	578	1.550%	1,200,000.00	1,216,359.37	(7,933.46)	1,208,425.91	10,043.48
US Treasury Notes	1.375%	08/30/17	08/31/20	609	1.450%	2,000,000.00	1,995,703.13	1,896.53	1,997,599.66	9,343.92
US Treasury Notes	1.375%	10/05/17	09/30/20	639	1.640%	1,620,000.00	1,607,533.59	5,112.91	1,612,646.50	5,691.14
US Treasury Notes	1.375%	11/01/17	10/31/20	670	1.770%	1,200,000.00	1,186,406.25	5,209.65	1,191,615.90	2,825.97
US Treasury Notes	1.750%	12/01/17	12/31/20	731	1.910%	2,500,000.00	2,488,281.25	4,027.45	2,492,308.70	120.86
US Treasury Notes	1.375%	01/02/18	01/31/21	762	2.050%	750,000.00	735,029.30	4,733.23	739,762.53	4,315.56
US Treasury Notes	2.625%	06/11/18	05/15/21	866	2.660%	500,000.00	499,531.25	90.68	499,621.93	1,704.07
US Treasury Notes	2.625%	07/02/18	05/15/21	866	2.640%	1,475,000.00	1,474,308.59	136.38	1,474,444.97	5,027.02
US Treasury Notes	1.125%	09/05/18	09/30/21	1,004	2.720%	1,900,000.00	1,811,234.38	8,986.48	1,820,220.86	5,481.20
African Development Bank Note	1.125%	09/14/16	09/20/19	263	1.160%	235,000.00	234,750.90	188.60	234,939.50	741.72
Intl Bank of Recons and Dev Notes Global Notes	1.125%	08/18/17	11/27/19	331	1.500%	1,000,000.00	991,798.67	4,886.73	996,685.40	1,062.50
Intl Bank of Recons and Dev Notes Global Notes	2.750%	07/18/18	07/23/21	935	2.830%	420,000.00	419,017.20	136.95	419,154.15	5,005.00
FL ST Board Admin Fin Corp Taxable Rev Bonds	2.163%	03/08/16	07/01/19	182	2.160%	600,000.00	600,000.00	0.00	600,000.00	6,489.00
CT ST Taxable GO Bonds	1.300%	08/03/16	08/15/19	227	1.230%	330,000.00	330,712.80	(562.61)	330,150.19	1,620.67
NY ST Dorm Auth Pits Txbi Rev Bonds	3.100%	12/12/18	03/15/21	805	3.100%	355,000.00	355,000.00	0.00	355,000.00	305.69



DU PAGE WATER COMMISSION  
INVESTMENTS  
(Unaudited)  
December 31, 2018

FUND SOURCE	COUPON RATE	PURCHASE DATE	MATURITY DATE	YIELD TO MATURITY (COST)	PAR VALUE	PURCHASE PRICE	AMORTIZED DISCOUNT (PREMIUM)	AMORTIZED COST	ACCRUED INTEREST 12/31/18	
Capital Reserve (01-122000) Continued...										
FN AB8565	2.000%	04/09/18	03/25/23	1,545	2.520%	232,045.34	229,289.80	261.67	229,551.47	386.74
Fannie Mae Pool	3.500%	04/17/18	06/25/26	2,733	2.820%	419,245.65	426,844.47	(442.82)	426,401.65	1,222.80
Fannie Mae Pool	3.500%	04/17/18	08/25/26	2,794	2.830%	404,688.16	412,023.12	(414.57)	411,608.55	1,180.34
FN AL2092	3.000%	03/06/18	07/25/27	3,128	2.900%	358,780.31	359,228.80	(59.51)	359,169.29	896.95
Fannie Mae Pool	3.500%	04/05/18	02/25/28	3,343	2.770%	537,161.73	549,415.74	(1,409.80)	548,005.94	1,566.72
Fannie Mae Pool	3.500%	04/05/18	03/25/28	3,372	2.780%	303,924.28	310,857.55	(809.58)	310,047.97	886.45
Fannie Mae Pool	3.500%	04/05/18	04/25/28	3,403	2.820%	378,362.85	386,639.54	(983.84)	385,655.70	1,103.56
FN CA1940	4.000%	07/11/18	06/01/28	3,440	3.080%	347,201.66	357,509.21	(768.40)	356,740.81	1,157.34
FNMA Series 2015-M15 ASQ2	1.899%	11/30/15	01/01/19	1	1.200%	3,089.62	3,120.52	(30.90)	3,089.62	4.89
FNMA Series 2016-M9 ASQ2	1.785%	06/09/16	06/01/19	152	1.050%	950.61	960.11	(9.19)	950.92	1.41
Fannie Mae Series 2015-M13 ASQ2	1.646%	10/30/15	09/01/19	244	1.080%	18,411.99	18,596.37	(172.41)	18,423.96	25.26
Freddie Mac Series 4459 NB	4.500%	06/11/15	01/01/20	366	0.770%	1,018.63	1,067.97	(39.57)	1,028.40	3.82
FHMS K006 A2	4.251%	06/12/18	01/25/20	390	1.570%	380,000.00	387,718.75	(2,591.11)	385,127.64	1,346.15
FNMA Series 2015-M12 FA	0.540%	09/30/15	04/25/20	481	0.540%	45,358.47	45,342.16	16.31	45,358.47	99.11
FHMS KJ23 A1	3.174%	12/07/18	03/01/22	1,156	3.050%	400,000.00	399,996.80	0.00	399,996.80	1,058.00
FHLMC Series K032 A1	3.016%	06/13/18	02/01/23	1,493	2.880%	156,820.75	157,194.42	(88.90)	157,105.52	394.14
FHLMC Multifamily Structured Pool	2.669%	06/13/18	02/25/23	1,517	2.810%	180,947.38	180,021.43	61.09	180,082.52	402.46
FHMS J22F A1	3.454%	11/07/18	05/25/23	1,606	3.280%	259,385.43	259,378.43	0.00	259,378.43	746.60
FHLMC Reference Note	0.875%	07/19/16	07/19/19	200	0.960%	250,000.00	249,395.00	492.70	249,887.70	984.38
FHLB Global Note	1.000%	10/03/16	09/26/19	269	1.010%	750,000.00	749,737.50	196.95	749,934.45	1,979.17
FNMA Notes	1.500%	02/24/17	02/28/20	424	1.520%	750,000.00	749,520.00	292.14	749,812.14	3,843.75
FHLMC Agency	1.375%	04/19/17	04/20/20	476	1.490%	1,200,000.00	1,195,896.00	2,299.91	1,198,195.91	3,254.17
FNMA Notes	1.500%	07/28/17	07/30/20	577	1.600%	2,500,000.00	2,492,425.00	3,535.68	2,495,960.68	15,729.17
FHLB Notes	1.375%	09/08/17	09/28/20	637	1.480%	1,300,000.00	1,295,827.00	1,770.08	1,297,597.08	4,617.71
Freddie Mac Notes	2.900%	08/22/18	08/27/21	970	2.900%	910,000.00	910,000.00	0.00	910,000.00	9,089.89
Federal Home Loan Banks Notes	3.000%	09/13/18	09/20/21	994	3.000%	910,000.00	910,000.00	0.00	910,000.00	7,659.17
Weighted Avg Maturity			751		1.925%	\$ 43,027,521.87	\$ 42,912,468.37	40,287.40	\$ 42,952,755.77	\$ 150,234.42
TOTAL ALL FUNDS					1.998%	\$152,663,083.08	\$152,681,821.81	(165,217.64)	\$ 152,516,604.17	\$ 481,142.15
Less: Net Unsettled Trades								-		
								\$ 152,516,604.17		
December 31, 2018										
90 DAY US TREASURY YIELD				2.45%	Longest Maturity	\$ 250,000.00		3,149.00		
3 month US Treasury Bill Index				2.25%						
0-3 Year US Treasury Index				2.66%						
1-3 Year US Treasury Index				2.80%						
1-5 Year US Treasury Index				2.82%						
1-10 Year US Treasury Index				2.85%						

DUPAGE WATER COMMISSION  
ELMHURST, ILLINOIS  
TREASURER'S REPORT  
STATEMENT OF CASH FLOWS  
For the Period from May 1, 2018 to December 31, 2018

---

CASH FLOWS FROM OPERATING ACTIVITIES

Cash received from customers	\$ 88,820,761
Cash payments to suppliers	(78,684,427)
Cash payments to employees	(2,153,884)
Net cash from operating activities	<u>7,982,450</u>

CASH FLOWS FROM NONCAPITAL  
FINANCING ACTIVITIES

Cash received from sales taxes	112,907
Cash received/paid from long term loans	(10,776,207)
Cash payments for net pension activity	0
Net cash from noncapital financing activities	<u>(10,663,300)</u>

CASH FLOWS FROM CAPITAL AND  
RELATED FINANCING ACTIVITIES

Interest paid	0
Principal Paid	0
Construction and purchase of capital assets	(866,092)
Net cash from capital and related financing activities	<u>(866,092)</u>

CASH FLOWS FROM INVESTING ACTIVITIES

Investment income	<u>1,657,650</u>
Net cash from investing activities	1,657,650

Net Increase (Decrease) in cash and investments (1,889,292)

CASH AND INVESTMENTS, MAY 1, 2018 174,596,911

CASH AND INVESTMENTS, DECEMBER 31, 2018 \$ 172,707,619

December 31, 2018  
 TREASURER'S REPORT  
 DPWC MONTHLY CASH/OPERATING REPORT



	12/31/2018		
	YEAR END TARGETED Reserve or Monthly Cash Amount-Needed	Amount On Hand	Amount Over - (Under) Target
	A	B	C
<b>TABLE 1</b>			
<b>RESERVE ANALYSIS</b>			
A .Operating Reserve <i># of days per current fiscal year management budget</i>	\$ 65,799,396 180	\$ 68,715,467 188	\$ 2,916,071
B. Capital Reserve	\$ 36,821,327	\$ 41,659,537	\$ 4,838,210
C. Long Term Water Capital Reserve	\$ 14,125,000	\$ 14,871,544	\$ 746,544
D. O+M Account (1)	\$ 9,675,120	\$ 32,552,341	\$ 22,877,221
E. Current Construction Obligation and Customer Construction Escrows	\$ 1,293,219	\$ 1,293,219	\$ -
<b>TOTAL SUMMARY CASH + RESERVE ANALYSIS</b>	<b>\$ 127,714,062</b>	<b>\$ 159,092,108</b>	<b>\$ 31,378,046</b>

<b>TABLE 2</b>	
<b>OTHER CASH</b>	
F. General Fund	\$ 13,615,229
G. Sales Tax	\$ 283
<b>TOTAL TABLE 2-OTHER CASH</b>	<b>\$ 13,615,511</b>
<b>TOTAL MONTH END FUNDS CASH BALANCE-Table1+2</b>	<b>\$ 172,707,619</b>

Note 1: The O&M Account target varies from month to month. The cash balance should be enough to cover the current months operating cash outflows.

DATE: January 10, 2019

## REQUEST FOR BOARD ACTION

<b>AGENDA SECTION</b> Administration Committee	<b>ORIGINATING DEPARTMENT</b> General Manager's Office
<b>ITEM</b> Contract Agreement	<b>APPROVAL</b>  
<p>Account Number: 01-60-628000</p> <p>To retain the consulting services of John J. Millner and Associates, Inc. for another year. Agreement between DuPage Water Commission and John J. Millner and Associates, Inc., for consulting services in an amount not to exceed \$24,000.00 for a term beginning January 1, 2019 and ending December 31, 2019. (see attached agreement)</p>	
<p><b>MOTION:</b> To authorize the Execution of a Consulting Agreement with John J. Millner and Associates, Inc. in an amount not to exceed \$24,000.00.</p>	

## CONTRACTUAL AGREEMENT

This Agreement is made on the 1<sup>st</sup> day of January 2019, between JOHN J. MILLNER AND ASSOCIATES, INC. ("JJM") having its principal place of business, at 2700 International Drive, Suite 100, West Chicago, IL 60185 and DUPAGE WATER COMMISSION having its principal place of business at 600 E. Butterfield Rd., Elmhurst, IL 60126.

IN CONSIDERATION of DUPAGE WATER COMMISSION, retaining JJM, it is agreed as follows:

### I. COMPENSATION AND TERMS

DUPAGE WATER COMMISSION retains JJM and JJM hereby agrees to represent DUPAGE WATER COMMISSION in the capacity of "consultant", before the Illinois General Assembly and the executive levels of state and local government.

The term of this Agreement is as follows:

\$ 24,000.00  
(4 quarterly payments of \$6,000.00)  
January 1, 2019 – December 31, 2019

### II. WARRANTIES BY JOHN J. MILLNER AND ASSOCIATES, INC.

JJM represents and warrants to DUPAGE WATER COMMISSION that it has the experience and ability to perform the services required by this Agreement; that they will perform said services, in a professional, competent and timely manner, as represented and suitable for the performance of the Agreement; and that they have the power to enter into and perform this Agreement; and that their performance of this Agreement shall not infringe upon or violate the rights of any third party or violate any federal, state and municipal laws. JJM further warrants that they have complied and will continue to comply with the Illinois Lobbyist Registration Act.

### III. INDEPENDENT CONTRACTOR

JJM acknowledges that the services rendered under this Agreement shall be solely as an independent contractor. JJM shall not enter into any contract or commitment on behalf of DUPAGE WATER COMMISSION, JJM further acknowledges that they are not considered an affiliate or subsidiary of DUPAGE WATER COMMISSION, and are not entitled to any of DUPAGE WATER COMMISSION employment rights or benefits. It is expressly understood that this undertaking is not a joint venture.

### IV. BUSINESS PRACTICES

JJM hereby represents and covenants that they:

-have no knowledge or information that any unlawful payments, disbursements, assignments or transfers of property of any type have been made, or promised to any governmental official or to any intermediary, broker or agent who shall in turn, directly or indirectly unlawfully pay, disburse, assign or transfer property to any governmental official, to unlawfully influence any act or decision of any governmental official;

-will take all reasonable steps to ensure that no unlawful payments, disbursements, assignments or transfers of property of any type be made to any governmental official, or to any inter-

mediary, broker or agent who shall in turn, directly or indirectly unlawfully pay, disburse, assign or transfer property to any governmental official, to unlawfully influence any act or decision of any governmental official.

V. CONFIDENTIALITY

JJM recognizes and acknowledges that this Agreement creates a confidential relationship between JJM and DUPAGE WATER COMMISSION and that information concerning DUPAGE WATER COMMISSION, or its operation, whether written or oral, is confidential in nature. All such information concerning DUPAGE WATER COMMISSION is hereinafter collectively referred to as "Confidential Information". JJM will not use, disclose to any third party, directly or indirectly, for its own benefit or the benefit of others, both during the term of the Agreement and subsequent to its termination, any Confidential Information which JJM may acquire or develop in connection with or as a result of the performance of this agreement. JJM further agrees to bind their employees and subcontractors to the terms and conditions of this Agreement.

VI. GRANT

JJM agrees that their work product produced in the performance of this Agreement shall remain the exclusive property of DUPAGE WATER COMMISSION, and that they will not sell, transfer, publish, disclose, display or otherwise make the work product available directly to third parties without DUPAGE WATER COMMISSION, prior written consent. Any rights granted to JJM under this Agreement shall not affect DUPAGE WATER COMMISSION, exclusive ownership of the work product.

VII. TERMINATION OF AGREEMENT

DUPAGE WATER COMMISSION may, with or without cause, terminate this Agreement upon the giving of thirty (30) days prior written notice to the Consultant. In the event of such termination, the Consultant shall be compensated on a pro-rata basis through the date of termination.

IN WITNESS WHEREOF, DUPAGE WATER COMMISSION, and JJM do hereby affirm that they understand the provisions contained herein. Therefore, in consideration of the mutual covenants contained herein, DUPAGE WATER COMMISSION, and JJM, have caused this contract to be executed, by witness of the signatures following, as of the day and year first written.

DUPAGE WATER COMMISSION

JOHN J. MILLNER AND ASSOCIATES, INC

BY: \_\_\_\_\_

BY: \_\_\_\_\_

TITLE: \_\_\_\_\_


TITLE: \_\_\_\_\_

DATE: \_\_\_\_\_

DATE: \_\_\_\_\_



# REQUEST FOR BOARD ACTION

<b>AGENDA SECTION</b>	Engineering and Construction Committee	<b>ORIGINATING DEPARTMENT</b>	Operations
<b>ITEM</b>	Authorization for General Manager to issue a purchase order to Beyond Shades for replacement of Draperies for an estimated cost of \$22,046.79	<b>APPROVAL</b>	

Account Number: 01-60-664000

As identified in the 2018/2019 Operating Budget the draperies at the Commissions Pump Station have exceeded their useful life cycle.

The approved Operating Budget includes \$50,000.00 in account number 01-60-664000 for the replacement of all draperies at the Pump station. Board approval is required due to the purchase cost exceeding \$20,000.00.

The Commission solicited quotes from four separate window treatments companies, of the four quotes received, the quote of Beyond shades was found to be the lowest and most favorable to the interests of the Commission.

Company	Estimated Cost
Beyond Shades	\$22,046.79
EddieZ's	\$37,089.00
JCLicht	\$52,107.29
Total Window Treatments	Incomplete

**MOTION:** To authorize General Manager to issue a purchase order to Beyond Shades for an estimated cost of \$22,046.79 for the purchase and installation of draperies at the DuPage Pump Station.

# Beyond Shades Receipt for Veronica Butler



## Beyond Shades

17W508 22ND ST  
 OAKBROOK  
 TERRACE, IL 60181-4732  
 Phone: (630) 903-6711 Fax:  
 Email: customerservice@bshades.com

Date	Quote
12/21/2018	11262445
PO Reference	Client PO
All Windows	DuPage Water Commiss
Salesperson	
Rachel Gregersen	

### Sold To:

Veronica Butler  
 600 E BUTTERFIELD RD  
 ELMHURST, IL 60126-4642  
 H: (630) 834-0100  
 W: 630-834-0100  
 Email: butler@dpwc.org  
 Sidemark: Butler, Veronica

Item	Room Location	Description	Qty	MSRP	Each	Extended
1	Small Conference Rm	Pinch Pleated Drapery - Admission Blackout Lined	1	0.00	2,653.00	2,653.00
2	Small Conference Rm	Pinch Pleated Drapery - Admission Blackout Lined	1	0.00	2,235.00	2,235.00
3	Large Conference Rm	Pinch Pleated Drapery - Admission Blackout Lined	1	0.00	3,066.00	3,066.00
4	Large Conference Rm	Pinch Pleated Drapery - Admission Blackout Lined	1	0.00	2,396.00	2,396.00
5	Large Conference Rm	Pinch Pleated Drapery - Admission Blackout Lined	1	0.00	416.00	416.00
6	Large Conference Rm	Pinch Pleated Drapery - Admission Blackout Lined	1	0.00	671.00	671.00
7	Large Conference Rm	Pinch Pleated Drapery - Admission Blackout Lined	1	0.00	3,065.00	3,065.00
8	Large Conference Rm	Pinch Pleated Drapery - Admission Blackout Lined	1	0.00	3,065.00	3,065.00
9	Reception Area	Pinch Pleated Drapery - Admission Blackout Lined	1	0.00	1,491.00	1,491.00
10	Reception Area	Pinch Pleated Drapery - Admission Blackout Lined	1	0.00	3,396.00	3,396.00
11	Reception Area	Pinch Pleated Drapery - Admission Blackout Lined	1	0.00	3,396.00	3,396.00
12	conference rooms	Hunter Douglas Luminette Privacy Sheers Standard K1 - Angelica 101 - Snow	11	21,549.00	0.00	0.00
13	Large Conference Rm	New Rod - Rod to replace broken rod	1	0.00	195.00	195.00
14	All Rooms	Traverse Slides - Slides to replace broken slides	200	0.00	2.10	420.00
15	All Rooms	Tension Device Supreme - Replace broken tensions	3	0.00	39.00	117.00
16	Reception Area	New Rod - Rod to replace broken rod	1	0.00	98.70	98.70



# Beyond Shades Receipt for Veronica Butler



## Beyond Shades

17W508 22ND ST  
 OAKBROOK  
 TERRACE, IL 60181-4732  
 Phone: (630) 903-6711 Fax:  
 Email: customerservice@bshades.com

<b>Date</b>	<b>Quote</b>
12/21/2018	11262445
<b>PO Reference</b>	<b>Client PO</b>
All Windows	DuPage Water Commiss
<b>Salesperson</b>	
Rachel Gregersen	

**Sold To:**

Veronica Butler  
 600 E BUTTERFIELD RD  
 ELMHURST, IL 60126-4642  
 H: (630) 834-0100  
 W: 630-834-0100  
 Email: butler@dpwc.org  
 Sidemark: Butler, Veronica

17	Large Conference Rm	Sash Rods - Door Rods	1	0.00	22.68	22.68
18	Large Conference Rm	Panel on Exit Door - Door Rods	1	0.00	225.00	225.00

Product Total	Price Adjustment -25.00%	SubTotal	Tax	Installation	Freight	Client Price
26,928.38	-6,732.09	20,196.29	0.00	1,765.00	85.50	22,046.79

Thank you for your purchase. All orders are custom and cannot be changed or refunded once ordered. We look forward to your completed project.

**Accepted By:**


**Date:**

\_\_\_\_\_

\_\_\_\_\_

DATE: January 8, 2019

## REQUEST FOR BOARD ACTION

<b>AGENDA SECTION</b> New Business	<b>ORIGINATING DEPARTMENT</b> Instrumentation / Remote Facilities				
<b>ITEM</b> To Authorize Approval of Requisition No. 55884 to Roesch Ford for The Purchase of One Ford F-350 Pickup Truck with Service Body and Snow Plow Equipment in the Amount of \$50,867.00.	<b>APPROVAL</b> 				
<p>Account No. 01-60-686000 (\$50,867.00)</p> <p>The FY2018/2019 Annual Budget includes \$60,000.00 for one 2019 Ford F-350 Pick-Up Truck with service body and snow plow equipment that would replace an existing 2006 Ford F-350 service truck. The existing 2006 Ford F-350 will be traded-in with the purchase of the new 2019 Ford F-350.</p> <p>The trade-in vehicle is in accordance with the Commission's Vehicle Replacement Program memorandum dated March 31, 2008 adopted as Commission policy at the regular Board meeting of May 8, 2008.</p> <p>Through the Suburban Purchasing Cooperative (SPC) - Joint Purchasing Program, Roesch Ford can provide a 2019 Ford F-350 Pickup Truck with service body and snow plow equipment under Contract # 180 at a cost less than local Ford Dealers can provide.</p>					
<table border="1"> <tr> <td>Suburban Purchasing Cooperative – Roesch Ford</td> <td>\$50,867.00</td> </tr> <tr> <td>Joe Rizza Ford</td> <td>\$53,732.21</td> </tr> </table>		Suburban Purchasing Cooperative – Roesch Ford	\$50,867.00	Joe Rizza Ford	\$53,732.21
Suburban Purchasing Cooperative – Roesch Ford	\$50,867.00				
Joe Rizza Ford	\$53,732.21				
<p>Approval of Requisition No. 55884 would authorize the purchase of one Ford F-350 to Roesch Ford in the amount of \$50,867.00.</p>					
<p><b>MOTION:</b> To authorize approval of requisition No. 55884 in the amount of \$50,867.00 to Roesch Ford.</p>					



# DuPage Water Commission

600 E. Butterfield Road

Elmhurst, IL 60126

Purchase Requisition

Requisition: **55884** Roesch Ford 2019 F-350 Service Truck

Req. Date: 01/07/2019

Status: U Unfinished  
For Store: DPS DuPage Pumping Station  
Originator: 401-0027 JOHN SCHORI  
Supplier: ROESCH Roesch Ford Bensenville  
FORD

Service Line	Due date	Quantity	UOM	Units	Unit Price	Total
1	1/7/19	1			\$50,867.00	\$50,867.00

Account: 01-60-686000-2019  
Supplier: ROESCH FORD [ Roesch Ford Bensenville ]

**Total** 50,867.00

Approver: \_\_\_\_\_

Date approved: \_\_\_\_\_

Requisition Comments:

Line 1 Roesch Ford has a current Contract #180 with the Suburban Purchasing Cooperative (SPC) Total cost came in \$9,000 under budgeted line item of \$60,000. Includes service body, E-lights, and trade-in of 2006 F-350 with 98,000 miles. RFBA on January Board agenda for approval.



# DuPage Water Commission

## MEMORANDUM

TO: John Spatz, General Manager

FROM: Cheryl Peterson, Financial Administrator *CP*

DATE: January 8, 2019

SUBJECT: Accounts Payable Listings

Following is a summary of the Accounts Payable to be considered at the January 17, 2019 Commission meeting:

December 11, 2018 to January 8, 2019 A/P Report	\$8,187,783.49
Accrued and estimated payments required before February 2019 Commission meeting	<u>3,663,180.00</u>
Total	<u>\$11,850,963.49</u>

cc: Chairman and Commissioners



DuPage Water Commission

# Board Open Payable Report

As Of 01/08/2019

Summarized by Payable Account

Payable Number	Description	Post Date	Payable Amount	Payable Count	Net Amount
<b>Payable Account:</b> 01-211000 - ACCOUNTS PAYABLE					
<b>Vendor:</b> 1663 2000147498	<b>AECOM</b> Transmission Main to Bartlett	12/19/2018	19,858.12	Payable Count: (1)	19,858.12
<b>Vendor:</b> 1306 2019B	<b>AMWA</b> Sencod Half January 1-December 31, 2019	01/04/2019	5,294.50	Payable Count: (1)	5,294.50
<b>Vendor:</b> 1516 7080816	<b>ARAMARK REFRESHMENTS</b> Supplies	01/08/2019	206.78	Payable Count: (1)	206.78
<b>Vendor:</b> 2173 SRV18-05948	<b>Atomatic Mechanical Services, Inc.</b> Repair of Air Handler #3	12/31/2018	1,859.57	Payable Count: (1)	1,859.57
<b>Vendor:</b> 1802 BT1348210	<b>BAKER TILLY VIRCHOW KRAUSE, LLP</b> PROFESSIONAL SERVICES 11/27/18-12/19/18	12/31/2018	2,856.00	Payable Count: (1)	2,856.00
<b>Vendor:</b> 1692 B60066	<b>BRIDGEPOINT TECHNOLOGIES</b> Hosting Services January 2019	01/04/2019	45.00	Payable Count: (1)	45.00
<b>Vendor:</b> 1091 8403950819	<b>CINTAS FIRST AID &amp; SAFETY</b> Safety Supplies	12/31/2018	341.92	Payable Count: (1)	341.92
<b>Vendor:</b> 1135 INV0003277	<b>CITY OF CHICAGO SUPERINTENDENT OF WATER COLLECTION</b> WATER BILLING: December 2018	12/31/2018	7,879,374.12	Payable Count: (1)	7,879,374.12
<b>Vendor:</b> 2202 5508 5509 5510	<b>Construction &amp; Geotechnical Material Testing, Inc.</b> Materials testing services for Contract TW-3 Materials testing services for Contract TW-3 Materials testing services for Contract TW-3	12/19/2018 12/19/2018 12/19/2018	14,971.50 1,424.00 2,833.00	Payable Count: (3)	19,228.50
<b>Vendor:</b> 1797 INV0003285	<b>DANIEL J. LOFTUS</b> Service as Commissioner: July-December 2018	01/04/2019	300.00	Payable Count: (1)	300.00
<b>Vendor:</b> 1798 INV0003287	<b>DAVID C. RUSSO</b> Service as Commissioner: July-December 2018	01/04/2019	300.00	Payable Count: (1)	300.00
<b>Vendor:</b> 2076 INV0003286	<b>DAVID NOVOTNY</b> Service as Commissioner: July-December 2018	01/04/2019	300.00	Payable Count: (1)	300.00
<b>Vendor:</b> 2003 7511	<b>ECO CLEAN MAINTENANCE, INC.</b> JANITORIAL SERVICE: December 2018	12/11/2018	1,552.98	Payable Count: (1)	1,552.98
<b>Vendor:</b> 2143 64980-1	<b>Gas Depot</b> Gasoline	12/31/2018	1,270.58	Payable Count: (1)	1,270.58
<b>Vendor:</b> 1068 11268342	<b>HACH COMPANY</b> Conductivity and PH Probes	12/31/2018	1,094.10	Payable Count: (1)	1,094.10
<b>Vendor:</b> 1518 9606716	<b>Illinois Office of the State Fire Marshal</b> Pressure Vessel Certifications	12/31/2018	280.00	Payable Count: (1)	280.00
<b>Vendor:</b> 1904 01078850 01079034 05038149	<b>IT SAVVY LLC</b> FireEye Helix Cloud Endpoint Security - 3 Year FireEye Cyber Security IT Network Monitoring	12/31/2018 12/31/2018 01/08/2019	14,553.05 13,786.76 6,380.00	Payable Count: (3)	34,719.81
<b>Vendor:</b> 1391 9103561964	<b>J. J. KELLER &amp; ASSOCIATES, INC.</b> HR Materials 2/1/19-1/31/20	01/08/2019	286.00	Payable Count: (1)	286.00
<b>Vendor:</b> 1616	<b>JJ HENDERSON &amp; SON</b>			Payable Count: (1)	194,518.76

**Board Open Payable Report**

As Of 01/08/2019

Payable Number	Description	Post Date	Payable Amount		Net Amount
<u>INV0003294</u>	Contract MS-21/19 Payment #2	12/31/2018	194,518.76		194,518.76
<b>Vendor: 2172</b>	<b>Joseph Broda</b>			<b>Payable Count: (1)</b>	<b>300.00</b>
<u>INV0003289</u>	Service as Commissioner: July-December 2018	01/04/2019	300.00		300.00
<b>Vendor: 2077</b>	<b>JOSEPH FENNELL</b>			<b>Payable Count: (1)</b>	<b>300.00</b>
<u>INV0003290</u>	Service as Commissioner: July-December 2018	01/04/2019	300.00		300.00
<b>Vendor: 1799</b>	<b>MICHAEL R. SCHECK</b>			<b>Payable Count: (1)</b>	<b>300.00</b>
<u>INV0003291</u>	Service as Commissioner: July-December 2018	01/04/2019	300.00		300.00
<b>Vendor: 2026</b>	<b>ONYX</b>			<b>Payable Count: (1)</b>	<b>271.59</b>
<u>201942831</u>	Office Supplies	01/04/2019	271.59		271.59
<b>Vendor: 1930</b>	<b>PARK PLACE TECHNOLOGIES LLC</b>			<b>Payable Count: (1)</b>	<b>3,489.72</b>
<u>D49373M-1139577</u>	Server Maintenance Service Agreement	12/31/2018	3,489.72		3,489.72
<b>Vendor: 1321</b>	<b>PERSPECTIVES, LTD.</b>			<b>Payable Count: (1)</b>	<b>273.00</b>
<u>91132</u>	EMPLOYEE ASSISTANCE SVC: 1st QUARTER	01/04/2019	273.00		273.00
<b>Vendor: 1664</b>	<b>PROGRAM ONE PROFESSIONAL BUILDING SERVICES</b>			<b>Payable Count: (1)</b>	<b>810.01</b>
<u>118464</u>	Window Cleaning: December 2018	12/31/2018	810.01		810.01
<b>Vendor: 2075</b>	<b>ROBERT GANS</b>			<b>Payable Count: (1)</b>	<b>300.00</b>
<u>INV0003292</u>	Service as Commissioner: July-December 2018	01/04/2019	300.00		300.00
<b>Vendor: 2212</b>	<b>Robert McAvoy</b>			<b>Payable Count: (1)</b>	<b>607.70</b>
<u>INV0003267</u>	Installation and Service Class Reimbursement	12/19/2018	607.70		607.70
<b>Vendor: 1813</b>	<b>ROESCH FORD</b>			<b>Payable Count: (1)</b>	<b>300.00</b>
<u>FOCS136399</u>	Vehicle Repairs: Truck 46	12/19/2018	300.00		300.00
<b>Vendor: 1950</b>	<b>RORY GROUP, LLC.</b>			<b>Payable Count: (1)</b>	<b>1,500.00</b>
<u>2942-5</u>	CONSULTING FEE: January 2019	01/04/2019	1,500.00		1,500.00
<b>Vendor: 1043</b>	<b>SOOPER LUBE</b>			<b>Payable Count: (1)</b>	<b>46.70</b>
<u>309916</u>	Vehicle Maint: M78556	12/31/2018	46.70		46.70
<b>Vendor: 1040</b>	<b>SPECIALTY MAT SERVICE</b>			<b>Payable Count: (1)</b>	<b>163.81</b>
<u>942273</u>	MAT SERVICE: 11/1/18	12/31/2018	163.81		163.81
<b>Vendor: 2004</b>	<b>STORINO RAMELLO &amp; DURKIN</b>			<b>Payable Count: (1)</b>	<b>176.00</b>
<u>76795</u>	Professional Services November 2018	12/19/2018	176.00		176.00
<b>Vendor: 2035</b>	<b>STRAND ASSOCIATES, INC.</b>			<b>Payable Count: (1)</b>	<b>157.15</b>
<u>0144495</u>	Assistance with SCADA system	12/19/2018	157.15		157.15
<b>Vendor: 1223</b>	<b>SUBURBAN LABORATORIES, INC.</b>			<b>Payable Count: (1)</b>	<b>60.00</b>
<u>161767</u>	Water Quality Analysis	12/31/2018	60.00		60.00
<b>Vendor: 1125</b>	<b>TOTAL FIRE &amp; SAFETY, INC.</b>			<b>Payable Count: (1)</b>	<b>627.55</b>
<u>133343</u>	Fire Extinguisher Inspection and Repair	01/08/2019	627.55		627.55
<b>Vendor: 2062</b>	<b>UPS</b>			<b>Payable Count: (1)</b>	<b>18.37</b>
<u>0000Y74067528</u>	Freight	12/31/2018	18.37		18.37
<b>Vendor: 1221</b>	<b>USA BLUE BOOK</b>			<b>Payable Count: (1)</b>	<b>1,948.73</b>
<u>766799</u>	Metal Detectors	12/31/2018	1,948.73		1,948.73
<b>Vendor: 1427</b>	<b>VILLA PARK ELECTRICAL SUPPLY CO., INC.</b>			<b>Payable Count: (4)</b>	<b>474.55</b>
<u>143834-00</u>	Uniforms	12/31/2018	179.00		179.00
<u>144466-02</u>	Uniforms	12/31/2018	90.10		90.10
<u>144467-00</u>	Uniforms	12/31/2018	42.95		42.95
<u>144468-00</u>	Uniforms	12/31/2018	162.50		162.50
<b>Vendor: 2211</b>	<b>Volt Electric, Inc.</b>			<b>Payable Count: (2)</b>	<b>10,305.20</b>
<u>6963</u>	QRE-8.004	12/31/2018	7,052.19		7,052.19

**Board Open Payable Report**

**As Of 01/08/2019**

<b>Payable Number</b>	<b>Description</b>	<b>Post Date</b>	<b>Payable Amount</b>	<b>Net Amount</b>
<u>7100</u>	QRE-8.006	12/31/2018	3,253.01	3,253.01
<b>Vendor: 2096</b>	<b>William A. Fates</b>			<b>Payable Count: (1) 1,666.67</b>
<u>INV0003293</u>	Services as Treasurer: January 2019	01/04/2019	1,666.67	1,666.67
			<b>Payable Account 01-211000</b>	<b>Payable Count: (49) Total: 8,187,783.49</b>

**Payable Account Summary**

Account	Count	Amount
01-211000 - ACCOUNTS PAYABLE	49	8,187,783.49
<b>Report Total:</b>	<b>49</b>	<b>8,187,783.49</b>

**Payable Fund Summary**

Fund	Count	Amount
01 - WATER FUND	49	8,187,783.49
<b>Report Total:</b>	<b>49</b>	<b>8,187,783.49</b>



**DUPAGE WATER COMMISSION  
ITEMS TO BE PAID BY 2-21-19  
Board Meeting Date: January 17, 2019**

Estimate Amount	Description	Check Number	Payment Date	Payment Amount
55,000.00	Blue Cross Blue Shield - Health Insurance			
6,000.00	Euclid Managers - Dental Insurance			
10,000.00	Illinois Public Risk Fund - Workers Comp.			
200.00	Envision Health Care - Administration Fees			
300.00	Healthiest You			
150.00	NCPERS - IMRF			
20,000.00	ComEd - Utility Charges			
300,000.00	Constellation (Exelon Energy) - Utility Charges			
180,000.00	City of Chicago - Lexington. Electric			
35,000.00	City of Chicago - Lexington Labor Costs			
30,000.00	City of Chicago - Repairs & Maintenance			
2,000.00	City of Naperville -Meter Station Electric Bills			
15,000.00	Nicor - Gas			
350.00	Comcast - Internet Service			
3,000.00	AT & T - Telephone Charges			
3,000.00	AT & T - Scada Backhaul Network/IP Flex			
1,000.00	Fed - Ex - Postage/Delivery			
5,000.00	Procurement Card Charges			
200.00	Anderson - Pest Control			
400.00	Republic Services - Disposal Services			
200.00	Elecsys - Cell Data Services			
1,500.00	Konica Minolta - Copy and Lease Charges			
625.00	Pitney Bowes - Postage			
8,000.00	Grainger - Supplies for Operations			
2,500.00	Verizon - Wireless Service			
300.00	Network Fleet - Diagnostics			
1,700.00	William Fates - Treasurer			
5,000.00	Baker Tilly			
15,000.00	Schirott, Luetkehans & Garner, LLC			
1,000.00	Cisar & Mrofka			
1,500.00	Rory Group			
7,000.00	IT Savvy - Network Support			
200.00	Edward Coughlin/Ken Lafin - Security			
600.00	Red Wing - Uniforms			
500.00	Storino Ramello & Durkin			
500.00	Local 399 Training courses			
50.00	City of Aurora - Microbial Analysis			
255.00	City of Elmhurst - Wireless Radio			

**DUPAGE WATER COMMISSION  
ITEMS TO BE PAID BY 2-21-19  
Board Meeting Date: January 17, 2019**

20,000.00	Irth Solutions
6,000.00	John J. Millner & Assoc
300.00	AJ's Lawn Mower - Parts
200.00	Alto Clarke - Wheel Assembly
3,500.00	Altorfer CAT - Generator Repairs and Inspection
150.00	AWWA - Manuals
23,000.00	Beyond Shades - Drapery
700.00	CDW - Windows Licenses
2,100.00	Discount Tire - Tires
2,200.00	Hach - Chemicals and Sensors
3,000.00	Hach - Lab Supplies
600.00	ILGISA - Training
68,000.00	IT Savvy - FireEye Cyber Security
17,500.00	Joliet Junior College - Safety Training
1,300.00	Office Depot - Office Supplies
600.00	Red Wing - Safety Shoes
6,000.00	Schneider - Continuum Cyberstation
700.00	Specialty Mat - Mat Cleaning
300.00	Staples - Office Supplies
21,000.00	AECOM - Arc Flash Studies
400,000.00	JJ Henderson - Bartlett MS construction
15,000.00	Greeley and Hansen - Bartlett Engineering
121,000.00	Englewood Electrical - TS1 VFD Upgrade
7,000.00	McWilliams - QRE-8.007
130,000.00	Mecon - Vertical Pump and Motor Services
250,000.00	Neri - Carol Stream
50,000.00	Rempe Sharpe & Assoc. - Bartlett Engineering
1,800,000.00	Benchmark Construction - Bartlett Construction
<u>3,663,180.00</u>	



# DuPage Water Commission

## MEMORANDUM

TO: Chairman Zay and Commissioners

FROM: John F. Spatz  
General Manager

DATE: January 17, 2019

SUBJECT: November 2018 Invoice

I reviewed the Schirott, Luetkehans & Garner LLC November 2018 invoices for services rendered during the period November 1, 2018 – November 30, 2018 and recommend it for approval. This invoice should be placed on the January 17, 2019 Commission meeting accounts payable.

**November 2018**

Schirott, Luetkehans & Garner

<u>CATEGORY</u>	<u>FEEES</u>	<u>HOURS BILLED</u>	<u>AVERAGE HOURLY RATE</u>	<u>ATTORNEYS &amp; PARALEGALS EMPLOYED</u>	<u>MAJOR ACTIVITIES</u>
General	\$3,960.00	19.8	\$200.00	Luetkehans (5.30 @ \$200/hr.) Garner (0.00 @ \$200/hr.) Armstrong (14.50 @ \$200/hr.)	various (meetings, review agreements, correspondence, contracts, Board material, and attend November Board meeting)
Misc:	<u>\$10.90</u>				
	<u>\$3,970.90</u>	<u>19.8</u>	<u>\$200.00</u>		



# DuPage Water Commission

## MEMORANDUM

TO: Chairman Zay and Commissioners

FROM: John F. Spatz  
General Manager

DATE: January 17, 2019

SUBJECT: November 2018 Invoice

I reviewed the Storino Ramello & Durkin November 2018 invoice for services rendered during the period November 1, 2018 – November 30, 2018 and recommend it for approval. This invoice should be placed on the January 17, 2019, Commission meeting accounts payable.

November 2018  
Storino Ramello & Durkin

<u>CATEGORY</u>	<u>FEES</u>	<u>TOTAL HOURS BILLED</u>	<u>AVERAGE HOURLY RATE</u>	<u>ATTORNEYS &amp; PARALEGALS EMPLOYED</u>	<u>MAJOR ACTIVITIES</u>
M. Durkin	\$176.00	0.80	\$220.00	M. Durkin (0.80 @ \$220/hr.)	various items relating to Collective Bargaining Unit Local Union 399
A. Durkin	\$0.00	0.00	\$200.00	A. Durkin (0.00 @ \$200/hr.)	
M. Wolf	\$0.00	0.00	\$200.00	M. Wolf (0.00 @ \$200/hr.)	
	<u>\$176.00</u>	<u>0.80</u>			