

**OPERATORS ROUND TABLE
DU PAGE PUMPING STATION
July 20, 2018
9:00 AM**

Status of DuPage Water Commission

The Commission's sales for the month of June were a total of 2.29 billion gallons. This represents an average day demand of 74.0 million gallons per day (MGD), which is higher than the June 2017 average day demand of 69.2 MGD. The maximum day demand was 93.2 MGD recorded on June 28, 2018, which is higher than the June 2017 maximum day demand of 76.8 MGD. The minimum day flow was 66.1 MGD.

The Commission's recorded total precipitation for the month of June was 8.21 inches compared to 3.28 inches for June 2017. The level of Lake Michigan for January 2018 is 580.5 (Feet IGLD 1985) compared to 580.1 (Feet IGLD 1985) for June of 2017

Water Conservation

On June 18th around 20 DuPage County teachers attended a SCARCE Teacher Tour. A memo regarding this has been posted on the Commission's website (dpwc.org).

Ongoing: The Commission has partnered with SCARCE to be one of the sponsors for Glen Ellyn Public Library's three-month project on water conservation and quality that started on June 25, 2018. The library is borrowing the Commission's rain barrel display during this time to demonstrate how a rain barrel can be attached to a downspout.

No Change: Staff worked with the Villages of Clarendon Hills and Westmont on the design of the Richmond Education Gardens & Apiary underground cistern system that the Commission helped sponsor. The cistern has been installed.

Ongoing: Staff is working with SCARCE to earn their Earth Flag. The process consists of a green audit, staff training in recycling and conservation, an action that involves the Commission in the community (i.e. a book drive, cleaning a creek, adopting a highway, etc.), and finally presenting the Earth Flag to the Board Members. Staff has completed the green audit and is working with SCARCE to set up dates for staff training.

Bartlett Water Service

Benchmark Construction continues to install pipe, install pipe casings and restore pavement. Benchmark also continues to provide various Shop Drawing Submittals and Requests For Information. Benchmark has installed approximately 17,000 feet of pipe and successfully pressure tested 11,000 feet of pipe.

Contract MS-21/18 for the construction of Bartlett Meter Station 30A is out for bids. The project schedule is as follows:

Bid Opening: August 2, 2018

Tentative Award of Contract: August 16, 2018

Contract Completion Date: April 1, 2019

Staff is working with the Village of Bartlett on developing the permanent and temporary easements necessary to construct the Metering Station.

Pipeline Maintenance

Staff continues inspection and repair work on distribution system blow off valves.

John Neri Construction Co. Inc., was contracted to repair a leak on a 60" diameter water main located in the Village of Downers Grove. The source of the leak was a failure in the valve bonnet assembly of a 12" diameter blow off valve. The valve was replaced with a new 12" diameter valve, and the old valve will be refurbished by Staff and placed in stock.

Staff continues collecting cathodic protection test point data.

Instrumentation / Remote Facilities Overview

A Work Authorization was issued to purchase and install upgraded LED aviation obstruction lighting fixtures on top of all Commission standpipes. The existing incandescent fixtures are beyond their useful life and are not capable of accepting LED lamps.

Storage System

Quick Response Electrical Contract Work Authorization Order No. 8.003 to install temperature monitoring systems at Standpipes Nos. 1, 3 and 4W is complete.

Meter Stations

The Commission is recommending award of a contract for the Rehabilitation of Masonry and Pre-Cast Concrete Joint Sealants at 73 Locations Throughout DuPage County. Eight (8) proposals were received and Staff is recommending the award to Injection and Waterproofing Systems, Inc.

Facility Operations

Staff is working on a project to install high efficiency LED lighting fixtures for the DuPage Pumping Station and Administration facilities. This project was identified in the 2014/2015 Condition Assessment and was included in the Commission's Five-Year Capital Improvement Plan.

A Work Authorization Order was issued for services provided by Volt Electric, Inc. to perform Infrared Scanning and necessary repairs of electrical equipment at the DuPage Pumping Station.

The Commission is advertising for bids on the Contract for 36-Month Heavy Machinery and Equipment Rigging, Transportation and Installation Service to enable Staff to have such services available when work is required on the Commission's High Lift Pumps, Motors and Ancillary Equipment.

The Commission is advertising for bids on the Contract for 36-Month Maintenance, Parts and Repair Service for Large Water Pumps to enable Staff to have such services available when work is required on the Commission's High Lift Pumps, Motors and Ancillary Equipment.

Security

The Commission is continuing to update its Emergency Response Plan (ERP) and its Vulnerability Assessment as our system grows.

It is imperative that all Commission's padlocks at the metering stations are not locked out of the loops. The Water Purchase Agreement requires the Commission to have access to all metering stations at any time.

The Commission will be installing new electronic padlocks and door locks at all the Commission remote facilities.

Summer Operations

Now that the summer is here we need to start thinking about preparing our systems for the high flows of summer.

Make sure the overflow drains and vents are clean and drain properly to

prevent any flooding problems.

You cannot exceed the 1.7 times allocation.

You must take water at a constant rate.

If you need to take additional water, you can exceed the 1.7 times allocation between 00:00 and 06:00. Try to have your storage reservoirs filled by 06:00.

Manhole lids and frames are in place and at the correct elevation. Catch basins are clean.

Make sure your employees take the proper safety precautions when working in summer conditions, (Heat, Sunburn, Weeds, stinging or biting Insects, Sudden Storms, and Dehydration)

Meter Testing

Annual Customer Meter Calibration Program

The annual customer meter testing program is complete. As of this date all meter have tested within +/- 2% accuracy.

Rick Nolan Meter Technician and should be contacted with any questions or concerns.

The Commission is available to test the large customer meters. We can test 6" 8" and 10" turbine meters. Please contact John Schori at (630) 834-0100 if you have any questions concerning this service.

The annual customer meter testing program will be run differently this year. The commission has changing out all the billing meters, so as each existing meter was replaced it was tested to verify the final reading prior to the new meters be placed in service.

The Flow Meter Replacement Project Contract with Meccon Industries to replace water meters at the Commission's meter stations is complete.

Regulations

Consumer Confidence Report (CCR) needs to be sent to customers by July 1, 2018, Certification of CCR's need to be sent to the IEPA by October 1, 2018. Please send a copy of your CCR to the Commission.

The proposed changes to the minimum chlorine residual are under review and there is no time limit as of now.

Water Quality

The Commission is not feeding chlorine at this time.

Water Rates

Water rate for 2018 \$4.94/1000 gallons

The Commission has budget a \$0.06/1000 gallon increase that went into effect May 1, 2018.

Water rate for 2018 \$4.94/1000 gallons

Other

The Commission invites you to view all Committee and Commission Agendas which can be found on our website at www.dpwc.org.

Please contact the Commission with any changes in water department personnel, phone and/or pager numbers. This is an important part of our ERP for system emergency purposes.

Please provide the Commission with a valid e-mail address. All meeting minutes will be distributed via e-mail.

The next Operators Round Table will be October 19, 2018 at 9:00 A.M. or before if events warrant.

AWWA

Update from Water Utility Council:

In February, SB 3080 was introduced by Senator Heather Steans. Among other things, SB 3080 requires the replacement of all lead service lines within specific time frames. The Water Utility Council has met with Sen. Steans and the advocates of this legislation. The WUC has offered language to make the mandate more manageable. The General Assembly adjourned on May 31 without passing this legislation. While the issue of lead line replacement isn't dead, there will be no action on SB 3080 until the General Assembly returns to Springfield in November for the fall veto session.

The ISAWWA WUC will continue to monitor this bill.

Saturday, July 21, 2018

07/21/18 - WIW Hosted Event: Kayak on the Rock River

7/21/2018

Location: Dixon, Illinois **Time:** Meet at 9:45 AM

Wednesday, August 1, 2018

08/01/18 - Meters & Metering Systems (Oswego) IEPA#12249

8/1/2018

Location: Oswego, Illinois **Time:** Registration at 7:30 AM

Thursday, August 2, 2018

08/02/18 - Lead & Copper - Wtr Trt & Corrosion Control (McHenry) IEPA#12247

8/2/2018

Location: McHenry, Illinois **Time:** Registration at 7:30 AM

Tuesday, August 7, 2018

08/07/18 - WATER LOSS - Hands on Leak Detection & Meter Testing (Addison) IEPA#12153

8/7/2018

Location: Addison, Illinois **Time:** Registration at 7:30 AM

Wednesday, August 8, 2018

08/08/18 - Understanding Electrical Drawings (Chicago) IEPA#12255

8/8/2018

Location: Chicago, Illinois **Time:** Registration at 7:30 AM

Saturday, August 11, 2018

No Water - No Hockey Inaugural Charity Hockey Game

8/11/2018

Location: Bensenville, Illinois **Time:** Doors Open at 6:00 PM

If Brain Jack is there, ask him if he wants to say anything about the Hockey game

Tuesday, August 14, 2018

08/14/18 - Certified Flagger (Norridge) IEPA#12239

8/14/2018

Location: Norridge, Illinois *Time:* Registration begins at 7:30am

Wednesday, August 15, 2018

08/15/18 - The Business of Customer Service (St. Charles) IEPA#12349

8/15/2018

Location: St Charles, Illinois *Time:* Registration begins at 8:00 am

Friday, August 17, 2018

YP Tour of Jardine Plant - Lagunitas Brewery Tour

8/17/2018

Location: Chicago, Illinois

 [Export to Your Calendar](#)  [Register](#)

Monday, August 20, 2018

08/20/18-08/21/18 - Water Dist System O&M-Class C/D-2 day (Chicago) IEPA#12375

8/20/2018 » 8/21/2018

Location: Chicago, Illinois *Time:* Registration at 7:30 AM

 [Export to Your Calendar](#)  [Register](#)

08/20/2018 Safety & Handling of Permanganate WEBINAR IEPA# 12442

8/20/2018

Time: 12:00 pm

 [Export to Your Calendar](#)  [Register](#)

Tuesday, August 21, 2018

08/21/18 - Lead & Copper - Water Treatment & Corrosion Control (St Charles) IEPA#12147

8/21/2018

Location: St Charles, Illinois *Time:* Registration at 7:30 AM

Questions & Answers

If you have any comments concerning these issues or would like to have a topic discussed at the next Round Table Meeting, please feel free to email me at mcghee@dpwc.org.

Handouts:

1. DuPage Laboratory Bench Sheet for April 2018, May 2018, and June 2018.

Operations/Minutes/Ort180720.doc

OPERATORS ROUND TABLE

Village of Addison	Village of Itasca
Steward McLeod	Absent
Argonne National Laboratory	Village of Lisle
Absent	Absent
Village of Bensenville	Village of Lombard
Absent	Absent
Village of Bloomingdale	City of Naperville
Absent	Pat O'Malley
Village of Carol Stream	Village of Oak Brook
Absent	Absent
Village of Clarendon Hills	City of Oakbrook Terrace
Absent	Absent
City of Darien	Village of Roselle
Absent	Mike Schulz
City of Downers Grove	Village of Villa Park
David Moody	Dan Coulter
County of DuPage	Village of Westmont
Absent	Absent
City of Elmhurst	City of Wheaton
John Kelly	Absent
Village of Glendale Heights	Village of Willowbrook
Jeff McCumber	Absent
Village of Glen Ellyn	Village of Winfield
John Hubsy	Ryan Jackson
Village of Hinsdale	City of Wood Dale
Absent	Absent
Illinois American Water Works Company	Village of Woodridge
Absent	Mike Kaczmark


EPA0418

DUPAGE WATER COMMISSION LABORATORY BENCH SHEET
MONTHLY REPORT FOR APRIL 2018

LEXINGTON SUPPLY

DUPAGE DISCHARGE

DAY	FREE CL ₂ mg/l	TURBIDITY NTU	PO ₄ mg/l	FREE CL ₂ mg/l	TURBIDITY NTU	TEMP °F	pH	Fluoride	PO ₄ mg/l	P.A.C. LBS/MG	ANALYST INT
1	0.91	0.06	0.49	0.74	0.08	54	7.8	0.8	0.49	0	CT
2	1.00	0.05	0.54	0.81	0.07	54	7.7	0.8	0.49	0	RC
3	0.97	0.05	0.52	0.80	0.08	55	7.8	0.8	0.55	0	RC
4	1.00	0.06	0.53	0.77	0.07	54	7.8	0.8	0.54	0	CT
5	0.97	0.05	0.45	0.79	0.08	54	7.8	0.8	0.54	0	CT
6	0.97	0.05	0.48	0.77	0.08	54	7.8	0.8	0.54	0	CT
7	1.00	0.06	0.46	0.77	0.08	55	7.7	0.8	0.50	0	RC
8	1.00	0.06	0.47	0.73	0.08	55	7.8	0.8	0.52	0	CT
9	1.00	0.06	0.46	0.73	0.08	50	7.8	0.8	0.46	0	CT
10	0.91	0.06	0.47	0.77	0.07	49	7.8	0.8	0.45	0	CT
11	0.91	0.08	0.48	0.81	0.08	50	7.7	0.7	0.50	0	RC
12	0.90	0.08	0.49	0.78	0.08	50	7.7	0.7	0.53	0	RC
13	0.96	0.08	0.49	0.75	0.09	53	7.7	0.8	0.46	0	RC
14	0.96	0.08	0.46	0.76	0.08	53	7.8	0.8	0.46	0	AM
15	0.94	0.08	0.48	0.74	0.09	53	7.8	0.7	0.47	0	AM
16	0.96	0.06	0.56	0.75	0.08	53	7.7	0.8	0.48	0	RC
17	1.00	0.05	0.47	0.72	0.08	54	7.8	0.8	0.53	0	RC
18	0.96	0.08	0.52	0.86	0.08	53	7.7	0.7	0.56	0	AM
19	1.00	0.07	0.56	0.80	0.08	53	7.7	0.9	0.58	0	AM
20	1.00	0.07	0.51	0.81	0.08	53	7.7	0.7	0.54	0	AM
21	1.00	0.07	0.52	0.80	0.09	53	7.7	0.8	0.53	0	KD
22	1.00	0.07	0.51	0.78	0.09	53	7.8	0.8	0.56	0	KD
23	0.99	0.07	0.53	0.83	0.08	53	7.8	0.8	0.54	0	AM
24	1.00	0.08	0.52	0.79	0.09	52	7.8	0.8	0.54	0	AM
25	0.96	0.07	0.53	0.81	0.09	54	7.8	0.8	0.59	0	KD
26	0.99	0.07	0.55	0.82	0.09	54	7.8	0.8	0.57	0	KD
27	0.90	0.07	0.58	0.74	0.09	54	7.8	0.7	0.59	0	KD
28	0.95	0.07	0.58	0.73	0.09	55	7.8	0.8	0.59	0	AM
29	1.00	0.08	0.56	0.76	0.08	56	7.8	0.8	0.58	0	AM
30	0.93	0.05	0.56	0.71	0.08	56	7.8	0.8	0.58	0	KD
AVG	0.97	0.07	0.51	0.77	0.08	53	7.8	0.8	0.53	0	
MAX	1.00	0.08	0.58	0.86	0.09	56	7.8	0.9	0.59	0	
MIN	0.90	0.05	0.45	0.71	0.07	49	7.7	0.7	0.45	0	




Terrance McGhee
Manager of Water Operations

DUPAGE WATER COMMISSION LABORATORY BENCH SHEET
MONTHLY REPORT FOR MAY 2018

LEXINGTON SUPPLY

DUPAGE DISCHARGE

DAY	FREE CL ₂ mg/l	TURBIDITY NTU	PO ₄ mg/l	FREE CL ₂ mg/l	TURBIDITY NTU	TEMP °F	pH	Fluoride	PO ₄ mg/l	P.A.C. LBS/MG	ANALYST INT
1	1.00	0.08	0.59	0.80	0.09	55	7.8	0.9	0.58	0	KD
2	0.98	0.08	0.56	0.81	0.08	55	7.8	0.8	0.57	0	AM
3	1.00	0.08	0.57	0.81	0.09	56	7.8	0.8	0.57	0	AM
4	1.00	0.08	0.59	0.83	0.09	56	7.7	0.9	0.58	0	AM
5	1.00	0.08	0.59	0.81	0.09	56	7.8	0.9	0.58	0	KD
6	1.00	0.06	0.59	0.86	0.08	55	7.8	0.9	0.61	0	KD
7	1.00	0.07	0.56	0.84	0.08	56	7.7	0.8	0.58	0	AM
8	1.00	0.08	0.58	0.81	0.08	56	7.8	0.9	0.59	0	AM
9	0.99	0.06	0.59	0.81	0.08	56	7.7	0.9	0.60	0	KD
10	1.00	0.07	0.59	0.80	0.09	56	7.8	0.9	0.59	0	KD
11	1.00	0.08	0.60	0.84	0.08	57	7.8	0.8	0.62	0	KD
12	1.00	0.08	0.51	0.82	0.07	59	7.8	0.8	0.52	0	CT
13	0.93	0.08	0.57	0.81	0.07	58	7.8	0.8	0.59	0	CT
14	1.10	0.06	0.60	0.83	0.09	58	7.8	0.9	0.61	0	KD
15	1.10	0.08	0.52	0.80	0.08	58	7.8	0.8	0.63	0	KD
16	1.00	0.08	0.57	0.80	0.08	59	7.8	0.7	0.63	0	CT
17	1.00	0.07	0.57	0.85	0.08	59	7.8	0.7	0.60	0	CT
18	1.00	0.06	0.58	0.85	0.08	60	7.8	0.7	0.58	0	CT
19	1.04	0.06	0.59	0.89	0.07	56	7.7	0.9	0.65	0	RC
20	0.99	0.06	0.60	0.93	0.07	57	7.7	0.9	0.59	0	RC
21	1.00	0.07	0.54	0.86	0.08	56	7.7	0.8	0.60	0	CT
22	1.10	0.06	0.60	0.83	0.07	58	7.8	0.7	0.53	0	CT
23	1.11	0.06	0.57	0.93	0.07	57	7.7	1.0	0.59	0	RC
24	1.02	0.06	0.59	0.88	0.06	57	7.7	0.9	0.59	0	RC
25	1.05	0.06	0.57	0.91	0.07	57	7.7	1.0	0.57	0	RC
26	0.98	0.08	0.58	0.91	0.07	58	7.7	0.9	0.57	0	CT
27	0.92	0.08	0.54	0.90	0.07	57	7.7	0.9	0.58	0	CT
28	1.00	0.07	0.55	0.88	0.07	57	7.7	0.9	0.58	0	RC
29	0.99	0.07	0.55	0.91	0.09	57	7.7	0.8	0.58	0	RC
30	1.10	0.08	0.50	0.90	0.07	57	7.7	0.7	0.58	0	CT
31	1.00	0.08	0.52	0.87	0.07	58	7.7	0.8	0.59	0	CT
AVG	1.01	0.07	0.57	0.85	0.08	57	7.8	0.8	0.59	0	
MAX	1.11	0.08	0.60	0.93	0.09	60	7.8	1.0	0.65	0	
MIN	0.92	0.06	0.50	0.80	0.06	55	7.7	0.7	0.52	0	




Terrance McGhee
Manager of Water Operations

DUPAGE WATER COMMISSION LABORATORY BENCH SHEET
MONTHLY REPORT FOR JUNE 2018

LEXINGTON SUPPLY

DUPAGE DISCHARGE

DAY	FREE CL ₂ mg/l	TURBIDITY NTU	PO ₄ mg/l	FREE CL ₂ mg/l	TURBIDITY NTU	TEMP °F	pH	Fluoride	PO ₄ mg/l	P.A.C. LBS/MG	ANALYST INT
1	0.95	0.08	0.57	0.89	0.07	63	7.8	0.8	0.51	0	CT
2	0.99	0.07	0.55	0.80	0.09	62	7.7	1.0	0.59	0	RC
3	0.97	0.07	0.57	0.87	0.08	60	7.8	0.9	0.52	0	RC
4	0.95	0.08	0.53	0.86	0.07	61	7.8	0.7	0.53	0	CT
5	0.94	0.08	0.51	0.85	0.07	61	7.8	0.8	0.51	0	KD
6	0.93	0.08	0.59	0.92	0.08	60	7.8	0.7	0.56	0	RC
7	0.99	0.08	0.55	0.80	0.09	60	7.8	0.8	0.59	0	RC
8	0.83	0.11	0.52	0.83	0.09	60	7.7	0.9	0.58	0	RC
9	0.89	0.09	0.60	0.87	0.09	60	7.8	0.7	0.59	0	AM
10	0.95	0.09	0.60	0.92	0.08	60	7.8	0.8	0.57	0	AM
11	0.97	0.07	0.57	0.87	0.07	60	7.7	0.8	0.57	0	RC
12	0.95	0.07	0.51	0.80	0.08	61	7.7	0.8	0.57	0	RC
13	0.93	0.07	0.59	0.88	0.09	61	7.8	0.8	0.57	0	RC
14	0.99	0.08	0.58	0.83	0.09	60	7.8	0.9	0.58	0	AM
15	0.98	0.07	0.60	0.83	0.08	60	7.8	0.8	0.58	0	AM
16	0.99	0.07	0.60	0.84	0.09	62	7.8	0.8	0.59	0	AM
17	1.00	0.09	0.59	0.80	0.09	64	7.7	0.9	0.65	0	KD
18	1.10	0.08	0.57	0.88	0.08	61	7.8	0.9	0.58	0	KD
19	1.10	0.07	0.58	0.89	0.09	61	7.7	0.9	0.59	0	AM
20	1.10	0.08	0.59	0.86	0.09	62	7.8	0.9	0.60	0	AM
21	0.96	0.07	0.53	0.88	0.10	61	7.8	0.8	0.55	0	KD
22	1.00	0.08	0.57	0.80	0.10	63	7.8	0.8	0.58	0	KD
23	0.92	0.09	0.57	0.86	0.10	63	7.8	0.8	0.56	0	KD
24	1.15	0.09	0.55	0.93	0.10	64	7.7	0.8	0.60	0	AM
25	1.00	0.09	0.56	0.89	0.10	63	7.8	0.8	0.58	0	RC
26	1.10	0.08	0.56	0.95	0.09	63	7.8	0.8	0.58	0	AM
27	1.10	0.09	0.57	0.89	0.08	63	7.8	0.8	0.51	0	CT
28	1.10	0.09	0.56	0.94	0.09	63	7.6	0.9	0.57	0	AM
29	1.10	0.09	0.52	0.90	0.09	63	7.6	0.9	0.59	0	AM
30	1.10	0.08	0.53	0.89	0.10	63	7.5	0.9	0.59	0	AM
31											KD
AVG	1.00	0.08	0.56	0.87	0.09	62	7.8	0.8	0.57	0	
MAX	1.15	0.11	0.60	0.95	0.10	64	7.8	1.0	0.65	0	
MIN	0.83	0.07	0.51	0.80	0.07	60	7.5	0.7	0.51	0	



Terrance McGhee
Manager of Water Operations