

**OPERATORS ROUND TABLE
DU PAGE PUMPING STATION
January 22, 2016
9:00 AM**

Status of DuPage Water Commission

The Commission's sales for the month of December were a total of 1.959 billion gallons. This represents an average day demand of 63.2 million gallons per day (MGD), which is lower than the December 2014 average day demand of 64.4 MGD. The maximum day demand was 67.6 MGD on December 31, 2015, which is lower than the December 2014 maximum day demand of 68.0 MGD. The minimum day flow was 59.5 MGD.

The Commission's recorded total precipitation for the month of December was 4.87 inches compared to 0.79 inches for December 2014. The level of Lake Michigan for December 2015 is 579.24 (Feet IGLD 1985) compared to 579.16 (Feet IGLD 1985) for December of 2014

Water Conservation

Ongoing: Staff is working with SCARCE to earn their Earth Flag. The process consists of a green audit, staff training in recycling and conservation, an action that involves the Commission in the community (i.e. a book drive, cleaning a creek, adopting a highway, etc.), and finally presenting the Earth Flag to the Board Members. Staff has completed the green audit and is working with SCARCE to set up a date for staff training.

The Commission will be hosting several tours from local schools in the coming months.

The Commission is looking to kick start its program and would to update its Conservation contact list.

Wireless Data Project

Staff installed cable for wireless access points in most locations and work has commenced on the installation of access points with minor assistance by the Contractor. Once complete the Contractor will assist Staff with configuring and commissioning the system.

Pipeline Maintenance

Pipeline Maintenance

Staff is continuing with cathodic protection test station installations at various locations within DuPage County rights-of-way.

Preparations are underway to perform exploratory excavations in advance of replacing large diameter valves in the next construction season.

Instrumentation / Remote Facilities Overview

Resolution R-32-15 appears on the agenda requesting authorization to advertise for bids for Quick Response Electrical Work (Contract QRE-7/15). The current QRE-6/12 contract expires in December.

Resolution R-33-15 also appears on the agenda requesting authorization of two Work Authorization Orders: QRE-6.021 for selective instrumentation work related to the Reservoir Hatch and Vent replacement project.

Facility Construction

Storage System Improvements

The Contract for the Rehabilitation of Coating Systems and Fall Protection Systems for Tank Sites No. 2 and No. 4 West (Contract SS-6/15) is completed.

Bid opening for the Contract for the Rehabilitation of Coating Systems and Fall Protection Systems for Tank Sites No. 1 and No. 4 East (Contract SS-7/16) were opened on January 6th. A recommendation for award will be made at the next scheduled Board meeting.

DuPage Pumping Station

Ongoing: Manusos General Contracting, Inc. has completed the installation of the East Reservoir hatches, vents and stairway replacements. The Metering Station 19B sidewalk, stair and railing replacement is also complete. The Contractor is waiting on authorization to commence the work on the DPPS West Reservoir hatches and vents.

Staff and AECOM are working on the schedule and details of the Condition Assessment of the DPPS Reservoirs and Stormwater Detention Tank to coincide with the DPPS Reservoir hatch and vent work.

Concrete Parapet, Masonry and Railing Rehabilitation Work at the Generator Facility Buildings are complete. A Change Order modifying the indeterminate unit items will be presented at the next scheduled Board meeting.

The Commission is in the process of replacing its in house telephone system. The telephone equipment is on order and a schedule for installation is being developed.

Condition Assessment

The Commission plans to continue evaluating various methods of determining the condition of its pipelines.

Security

The Commission is continuing to update its Emergency Response Plan (ERP) and its Vulnerability Assessment as our system grows.

It is imperative that all Commission's padlocks at the metering stations are not locked out of the loops. The Water Purchase Agreement requires the Commission to have access to all metering stations at any time.

Winter Operations

With the summer demand around the corner, we need to start thinking about winter operations.

Make sure to keep the water moving in your elevated tanks to prevent any water quality problems.

Make sure the overflow drains and vents are clean and drain properly to prevent any freezing problems.

You cannot exceed the 1.7 times allocation.

You must take water at a constant rate.

Manhole lids are in place

Catch basins are clean

Meter Testing

Annual Customer Meter Calibration Program

The Annual Customer Meter Calibration program is about 50% complete.

Rick Nolan Meter Technician and should be contacted with any questions or concerns.

The Commission is available to test the large customer meters. We can test 6" 8" and 10" turbine meters. Please contact John Schori at (630) 834-0100 if you have any questions concerning this service.

The Commission is currently installing 4 different magnetic flow meters in different Naperville meter stations. The Commission will compare meter readings for approximately a year before deciding which manufacture will be selected.

Regulations

The City of Chicago is gradually lowering its Fluoride feed to reach the new 0.7 mg/l recommendation.

Water Quality

The Commission is not feeding chlorine at this time.

Water Rates

Water rate for 2016 \$4.85/1000 gallons

O&M \$4.85/1000 gallons

Other

The Commission invites you to view all Committee and Commission Agendas which can be found on our website at www.dpwc.org.

Please contact the Commission with any changes in water department personnel, phone and/or pager numbers. This is an important part of our ERP for system emergency purposes.

Please provide the Commission with a valid e-mail address. All meeting minutes will be distributed via e-mail.

The next Operators Round Table will be April 22, 2016 at 9:00 A.M. or before if events warrant.

ISAWWA

01/22/16- No Water, No Beer Event

1/22/2016

Location: Orland Park, Illinois Time: 6:00 - 9:00 pm

IRWA Conference - Effingham, IL

2/16/2016 » 2/18/2016

WATERCON2016

3/21/2016 » 3/24/2016

Location: Springfield, Illinois

Questions & Answers

If you have any comments concerning these issues or would like to have a topic discussed at the next Round Table Meeting, please feel free to email me at mcghee@dpwc.org.

Handouts:

1. DuPage Laboratory Bench Sheet for October, 2015, November, 2015, and December, 2015.
2. ILLINOIS PUBLIC RISK FUND Slips, Trips, and Falls article from their January 2016 Newsletter.
3. Preserving Every Drop – ECO Catalog

Operations/Minutes/Ort160122.doc

OPERATORS ROUND TABLE

Village of Addison	Village of Itasca
Jim Russo	Absent
Argonne National Laboratory	Village of Lisle
	Absent
John Daum	Village of Lombard
Village of Bensenville	
Absent	Luke Sharp
Village of Bloomingdale	City of Naperville
	Pat O'Malley
Pat Maranto	Amy Ries
Village of Carol Stream	Village of Oak Brook
	Absent
Absent	City of Oakbrook Terrace
Village of Clarendon Hills	
	Absent
Joe ferrel	Village of Roselle
City of Darien	
Absent	Mike Schulz
City of Downers Grove	Village of Villa Park
	Dan Couilly
Absent	Village of Westmont
County of DuPage	
	Mike Ramsey
Jim Joers	City of Wheaton
City of Elmhurst	
Dan Rosenwinkel	Al McMillen
Village of Glendale Heights	Village of Willowbrook
	Brian Decker
Absent	Justin Fuller
Village of Glen Ellyn	Village of Winfield
	Absent
Absent	City of Wood Dale
Village of Hinsdale	Piotr Grodzki
	Joe Roth
Absent	Village of Woodridge
Illinois American Water Works Company	
Absent	Absent

DUPAGE WATER COMMISSION LABORATORY BENCH SHEET
MONTHLY REPORT FOR OCTOBER 2015

LEXINGTON SUPPLY

DUPAGE DISCHARGE

DAY	FREE CL ₂ mg/l	TURBIDITY NTU	PO ₄ mg/l	FREE CL ₂ mg/l	TURBIDITY NTU	TEMP °F	pH	Fluoride	PO ₄ mg/l	P.A.C. LBS/MG	ANALYST INT
1	0.93	0.09	0.58	0.95	0.09	71	7.6	1.1	0.58	0	KD
2	0.95	0.09	0.56	0.98	0.10	71	7.6	1.0	0.57	0	KD
3	0.98	0.09	0.58	0.99	0.09	70	7.6	1.1	0.56	0	CT
4	0.98	0.08	0.56	1.00	0.09	70	7.6	1.1	0.56	0	CT
5	0.95	0.09	0.57	0.98	0.08	70	7.6	1.1	0.58	0	RC
6	0.99	0.09	0.55	1.03	0.06	69	7.6	1.0	0.57	0	RC
7	1.00	0.09	0.56	1.05	0.06	69	7.5	0.9	0.57	0	CT
8	1.00	0.08	0.56	1.02	0.07	69	7.6	1.0	0.55	0	CT
9	0.94	0.09	0.58	0.98	0.07	69	7.6	1.0	0.51	0	CT
10	0.95	0.09	0.57	0.98	0.07	69	7.6	1.1	0.57	0	RC
11	0.96	0.09	0.57	0.97	0.08	69	7.5	1.1	0.57	0	RC
12	0.96	0.10	0.52	0.98	0.08	69	7.5	0.9	0.52	0	CT
13	0.97	0.09	0.57	0.99	0.08	69	7.5	0.9	0.55	0	CT
14	0.97	0.10	0.57	0.99	0.07	68	7.5	1.1	0.58	0	RC
15	0.95	0.10	0.56	0.98	0.07	68	7.6	1.1	0.55	0	RC
16	0.93	0.10	0.55	0.96	0.07	69	7.5	1.0	0.55	0	RC
17	0.96	0.10	0.55	0.97	0.07	69	7.5	1.0	0.50	0	CT
18	0.97	0.10	0.55	0.99	0.09	68	7.5	1.0	0.54	0	CT
19	0.95	0.10	0.54	0.98	0.08	68	7.6	1.0	0.57	0	RC
20	0.96	0.10	0.58	0.99	0.08	68	7.5	1.0	0.56	0	RC
21	0.93	0.09	0.52	0.95	0.07	68	7.5	1.0	0.58	0	CT
22	0.94	0.09	0.57	0.97	0.07	67	7.5	1.0	0.56	0	CT
23	0.94	0.09	0.55	0.96	0.08	68	7.5	1.1	0.58	0	CT
24	0.93	0.09	0.57	0.94	0.09	68	7.5	1.0	0.59	0	CT
25	0.93	0.09	0.56	0.96	0.08	67	7.6	1.0	0.56	0	RC
26	0.95	0.09	0.58	0.97	0.09	68	7.6	1.0	0.57	0	CT
27	0.97	0.09	0.58	0.99	0.09	68	7.6	1.0	0.58	0	CT
28	0.97	0.08	0.57	1.00	0.08	67	7.6	1.0	0.59	0	RC
29	0.95	0.09	0.55	0.98	0.08	67	7.5	1.0	0.59	0	RC
30	0.97	0.09	0.57	0.98	0.08	68	7.5	0.9	0.56	0	RC
31	0.95	0.09	0.56	0.97	0.09	68	7.6	1.0	0.58	0	AM
AVG	0.96	0.09	0.56	0.98	0.08	69	7.6	1.0	0.56	0	
MAX	1.00	0.10	0.58	1.05	0.10	71	7.6	1.1	0.59	0	
MIN	0.93	0.08	0.52	0.94	0.06	67	7.5	0.9	0.50	0	



Terrance McGhee
Manager of Water Operations

DUPAGE WATER COMMISSION LABORATORY BENCH SHEET
MONTHLY REPORT FOR NOVEMBER 2015

LEXINGTON SUPPLY

DUPAGE DISCHARGE

DAY	FREE CL ₂ mg/l	TURBIDITY NTU	PO ₄ mg/l	FREE CL ₂ mg/l	TURBIDITY NTU	TEMP °F	pH	Fluoride	PO ₄ mg/l	P.A.C. LBS/MG	ANALYST INT
1	0.94	0.11	0.55	0.92	0.09	67	7.6	1.0	0.57	0	KD
2	0.96	0.12	0.52	0.93	0.11	67	7.6	0.9	0.55	0	KD
3	0.97	0.10	0.54	0.93	0.11	65	7.6	0.9	0.59	0	KD
4	0.96	0.10	0.54	0.94	0.10	65	7.6	0.9	0.52	0	AM
5	0.96	0.10	0.58	0.94	0.13	63	7.4	1.0	0.57	0	AM
6	0.95	0.10	0.57	0.95	0.10	64	7.5	0.9	0.54	0	AM
7	0.94	0.09	0.55	0.94	0.10	64	7.6	1.0	0.59	0	KD
8	0.94	0.11	0.56	0.93	0.09	65	7.6	1.0	0.57	0	KD
9	0.94	0.10	0.58	0.93	0.10	64	7.5	1.0	0.55	0	AM
10	0.93	0.09	0.57	0.91	0.09	64	7.5	1.0	0.55	0	KD
11	0.92	0.09	0.55	0.91	0.09	64	7.6	1.0	0.52	0	KD
12	0.94	0.09	0.57	0.91	0.09	64	7.6	0.9	0.56	0	KD
13	0.94	0.09	0.56	0.93	0.09	64	7.6	0.9	0.55	0	KD
14	0.94	0.10	0.59	0.92	0.10	63	7.6	1.0	0.57	0	AM
15	0.96	0.10	0.55	0.96	0.12	63	7.6	0.9	0.56	0	AM
16	0.94	0.08	0.56	0.93	0.10	63	7.6	0.9	0.55	0	KD
17	0.93	0.09	0.53	0.94	0.09	62	7.6	0.9	0.58	0	KD
18	0.97	0.12	0.58	0.92	0.09	62	7.6	0.9	0.57	0	AM
19	0.95	0.11	0.54	0.94	0.10	63	7.5	0.9	0.54	0	AM
20	0.95	0.08	0.54	0.95	0.09	61	7.5	0.9	0.55	0	AM
21	0.96	0.08	0.55	0.95	0.09	61	7.4	0.9	0.59	0	KD
22	0.97	0.08	0.53	0.95	0.08	61	7.6	0.9	0.55	0	KD
23	0.97	0.08	0.57	0.94	0.09	60	7.6	0.9	0.58	0	AM
24	0.98	0.08	0.57	0.96	0.08	60	7.5	0.9	0.56	0	AM
25	0.97	0.10	0.59	0.95	0.09	60	7.6	0.9	0.58	0	KD
26	0.99	0.09	0.58	0.97	0.09	60	7.5	0.9	0.56	0	KD
27	0.97	0.09	0.58	0.97	0.08	59	7.6	0.8	0.53	0	KD
28	0.97	0.11	0.55	0.96	0.08	59	7.6	0.9	0.54	0	CT
29	0.96	0.12	0.53	0.95	0.08	61	7.6	1.0	0.57	0	CT
30	0.97	0.12	0.54	0.95	0.07	61	7.6	0.8	0.59	0	RC
31											
AVG	0.95	0.10	0.56	0.94	0.09	63	7.6	0.9	0.56	0	
MAX	0.99	0.12	0.59	0.97	0.13	67	7.6	1.0	0.59	0	
MIN	0.92	0.08	0.52	0.91	0.07	59	7.4	0.8	0.52	0	




Terrance McGhee
Manager of Water Operations

DUPAGE WATER COMMISSION LABORATORY BENCH SHEET
MONTHLY REPORT FOR DECEMBER 2015

LEXINGTON SUPPLY

DUPAGE DISCHARGE

DAY	FREE CL ₂ mg/l	TURBIDITY NTU	PO ₄ mg/l	FREE CL ₂ mg/l	TURBIDITY NTU	TEMP °F	pH	Fluoride	PO ₄ mg/l	P.A.C. LBS/MG	ANALYST INT
1	0.96	0.10	0.57	0.95	0.09	58	7.6	0.7	0.58	0	RC
2	0.95	0.10	0.57	0.95	0.09	58	7.6	0.8	0.58	0	CT
3	1.00	0.10	0.57	0.97	0.09	56	7.6	0.9	0.57	0	CT
4	1.10	0.11	0.58	0.97	0.10	56	7.5	0.9	0.57	0	CT
5	1.01	0.10	0.54	0.99	0.10	54	7.5	0.7	0.58	0	RC
6	1.01	0.11	0.54	0.98	0.10	55	7.5	0.8	0.57	0	RC
7	1.00	0.11	0.54	0.98	0.10	55	7.6	0.9	0.52	0	CT
8	0.95	0.09	0.54	0.95	0.11	54	7.5	0.8	0.52	0	RC
9	1.00	0.09	0.52	0.97	0.10	54	7.5	0.8	0.56	0	RC
10	0.96	0.09	0.52	0.98	0.09	53	7.4	0.8	0.57	0	RC
11	0.96	0.10	0.51	0.97	0.09	53	7.4	0.8	0.58	0	RC
12	0.96	0.10	0.50	0.96	0.09	56	7.5	0.9	0.57	0	CT
13	0.97	0.09	0.53	0.96	0.09	51	7.5	0.9	0.56	0	CT
14	0.98	0.09	0.54	0.96	0.08	51	7.5	0.7	0.57	0	RC
15	0.96	0.10	0.53	0.97	0.08	50	7.6	0.7	0.57	0	RC
16	0.95	0.09	0.54	0.97	0.09	49	7.6	0.7	0.51	0	CT
17	0.96	0.09	0.54	0.95	0.10	49	7.6	0.7	0.55	0	CT
18	0.97	0.09	0.54	0.96	0.10	49	7.5	0.8	0.54	0	CT
19	0.97	0.11	0.53	0.97	0.10	49	7.5	0.7	0.57	0	RC
20	0.99	0.11	0.51	0.96	0.10	49	7.5	0.7	0.55	0	RC
21	0.98	0.11	0.57	0.95	0.09	48	7.5	0.8	0.57	0	CT
22	0.98	0.10	0.58	0.94	0.09	48	7.5	0.7	0.54	0	CT
23	0.97	0.11	0.54	0.94	0.08	47	7.5	0.7	0.57	0	RC
24	0.98	0.11	0.52	0.96	0.09	47	7.6	0.7	0.54	0	RC
25	0.98	0.10	0.52	0.97	0.08	45	7.6	0.7	0.58	0	RC
26	0.96	0.10	0.54	0.98	0.09	45	7.5	0.7	0.54	0	AM
27	0.94	0.10	0.53	0.95	0.08	45	7.4	0.7	0.56	0	AM
28	0.95	0.10	0.58	0.96	0.08	45	7.5	0.8	0.58	0	AM
29	1.10	0.10	0.56	0.94	0.08	43	7.6	0.7	0.57	0	CT
30	0.98	0.10	0.53	0.97	0.08	43	7.4	0.8	0.56	0	AM
31	1.00	0.10	0.51	0.98	0.08	43	7.4	0.8	0.52	0	AM
AVG	0.98	0.10	0.54	0.96	0.09	50	7.5	0.8	0.56	0	
MAX	1.10	0.11	0.58	0.99	0.11	58	7.6	0.9	0.58	0	
MIN	0.94	0.09	0.50	0.94	0.08	43	7.4	0.7	0.51	0	


 Terrance McGhee
 Manager of Water Operations



SLIPS, TRIPS & FALLS The #1 Cause of Injury in the IPRF Program

This is not surprising as Slip/Trip/Fall is the largest cause of injuries in all workers' compensation programs.

What is surprising is that many members of IPRF do not have a Slip/Trip/Fall prevention program in place.

In 2013 the Illinois Public Risk Fund members had 606 claims costing over \$10,000,000. In 2014, 706 claims cost the program over \$9,000,000. The year 2015 is on pace for similar results.

We recommend working with your loss control representative to start an effective prevention program. Your loss control representative will help you identify the common causes of falls at your facilities. Major causes we've seen include fluids on floors, weather related conditions, cables and cords on walkways, and poor housekeeping. Other areas of concern are signage and lighting. Warning signs or yellow paint on changes in elevation help warn employees of hazards. Personal behavior such as using a smart phone to talk or text while walking contributes to falling accidents.

With winter we see snow and ice contribute to slipping and falling. To minimize this we offer the following suggestions:

- Employees who work outside should wear footwear with traction soles, and/or YakTrax (see photo) over boots and shoes. Yak Trax footgear increases traction on



ice and snow. This product can be purchased with IPRF safety grant funds.

- No matter what you're wearing on your feet, a person should walk with their hands out of their pockets for balance and keep knees loose.

- Keep your feet pointed out and take short steps.

- A person is at greater risk when exiting or entering a vehicle as only one foot is on the ground. To make this

maneuver safer we suggest having a cup of sand with holes punched in the cover to sprinkle on the ground by the door. This not only adds traction,



but serves as a reminder to the person to exercise care.

- When entering a building with snow on your feet, knock the snow off before entering to minimize water and wet snow on the floor.



- There should be rugs and yellow 'wet floor' signs by doorways. Custodians should pay extra attention to the entrances when snow is on the ground.

As with any accident at work, report Slip/Trip/Falls promptly. By doing so, corrective action can be taken quickly to prevent others from falling.



IPRF APP NOW AVAILABLE!

In a continuing effort to provide our members with resources to eliminate accidents and injuries, IPRF Loss Control now has an App that can be downloaded for free. Visit the App Store and download the IPRF App, please search for "IPRF".

Currently the IPRF App is only available on iOS devices (Apple) such as iPhone and iPad. Plans are in place to expand to Android users in the future. The App gives users access to a wide range of important safety documents and links to other useful safety-related Apps.

We designed the Safety Awareness Application to be a companion inside the workplace and in the field, putting information at your fingertips when you need it. It is designed to work with Adobe Acrobat Reader, a free download. This allows you to not only view forms and checklists, but use, save and email them.

As an IPRF App user, you have access to GAP analysis documents, Risk Reminders, forms and checklists as well as links to other Apps and safety-related websites.





DUPAGE WATER COMMISSION – PRESERVING EVERY DROP
 Release date: January 2016 - expires 12/31/16

Preserving Every Drop – Eco Catalog

<p>Leak Detection Tablets</p> 	<p>Recycled Rain Gauge</p> 	<p>USA Made 36 oz Water Bottle</p> 	<p>USA Made 18 oz Water Bottle</p> 
<p>Safety Backpack</p> 	<p>Recycled Tote</p> 	<p>Recycled Cardboard Pen</p> 	<p>B2P Recycled Bottle Pen</p> 
<p>Recycled Shower Timer</p> 	<p>Microfiber Cloth</p> 	<p>Recycled Jar Openers/Coasters</p> 	<p>Recycled Key Tag</p> 
<p>Water Conservation Wheel</p> 	<p>Recycled Wristband</p> 	<p>Recycled USA Made 4" Chip Clip</p> 	<p>Recycled USA Made 2" Magnet Clip</p> 
<p>USA Made Sponge</p> 	<p>Water Conservation Activity Book USA Made</p> 	<p>Recycled/Organic T-Shirt</p> 	<p>Basic T-Shirt</p> 

info@ecopromotionsonline.com

877.ECO.WINS

www.ecopromotionsonline.com



Village of Westmont
 Public Works
 Ph. 630-381-6270



DUPAGE WATER COMMISSION – PRESERVING EVERY DROP
 Release date: January 2016 - expires 12/31/16

Preserving Every Drop – Eco Catalog




TOILET LEAK DETECTION TABLETS & CARD

SKU:ET-EBO-Q

Save water and save money by identifying a leaky toilet. Tablets are FDA certified, non-toxic, non-carcinogenic pigments. Stapled to custom instruction card. Plus shipping.

Qty.	250	500	1,000	2,500
\$/each	\$0.97	\$0.80	\$0.65	\$0.55



USA MADE RECYCLED RAIN GAUGE

SKU:RID-GC

This recycled rain gauge provides tips on what and when to water. For new imprint, add \$35 for set up. Plus shipping.

Qty.	100	250	500	1000
\$/ea. 1-color	\$2.20	\$2.15	\$2.00	\$1.95
\$/each-Full color	\$2.95	\$2.85	\$2.80	\$2.50



USA MADE 36 OZ WATER BOTTLE

SKU: UXB-IN-D

Promote health and wellness with this large water bottle with liquid measurements. Dishwasher safe. BPA-free. For new imprint, add \$50 for set up. Plus shipping.

Qty.	100	250	500	1,000
\$/each	\$3.20	\$3.15	\$3.10	\$2.95



USA MADE RECYCLED 18 OZ WATER BOTTLE

SKU: UB-BR-A

Keep plastic water bottles out of landfills with this transparent travel bottle, molded with reusable, recyclable, post-consumer, and recycled PETE. BPA-free. For new imprint, add \$35 for set up. Plus shipping.

Qty.	200	500	1000	2500
\$/each	\$1.95	\$1.85	\$1.75	\$1.65

info@ecopromotionsonline.com

877.ECO.WINS

www.ecopromotionsonline.com





DUPAGE WATER COMMISSION – PRESERVING EVERY DROP
 Release date: January 2016 - expires 12/31/16

Preserving Every Drop – Eco Catalog



RECYCLED SAFETY BACKPACK 13x16

SKU: IS-S-BIBH

This Recycled Safety Backpack is tear-resistant and water repellent and features 1" safety reflective stripes, black draw cords with reinforced corner grommets, and carrying handle. For new imprint, add \$50 for set up. Plus shipping.

Qty.	100	250	500	1000
\$/each	\$1.90	\$1.80	\$1.70	\$1.60



100% RECYCLED PLASTIC BOTTLE TOTE

SKU: FCO-BLRBI

Stock graphics make this bag really stand out. Made from RPET fabric and laminated. For new imprint, add \$40 for set up. Plus shipping.

Qty.	100	250	500	1000
\$/each	\$2.25	\$2.25	\$2.25	\$2.25



RECYCLED CARDBOARD BARREL CLICKER PEN W/ BAMBOO CLIP - SKU: SCP

This Biodegradable Cardboard Barrel Clicker Pen has a bamboo clip. Recycle logo & text on clip is stock. Black ink. For new imprint, add \$25 for set up. Plus shipping.

Qty.	200	500	1000
\$/each	\$0.44	\$0.44	\$0.44



BOTTLE 2 PEN – USA MADE - SKU: SCP

This will become your favorite pen. It's the famous B2P recycled bottle to pen. For new imprint, add \$25 for set up. Plus shipping.

Qty.	200-6499
\$/each	\$0.88

info@ecopromotionsonline.com

877.ECO.WINS

www.ecopromotionsonline.com






DUPAGE WATER COMMISSION – PRESERVING EVERY DROP

Release date: January 2016 - expires 12/31/16

Preserving Every Drop – Eco Catalog



RECYCLED WATER SAVER SHOWER TIMER

SKU: BIO-ECOSV

Promote water conservation and use less resources with this twist-action 5-minute shower timer. The timer is shatter-resistant and the body is made from 100% recycled plastic. For new imprint, add \$55 for set up. Plus shipping.

Qty.	100	250	500	1000
\$/each	\$3.95	\$3.85	\$3.50	\$2.95



REUSABLE MICROFIBER CLOTH

SKU: QEY-NEHH

This is a safe way to clean electronics and eyeglasses – no need for paper towels and spray. For new imprint, add \$45 for set up. Plus shipping.

Qty.	250	500	1000	2500
\$/each	\$0.98	\$0.78	\$0.78	\$0.78



USA MADE RECYCLED RUBBER TIRE JAR OPENER/COASTER

SKU: ST-D-D

These jar openers are not only made from recycled tires; they are multi-functional. Great as an opener, coaster, lint remover and more. For new imprint, add \$35 for set up. Plus shipping.

Qty.	300	500	1000	2500
\$/each	\$0.41	\$0.41	\$0.41	\$0.41



USA MADE RECYCLED RUBBER TIRE KEY TAG

SKU: UTC SHAPES

Another useful item made from recycled rubber tires. For new imprint, add \$35 for set up. Plus shipping.

Qty.	300	500	1000	2500
\$/each	\$0.59	\$0.59	\$0.59	\$0.59

info@ecopromotionsonline.com

877.ECO.WINS

www.ecopromotionsonline.com





DUPAGE WATER COMMISSION – PRESERVING EVERY DROP

Release date: January 2016 - expires 12/31/16

Preserving Every Drop – Eco Catalog



USA MADE WATER CONSERVATION EDUCATION WHEEL - SKU: WC-WHEEL

This Water Conservation Wheel contains valuable every day water conservation procedures that can be practiced at home. A great educational tool for both kids and adults alike. For new imprint, add \$35 for set up. Plus shipping.

Qty.	250	500	1000	2500
\$/each	\$1.09	\$0.99	\$0.90	\$0.70



RECYCLED FABRIC WRISTBAND

SKU: TRECW

These water saving awareness bracelets are made with 100% post-consumer recycled fabric (recycled soda bottles). For new imprint, add \$35 for set up. Plus shipping.

Qty.	100	250	500	1000
\$/each	\$1.50	\$1.39	\$1.29	\$1.20



USA MADE RECYCLED 4" BAG CLIP

SKU: CC-N-S

You can never have enough bag clips! Made from recycled plastic. For new imprint, add \$50 for set up. Plus shipping.

Qty.	250	500	1000	2500
\$/each	\$0.66	\$0.66	\$0.66	\$0.66



USA MADE RECYCLED 2" CLIP W/MAGNET - SKU: NC-LL-MUR

This versatile clip has a magnet on the back, great for hanging items on the fridge or using as a chip clip. Plus shipping. For new imprint, add \$50 for set up.

Qty.	250	500	1000	2500
\$/each	\$1.05	\$0.99	\$0.94	\$0.89

info@ecopromotionsonline.com

877.ECO.WINS

www.ecopromotionsonline.com



DUPAGE WATER COMMISSION – PRESERVING EVERY DROP


Release date: January 2016 - expires 12/31/16



info@ecopromotionsonline.com

877.ECO.WINS

www.ecopromotionsonline.com



USA MADE KIDS' WATER ACTIVITY BOOK

SKU: EIED

This activity book helps educate and develop a positive attitude towards water conservation through. 16 pages, printed using soy inks. For new imprint, add \$35 for set up. Plus shipping.

Qty.	250	500	1000	2500
\$/each	\$0.55	\$0.50	\$0.46	\$0.42



USA MADE COMPRESSED SPONGE

SKU: EIED

The compressed sponge grows when wet from 1/8" to 1/2" thick. Biodegradable, made from derived wood pulp and plant fiber. For new imprint, add \$30 for set up. Plus shipping.

Qty.	300	500	1000	2500
\$/each	\$1.08	\$0.99	\$0.89	\$0.81



UNISEX RECYCLED/ORGANIC T-SHIRT

SKU: NDE

This is our most popular t-shirt. Soft. Made from recycled water bottles and organic cotton. For new imprint, add \$25 for set up. 1-color, 1-location imprint. Plus shipping. Add \$2/ea. for size 2xl.

Qty.	24	36	72	144
\$/each	\$9.75	\$9.25	\$8.95	\$7.95



UNISEX BASIC T-SHIRT

SKU: LEE

This is our most popular t-shirt. Soft. Made from recycled water bottles and organic cotton. For new imprint, add \$25 for set up. 1-color, 1-location imprint. Plus shipping. Add \$2/ea. for size 2xl.

Qty.	24	36	72	144
\$/each	\$6.10	\$5.50	\$4.50	\$4.25