

**OPERATORS ROUND TABLE
DU PAGE PUMPING STATION
January 20, 2012
9:00 AM**

Status of DuPage Water Commission

The Commission meeting will be moved to the third Thursday of the month at 7:30 P.M. Next meeting is February 16, 2012.

Water Conservation

Work has begun on creating the 2011 Annual report which will be available in the first quarter of 2012.

Document Management

Staff is in the process of creating workflows that will be utilized through DocMinder, a Document Management add-on, for board preparation procedures as well as other procedural needs. Staff will start using the DocMinder system for the February board meeting items.

The Commission's new leased copiers/printers have been outfitted with software that will allow employees to directly scan into the Document Management System.

Work continues to complete the document inventory that will be sent to the Secretary of State for their destruction authorization.

The dpwc.org website has been reorganized so the meeting materials and minutes area is cleaner and more user-friendly.

GIS

Infor EAM

The software upgrade to Infor EAM 8.5 has been completed and staff is working on streamlining the purchasing process for O&M items ordered from Grainger Corp. This will be especially helpful for large orders by eliminating tedious data entry.

Staff is testing the Infor EAM 8.5 mobile application that's used to perform inspections and automatically generate work orders where appropriate.

Staff continues to look at integrating Infor EAM with the Incode financial accounting system.

ArcGIS Server Web Site

Work continues on a new GIS web site using ArcGIS Server version 10.

Paperless Agenda Project

Work continues on this project.

Additional Customers

Winfield Additional Connection – Contract MS-17/10

The work is complete. The station will go online upon the Village of Winfield's construction of their rate control station.

DuPage County Service Areas

Steeple Run: The Engineer has supplied the preliminary design specifications and drawings. DWC and DPC are reviewing these documents.

York Township: No Change: We have been requested to develop estimates to provide a direct connection to this service area. This is a precursor to developing a joint connection facility agreement.

Facilities Construction

Contract PSD-7 DPPS Electrical Generation

Staff continues meeting with the design engineer to discuss outstanding contract closeout issues.

Contract PSC-4 Lexington Generation Facilities

We have received letters of final acceptance from the City of Chicago and the Contractor has posted all other required contractual documentation to garner final acceptance.

Contract PSC-5 Lexington Photovoltaic Cells

The Contractor is waiting on the City to establish an internet connection in order to display the PV system data on the internet. This is the final work required before closing out the contract

Supply of Engine Generator Units

We are working with Patten Power on a potential change order to credit the Contract for spare generator parts which we no longer wish to store.

Operations Construction and Maintenance OverviewHigh Lift Pump #4 Motor Re-Build

Based on test results and visual inspection, Dreisilker Electric Motors determined that the HLP #4 motor stator requires rebuilding. Staff authorized Dreisilker Electric Motors to proceed with repair work at a cost of \$28,254, which will be deducted from the \$50,000 lump sum included in the Contract. Repair work is estimated to take 6 to 10 weeks. Total cost of removal, testing, repairing and reinstalling motor is \$36,694.

FleetMatics Vehicle Identification System

The Commission has implemented a vehicle identification system that offers real-time insight into vehicle activity which helps reduce operational costs and improves workflow efficiency. This system will allow the Commission to reduce labor and fuel costs as well as increase vehicle safety and security.

Pipeline MaintenanceContracts TOB-7/11 and TS-8

Work continues on project design and contract specifications for the Outer Belt Transmission Main Corrosion Mitigation Contract and the South Transmission Main Corrosion Mitigation Project (EN Engineering Task Order Nos. 13 and 6).

Contract VSR-1/11(Valve Stem Replacement)

Advertisement for the fabrication of valve stem risers began on January 9th. Proposals are due on January 23rd and the contract is expected to be awarded at the February Commission meeting.

Other

EN Engineering has begun work on Task Order 21----Test Point Survey.

Annual valve exercising is in progress and is expected to be completed by the end of February.

Instrumentation / Remote Facilities Overview

Remote Facilities Maintenance

The annual tank site inspection and calibrations are complete. The annual remotely operated valve inspections and calibrations are complete.

Contract QRE-5/10 (Quick Response Electrical Contract)

Work Authorization Order # QRE-5.002 to repair the electrical service entrances at various meter stations is being scheduled with ComEd to cut services so the work can be performed.

Work Authorization Order # QRE-5.004 to relocate the service line for ROV29A control cabinet because it interferes with a traffic light mast foundation is in progress.

Security

The Commission is continuing to update its Emergency Response Plan (ERP) and its Vulnerability Assessment as our system grows.

It is imperative that all Commission's padlocks at the metering stations are not locked out of the loops. The Water Purchase Agreement requires the Commission to have access to all metering stations at any time.

Winter Water Operation

Now that the summer demand has started to taper off, we need to start thinking about winter operations.

Make sure to keep the water moving in your elevated tanks to prevent any formation of ice.

Make sure the overflow drains and vents are clean and drain properly.

Meter Testing

Annual Customer Meter Calibration Program

Maintenance and calibration of the test bench is complete. The program is 40.0% complete.

Rick Nolan is the interim Meter Technician and should be contacted with any questions or concerns.

The Commission is available to test the large customer meters. We can test 6" 8" and 10" turbine meters. Please contact John Schori at (630) 834-0100 if you have any questions concerning this service.

Regulations

N/A

Water Quality

Chlorine residuals

The Commission's chlorination has been turned off for the winter and will be re-started next spring

Fluoride levels from Chicago

The City has no plans on reducing the fluoride levels unless required by the Illinois Department of Public health.

Water Rates

Water rate for 2012 \$2.99/1000 gallons

O&M \$2.73

Fixed costs \$0.26

The Commission is in discussion to respond the City of Chicago's four year rate model which includes the following increases:

Year 1	30%
Year 2	20%
Year 3	18%
Year 4	17%

AWWA

WATERCON2012.

Illinois Section AWWA and Illinois Water Environment Association are pleased to announce another Joint Conference.

The 2012 Conference will be held on March 19 through March 22, 2012 at the Crowne Plaza Hotel and Conference Center - Springfield, IL

MIDWEST WATER & WASTEWATER TECHNOLOGY CONFERENCE

Illinois Section AWWA and Central States Water Environment Association are pleased to announce the new and improved Midwest Water & Wastewater Technology Conference (formerly the IMTech Conference). The 2012 Conference will be held on June 5, 2012 at McHenry County College – Crystal Lake, IL

This conference will have multiple learning tracks related to the purchase & implementation and the actual usage of many current technologies being used in our collective industries. This dual track approach makes it an ideal seminar for managers, IT professionals and operations & field staff of water and Wastewater utilities. If you can only go to one technology conference this year, this is the one to attend

Other

The Commission invites you to view all Committee and Commission Agendas which can be found on our website at www.dpwc.org.

Please contact the Commission with any changes in water department personnel, phone and/or pager numbers. This is an important part of our ERP for system emergency purposes.

Please provide the Commission with a valid e-mail address. All meeting minutes will be distributed via e-mail.

The next Operators Round Table will be April 20, 2012 at 9:00 A.M. or before if events warrant.

Questions & Answers

If you have any comments concerning these issues or would like to have a topic discussed at the next Round Table Meeting, please feel free to email me at mcghee@dpwc.org.

Handouts:

1. DuPage Laboratory Bench Sheet for October 2011, November 2011, and December 2011.

OPERATORS ROUND TABLE

Village of Addison

**John Chrysogelos
Stewart McLeod**

Argonne National Laboratory

Al Moler

Village of Bensenville

Absent

Village of Bloomingdale

Absent

Village of Carol Stream

Todd Hoppenstedt

Village of Clarendon Hills

**Joe Ferrel
Brian Wagner**

City of Darien

Absent

City of Downers Grove

Absent

County of DuPage

Jim Joers

City of Elmhurst

Dan Rosenwinkel

Village of Glendale Heights

Absent

Village of Glen Ellyn

Absent

Village of Hinsdale

Absent

Illinois American Water Works Company

Absent

Village of Itasca

Absent

Village of Lisle

Absent

Village of Lombard

Tom Ryan

City of Naperville

Pat O'Malley

Village of Oak Brook

Absent

City of Oakbrook Terrace

Absent

Village of Roselle

Absent

Village of Villa Park

Tom Venchus

Village of Westmont

Tim Staffeldt

City of Wheaton

Steve Rajnic

Village of Willowbrook

Absent

Village of Winfield

Absent

City of Wood Dale

Absent

Village of Woodridge


Absent

DUPAGE WATER COMMISSION LABORATORY BENCH SHEET
MONTHLY REPORT FOR NOVEMBER 2011

LEXINGTON SUPPLY

DUPAGE DISCHARGE

DAY	FREE CL ₂ mg/l	TURBIDITY NTU	PO ₄ mg/l	FREE CL ₂ mg/l	TURBIDITY NTU	TEMP °F	pH	Fluoride	PO ₄ mg/l	P.A.C. LBS/MG	ANALYST INT
1	0.80	0.10	0.52	0.86	0.08	54	7.6	1.0	0.54	0	CT
2	0.81	0.10	0.51	0.87	0.10	54	7.6	1.1	0.53	0	FG
3	0.83	0.09	0.53	0.87	0.10	54	7.6	1.1	0.53	0	RC
4	0.81	0.10	0.51	0.86	0.11	53	7.6	1.1	0.50	0	FG
5	0.83	0.10	0.52	0.91	0.10	53	7.7	1.1	0.54	0	RC
6	0.82	0.11	0.54	0.87	0.09	53	7.7	1.1	0.52	0	KD
7	0.83	0.11	0.52	0.86	0.09	53	7.7	1.0	0.52	0	KD
8	0.84	0.10	0.52	0.89	0.09	51	7.7	1.0	0.54	0	AM
9	0.82	0.11	0.51	0.87	0.10	53	7.7	1.0	0.52	0	AM
10	0.86	0.09	0.52	0.88	0.11	52	7.6	1.0	0.54	0	AM
11	0.84	0.10	0.53	0.86	0.09	52	7.6	1.1	0.53	0	KD
12	0.82	0.10	0.54	0.87	0.11	52	7.6	1.1	0.55	0	KD
13	0.83	0.12	0.53	0.88	0.11	52	7.6	1.0	0.51	0	AM
14	0.82	0.11	0.53	0.89	0.09	52	7.6	1.0	0.52	0	AM
15	0.82	0.10	0.52	0.87	0.11	52	7.6	1.0	0.51	0	MR
16	0.84	0.09	0.55	0.85	0.10	52	7.6	1.1	0.51	0	CT
17	0.81	0.10	0.51	0.86	0.10	52	7.6	1.1	0.53	0	AM
18	0.84	0.11	0.56	0.89	0.10	51	7.6	1.1	0.55	0	AM
19	0.81	0.10	0.52	0.84	0.10	51	7.7	1.1	0.55	0	AM
20	0.80	0.11	0.54	0.87	0.10	51	7.6	1.1	0.53	0	KD
21	0.86	0.10	0.50	0.85	0.09	49	7.6	1.1	0.51	0	KD
22	0.86	0.10	0.49	0.86	0.09	51	7.6	1.0	0.52	0	AM
23	0.81	0.11	0.53	0.91	0.10	50	7.7	1.0	0.52	0	AM
24	0.84	0.11	0.52	0.87	0.10	50	7.6	1.1	0.51	0	AM
25	0.85	0.11	0.53	0.88	0.10	50	7.6	1.0	0.52	0	KD
26	0.86	0.09	0.54	0.88	0.10	49	7.6	1.0	0.53	0	KD
27	0.84	0.11	0.55	0.84	0.10	49	7.7	1.1	0.49	0	AM
28	0.82	0.12	0.52	0.87	0.09	48	7.6	1.0	0.51	0	JG
29	0.82	0.11	0.54	0.89	0.09	48	7.7	1.0	0.52	0	JG
30	0.80	0.11	0.51	0.89	0.09	48	7.6	1.0	0.52	0	KD
31										0	
AVG	0.83	0.10	0.53	0.87	0.10	51	7.6	1.1	0.52	0	
MAX	0.86	0.12	0.56	0.91	0.11	54	7.7	1.1	0.55	0	
MIN	0.80	0.09	0.49	0.84	0.08	48	7.6	1.0	0.49	0	



Terrance McGhee
Manager of Water Operations

DUPAGE WATER COMMISSION LABORATORY BENCH SHEET
MONTHLY REPORT FOR OCTOBER 2011

LEXINGTON SUPPLY

DUPAGE DISCHARGE

DAY	FREE CL ₂ mg/l	TURBIDITY NTU	PO ₄ mg/l	FREE CL ₂ mg/l	TURBIDITY NTU	TEMP °F	pH	Fluoride	PO ₄ mg/l	P.A.C. LBS/MG	ANALYST INT
1	0.82	0.10	0.53	0.95	0.11	62	7.6	1.1	0.51	0	RC
2	0.88	0.10	0.55	0.92	0.10	62	7.6	1.1	0.52	0	AM
3	0.92	0.09	0.56	0.93	0.10	60	7.6	1.1	0.50	0	RC
4	0.89	0.11	0.52	0.89	0.11	61	7.6	1.1	0.53	0	RC
5	0.83	0.11	0.54	0.94	0.07	61	7.6	1.1	0.51	0	GA
6	0.85	0.10	0.57	0.96	0.10	60	7.7	1.0	0.52	0	CT
7	0.87	0.11	0.51	0.91	0.08	61	7.6	1.1	0.51	0	GA
8	0.90	0.10	0.50	0.96	0.08	60	7.6	1.0	0.52	0	CT
9	0.90	0.09	0.52	0.97	0.09	59	7.6	1.0	0.50	0	FG
10	0.87	0.10	0.54	0.92	0.08	62	7.5	1.1	0.53	0	RC
11	0.86	0.09	0.53	0.95	0.09	61	7.6	1.0	0.53	0	FG
12	0.88	0.08	0.56	0.89	0.09	60	7.6	1.1	0.53	0	RC
13	0.86	0.09	0.54	0.94	0.08	58	7.5	1.1	0.53	0	RC
14	0.87	0.08	0.51	0.92	0.09	60	7.6	1.1	0.55	0	MR
15	0.85	0.08	0.53	0.92	0.08	62	7.6	1.1	0.55	0	CT
16	0.89	0.10	0.51	0.92	0.08	60	7.6	1.1	0.54	0	MR
17	0.87	0.09	0.52	0.92	0.09	60	7.5	1.0	0.53	0	FG
18	0.87	0.08	0.51	0.93	0.09	59	7.6	1.1	0.52	0	RC
19	0.88	0.10	0.55	0.94	0.10	59	7.6	1.0	0.52	0	FG
20	0.86	0.08	0.52	0.92	0.10	59	7.7	1.1	0.52	0	RC
21	0.86	0.09	0.52	0.92	0.10	60	7.6	1.1	0.51	0	MR
22	0.92	0.09	0.51	0.94	0.10	58	7.6	1.1	0.52	0	CT
23	0.87	0.08	0.52	0.92	0.10	58	7.6	1.1	0.53	0	MR
24	0.85	0.08	0.52	0.92	0.09	56	7.5	1.0	0.53	0	CT
25	0.84	0.09	0.51	0.92	0.10	56	7.6	1.1	0.53	0	FG
26	0.91	0.10	0.52	0.93	0.11	56	7.6	1.1	0.53	0	FG
27	0.92	0.08	0.55	0.94	0.10	54	7.5	1.1	0.51	0	RC
28	0.88	0.09	0.53	0.92	0.10	56	7.6	1.0	0.52	0	FG
29	0.89	0.08	0.53	0.94	0.09	54	7.6	1.0	0.53	0	MR
30	0.84	0.11	0.50	0.93	0.07	54	7.5	1.1	0.53	0	CT
31	0.87	0.10	0.51	0.93	0.08	54	7.6	1.0	0.51	0	MR
AVG	0.87	0.09	0.53	0.93	0.09	59	7.6	1.1	0.52	0	
MAX	0.92	0.11	0.57	0.97	0.11	62	7.7	1.1	0.55	0	
MIN	0.82	0.08	0.50	0.89	0.07	54	7.5	1.0	0.50	0	



Terrance McGhee
Manager of Water Operations

DUPAGE WATER COMMISSION LABORATORY BENCH SHEET
MONTHLY REPORT FOR DECEMBER 2011

LEXINGTON SUPPLY

DUPAGE DISCHARGE

DAY	FREE CL ₂ mg/l	TURBIDITY NTU	PO ₄ mg/l	FREE CL ₂ mg/l	TURBIDITY NTU	TEMP °F	pH	Fluoride	PO ₄ mg/l	P.A.C. LBS/MG	ANALYST INT
1	0.87	0.10	0.49	0.92	0.08	54	7.6	0.9	0.52	0	KD
2	0.85	0.11	0.45	0.91	0.09	52	7.7	1.0	0.48	0	CT
3	0.84	0.12	0.48	0.85	0.11	54	7.7	1.0	0.49	0	CT
4	0.92	0.10	0.49	0.92	0.10	53	7.7	1.0	0.50	0	FG
5	0.88	0.10	0.44	0.89	0.10	52	7.7	1.0	0.49	0	CT
6	0.83	0.10	0.45	0.91	0.10	54	7.7	1.0	0.48	0	CT
7	0.80	0.12	0.48	0.90	0.09	50	7.7	1.1	0.45	0	CT
8	0.86	0.10	0.45	0.93	0.08	50	7.6	1.0	0.47	0	CT
9	0.82	0.10	0.42	0.91	0.10	50	7.7	1.0	0.45	0	FG
10	0.85	0.11	0.44	0.92	0.09	50	7.7	1.0	0.47	0	FG
11	0.85	0.11	0.49	0.95	0.10	50	7.7	1.0	0.47	0	CT
12	0.89	0.12	0.47	0.95	0.09	48	7.7	1.0	0.50	0	CT
13	0.87	0.09	0.49	0.90	0.10	49	7.7	1.1	0.49	0	CT
14	0.81	0.10	0.43	0.93	0.11	48	7.7	0.9	0.50	0	MR
15	0.83	0.12	0.45	0.94	0.10	48	7.7	1.0	0.48	0	FG
16	0.84	0.11	0.51	0.86	0.09	48	7.7	1.0	0.51	0	CT
17	0.87	0.10	0.51	0.91	0.09	48	7.7	1.1	0.50	0	CT
18	0.89	0.10	0.50	0.94	0.09	47	7.7	1.0	0.51	0	FG
19	0.84	0.10	0.52	0.90	0.08	46	7.7	1.1	0.51	0	GA
20	0.86	0.10	0.46	0.94	0.09	48	7.7	1.0	0.50	0	CT
21	0.86	0.12	0.48	0.90	0.11	48	7.5	1.1	0.50	0	CT
22	0.85	0.12	0.45	0.93	0.11	48	7.7	1.1	0.50	0	CT
23	0.86	0.10	0.46	0.92	0.11	47	7.7	1.1	0.49	0	GA
24	0.88	0.11	0.48	0.95	0.10	48	7.7	1.0	0.48	0	FG
25	0.83	0.09	0.46	0.92	0.11	48	7.7	1.1	0.48	0	CT
26	0.84	0.11	0.47	0.94	0.09	48	7.7	1.0	0.46	0	CT
27	0.84	0.12	0.48	0.91	0.09	48	7.7	1.0	0.45	0	FG
28	0.82	0.09	0.45	0.93	0.09	47	7.6	1.0	0.45	0	FG
29	0.87	0.10	0.44	0.93	0.10	46	7.6	1.0	0.47	0	FG
30	0.89	0.11	0.47	0.90	0.09	46	7.6	1.0	0.48	0	AM
31	0.83	0.12	0.49	0.95	0.09	46	7.7	1.0	0.46	0	AM
AVG	0.85	0.11	0.47	0.92	0.10	49	7.7	1.0	0.48	0	
MAX	0.92	0.12	0.52	0.95	0.11	54	7.7	1.1	0.52	0	
MIN	0.80	0.09	0.42	0.85	0.08	46	7.5	0.9	0.45	0	


Terrance McGhee
Manager of Water Operations